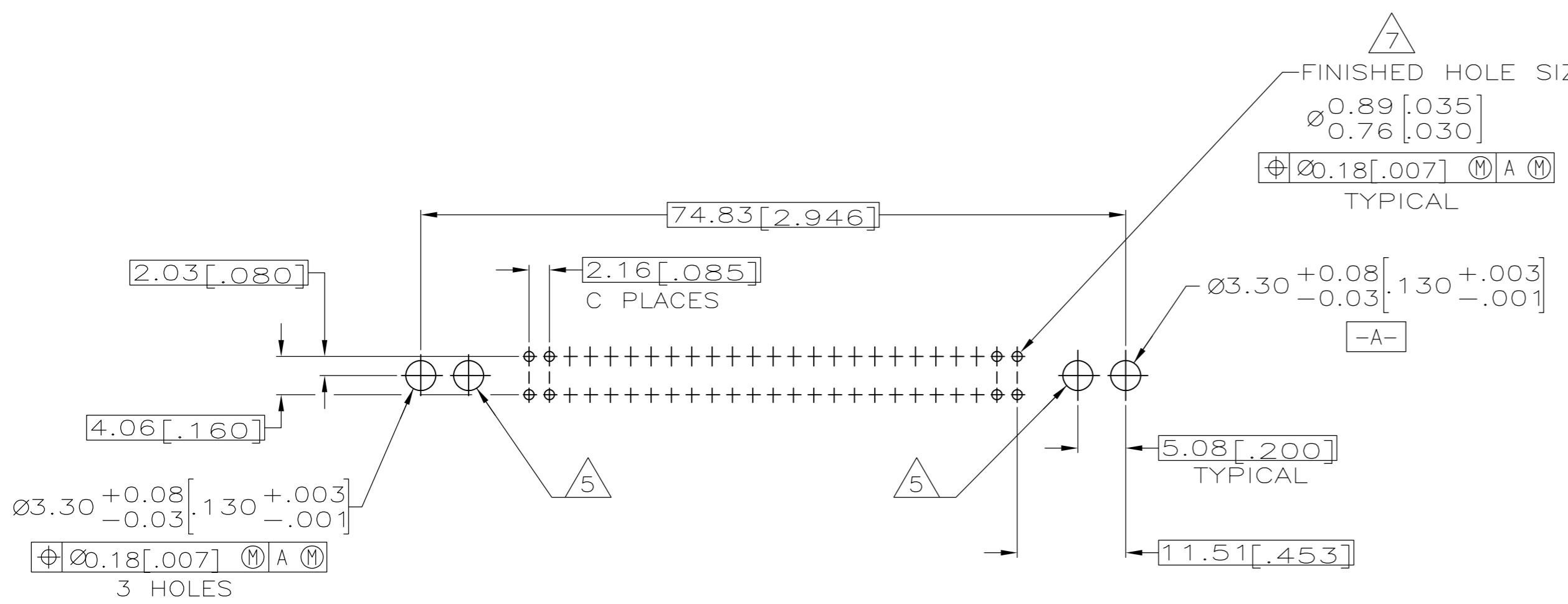
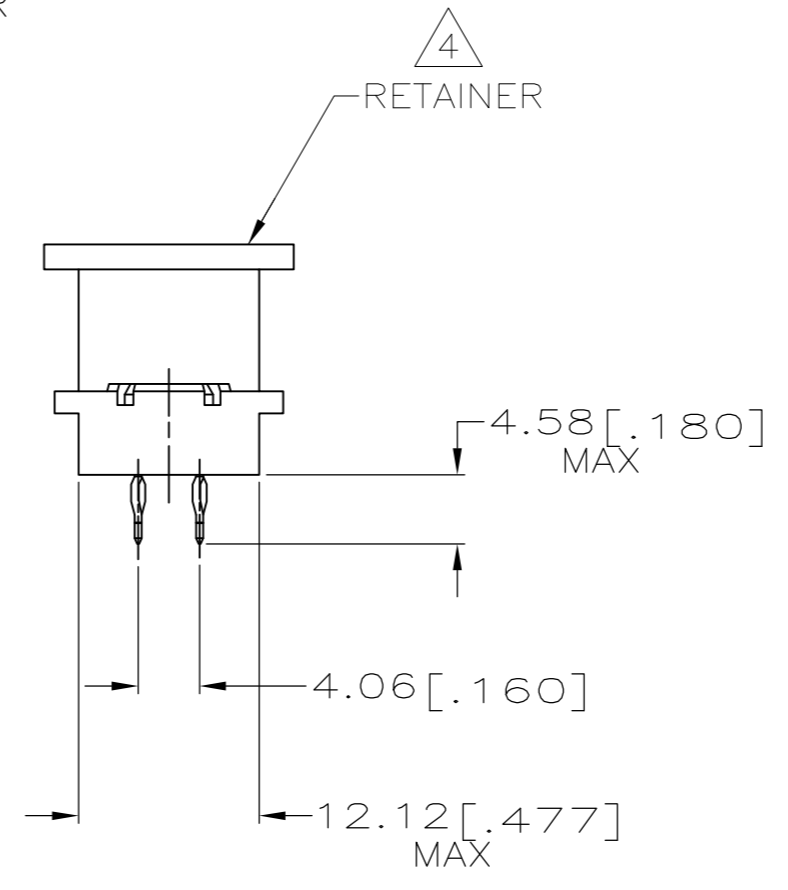
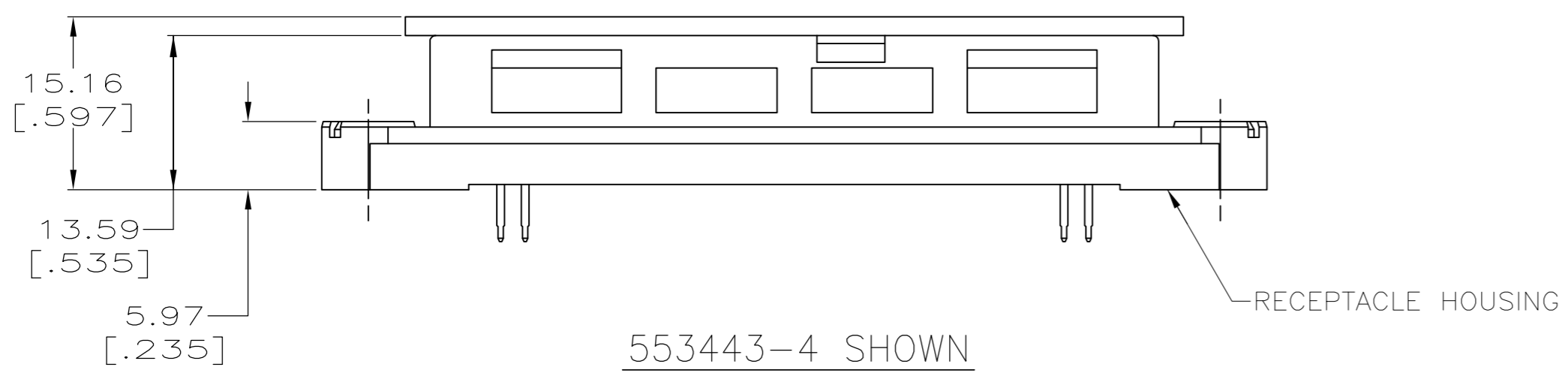
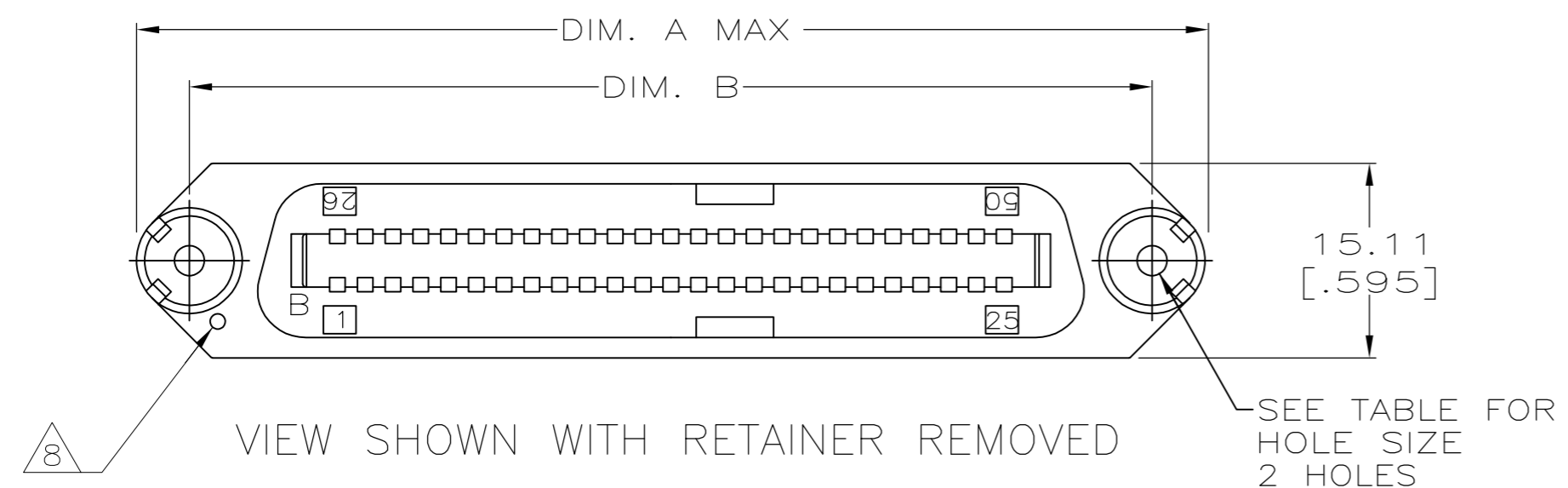


THIS DRAWING IS UNPUBLISHED. RELEASED FOR PUBLICATION  
 © COPYRIGHT - By - ALL RIGHTS RESERVED.

LOC		DIST		REVISIONS			
P	LTR	DESCRIPTION		DATE	DWN	APVD	
AA	20	P		REVISED PER ECO-13-016325	18OCT13	BL	JY



PRINTED CIRCUIT BOARD  
MOUNTING DIMENSIONS

- 1 MATERIAL: HOUSING - POLYESTER MOLDING COMPOUND BLACK.  
TERMINAL - COPPER ALLOY PLATED WITH 0.76 $\mu$ m [.000030] MINIMUM THICK GOLD ON MATING SURFACE AND 0.13 $\mu$ m [.000005] MINIMUM THICK GOLD ON ACTION PIN AREA OVER 1.27 $\mu$ m [.000050] MINIMUM THICK NICKEL UNDERPLATE OVER ENTIRE TERMINAL.  
RETAINER - POLYETHYLENE, NATURAL.
- 2. THE CONTACT SURFACES OF THE TERMINALS ARE COATED WITH LUBRICANT.
- 3 ALL DIMENSIONS SHOWN ARE FOR REFERENCE ONLY UNLESS OTHERWISE SPECIFIED.
- 4 RETAINER MUST REMAIN INSTALLED UNTIL AFTER CONNECTOR HAS BEEN INSERTED INTO PCB HOLES.
- 5 OPTIONAL MOUNTING HOLE FOR SELF-TAPPING SCREW.
- 6. CENTER-TO-CENTER SPACING OF TERMINALS IS 2.16 [.085] NOMINAL.
- 7 ALL PLATED-THRU HOLES SHALL BE PER AMP SPEC 115-6072.
- 8 THRU HOLE ON HOUSING FLANGE INDICATES POSITION 1 LOCATION.
- 9 MATERIAL: HOUSING - POLYESTER MOLDING COMPOUND BLACK.  
TERMINAL - COPPER ALLOY PLATED WITH 0.76 $\mu$ m [.000030] MINIMUM THICK GOLD ON MATING SURFACE AND 2.54 $\mu$ m [.0001] MINIMUM THICK TIN ON ACTION PIN AREA OVER 1.27 $\mu$ m [.000050] MINIMUM THICK NICKEL UNDERPLATE OVER ENTIRE TERMINAL.  
RETAINER - POLYETHYLENE, NATURAL.

FINISH	MATERIAL	C	HOLE SIZE	DIM. B	DIM. A	POSITION	PART NUMBER
1	1	24	.125 DIA	74.83[2.946]	83.31[3.280]	50	553443-9
1	1	24	.125 DIA	74.83[2.946]	83.31[3.280]	50	553443-6
1	1	31	4-40 UNC-2B	89.97[3.542]	98.43[3.875]	64	553443-5
1	1	24	4-40 UNC-2B	74.83[2.946]	83.31[3.280]	50	553443-4
1	1	17	4-40 UNC-2B	59.74[2.352]	68.20[2.685]	36	553443-3
1	1	11	4-40 UNC-2B	46.79[1.842]	55.25[2.175]	24	553443-2

THIS DRAWING IS A CONTROLLED DOCUMENT.

DIMENSIONS: mm [INCHES]	TOLERANCES UNLESS OTHERWISE SPECIFIED:	DWN DL DRUMMOND 18 JUN 99	TE Connectivity
	0 PLC ± - 1 PLC ± - 2 PLC ± - 3 PLC ± - 4 PLC ± - ANGLES ± -	CHK EW BEILES 21 JUN 99	
		APVD EW BEILES 21 JUN 99	
MATERIAL	FINISH	PRODUCT SPEC	RESTRICTED TO
		APPLICATION SPEC	SIZE A2
		WEIGHT	CAGE CODE 00779
		CUSTOMER DRAWING	DRAWING NO C=553443
		SCALE 2:1	SHEET 1 of 1
			REV P