

ENVELOPE / ASSEMBLY DRAWING

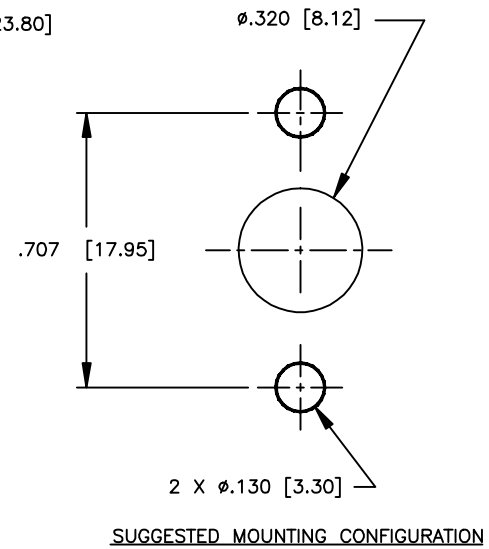
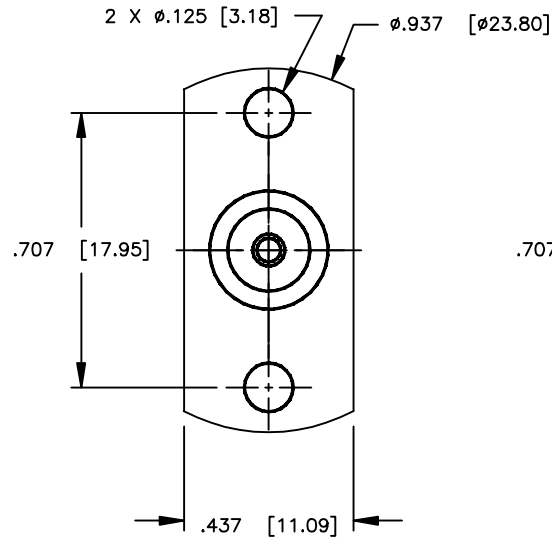
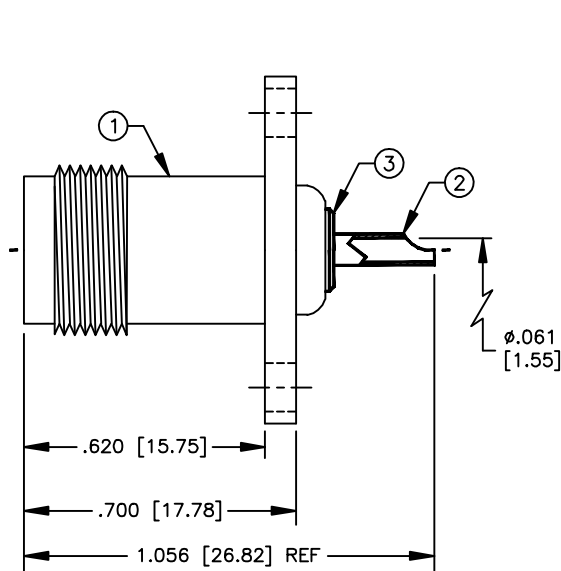
SPECIFICATION CONTROL DRAWING

THIS DRAWING CONTAINS INFORMATION PROPRIETARY TO RF INDUSTRIES, LTD. ANY UNAUTHORIZED USE OF THIS DRAWING IS EXPRESSLY PROHIBITED. ANY VIOLATION IS PUNISHABLE UNDER U.S. COPYRIGHT LAWS.

REV	DESCRIPTION	DWN	DATE	APPROVED
-	ENGINEERING RELEASE	JDM	11/23/99	JDM
A	CHANGED FLANGED FROM .385 TO .437	KMM	1/26/00	JDMc

ALL DIMENSIONS ARE REFERENCE ONLY

000000



SPECIFICATIONS:

IMPEDANCE: 50 OHMS
 WORKING VOLTAGE: 500 VRMS @ SEA LEVEL
 FREQUENCY RANGE: 0-7 GHz
 INTERFACE PER MIL-STD-348A, SECTION 313.2

DIMENSIONS ARE IN INCHES AND [MILLIMETERS]

UNLESS OTHERWISE NOTED TOLERANCES ARE:
 DECIMALS DIAMETER

RFconnectors
 DIVISION OF RF INDUSTRIES, LTD.

7610 MIRAMAR RD
 SAN DIEGO, CA 92126
 (619)549-6340
 (619)549-6345 FAX

RFT-1210-03

TNC FEMALE 2 HOLE FLANGE

ITEM	DESCRIPTION	QTY	MATERIAL	FINISH	APPROVALS	DATE
3	DIELECTRIC	1	PTFE	NONE	JDM	11/23/99
2	CONTACT	1	BRASS	GOLD		
1	BODY	1	BRASS	NICKEL	JDM	11/23/99

SIZE	CABLE GROUP	DWG NO.	REV
A	N/A	RFT121003	A

SCALE: 2:1 CAD FILE 13ARC B SHEET 1 OF 1