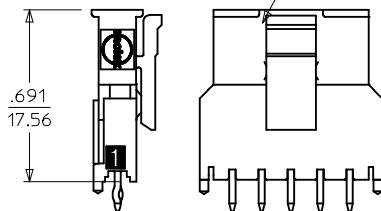


PCB LAYOUT: COMPONENT SIDE  
RECOMMENDED PCB THICKNESS: .062/1.57

LAST CIRCUIT

CIRCUIT 1

RECEPTACLE #43645



MATED MICRO FIT CONNECTORS

CKTS	A	B	C
2	.380 9.65	.118 3.00	.354 9.00
3	.498 12.65	.236 6.00	.472 12.00
4	.616 15.65	.354 9.00	.591 15.00
5	.734 18.64	.472 12.00	.709 18.00
6	.852 21.64	.591 15.00	.827 21.00
7	.970 24.64	.709 18.00	.945 24.00
8	1.088 27.64	.827 21.00	1.063 27.00
9	1.206 30.63	.945 24.00	1.181 30.00
10	1.325 33.66	1.063 27.00	1.299 33.00
11	1.443 36.65	1.181 30.00	1.417 36.00
12	1.561 39.65	1.299 33.00	1.535 39.00

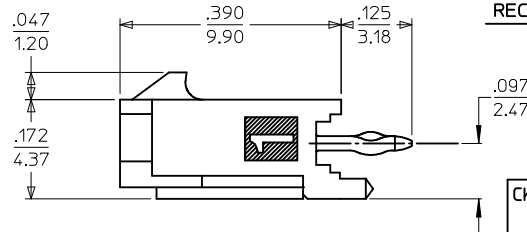
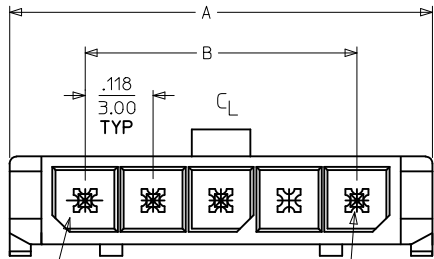
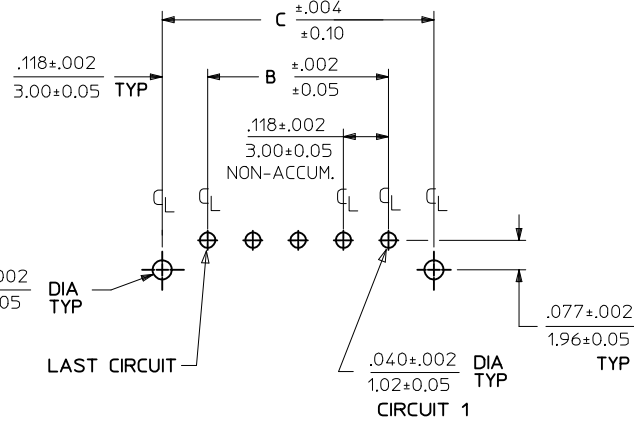
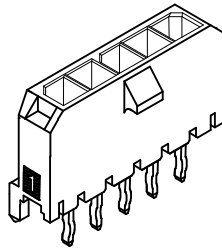
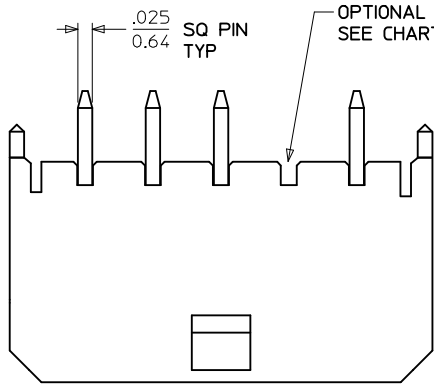
FINISH A			FINISH B			FINISH C		
CKTS	MATERIAL NO:	VOID CKT	CKTS	MATERIAL NO:	VOID CKT	CKTS	MATERIAL NO:	VOID CKT
02	43650-0215		02	43650-0216		02	43650-0217	
03	43650-0315		03	43650-0316		03	43650-0317	
04	43650-0415		04	43650-0416		04	43650-0417	
05	43650-0515		05	43650-0516		05	43650-0517	
06	43650-0615		06	43650-0616		06	43650-0617	
07	43650-0715		07	43650-0716		07	43650-0717	
08	43650-0815		08	43650-0816		08	43650-0817	
09	43650-0915		09	43650-0916		09	43650-0917	
10	43650-1015		10	43650-1016		10	43650-1017	
11	43650-1115		11	43650-1116		11	43650-1117	
12	43650-1215		12	43650-1216		12	43650-1217	
03	43650-0330	02	03			03		
04			04	43650-0431	02,03	04	43650-0430	02,03
05	43650-9915	03	05	43650-0531	03	05		
05	43650-0530	02,04	05	43650-1532	02,03,04	05		
06	43650-0630	02,04,05	06			06		
07	43650-0730	03,04,05	07			07	43650-0731	02,03 05,06
09			09	43650-0930	02,03,04 06,07,08	09		

NOTES:

- HOUSING MATERIAL: LIQUID CRYSTAL POLYMER, GLASS FILLED, UL94V-0, COLOR: BLACK  
TERMINAL MATERIAL: BRASS ALLOY
- FINISH:  
A = .000060/(0.00152) MIN. REFLOWED MATTE TIN OVER .000050/(0.00127) MIN. NICKEL PLATE.  
(FINISH IS BRIGHT IN APPEARANCE, THICKNESS AS APPLIED PRIOR TO REFLOW)  
B = .000015/(0.00038) MIN. SELECT GOLD IN CONTACT AREA .000100/(0.00254) MIN. SELECT MATTE TIN ON SOLDER TAILS BOTH OVER .000050/(0.00127) NICKEL OVERALL  
C = .000030/(0.00076) MIN. SELECT GOLD IN CONTACT AREA .000100/(0.00254) MIN. SELECT MATTE TIN ON SOLDER TAILS BOTH OVER .000050/(0.00127) NICKEL OVERALL
- PRODUCT SPECIFICATION: PS-43650
- TRAY PACKAGED : SEE MOLEX DRAWING PK-70873-0811
- MATES WITH MICRO FIT (3.0) RECEPTACLE SERIES 43645
- THIS PART CONFORMS TO CLASS 'B' REQUIREMENTS OF PRODUCT SPECIFICATION PS-45499-002.

ADD -1532 -0930 EC NO: UCP2017-2430 DRW:WAPPELDORN 2017/05/05 CHKD:JDFX 2017/05/05 APPR:FSMLTH 2017/05/22	QUALITY SYMBOLS ∇=0 ∇=0 ∇=0	GENERAL TOLERANCES (UNLESS SPECIFIED)	DIMENSION STYLE IN/MM	SCALE METRIC	DESIGN UNITS THIRD ANGLE PROJECTION																		
		<table border="1"> <tr><th></th><th>mm</th><th>INCH</th></tr> <tr><td>4 PLACES ±</td><td>---</td><td>---</td></tr> <tr><td>3 PLACES ±</td><td>---</td><td>±.010</td></tr> <tr><td>2 PLACES ±</td><td>0.25</td><td>±.014</td></tr> <tr><td>1 PLACE ±</td><td>0.36</td><td>±---</td></tr> <tr><td>0 PLACE ±</td><td>±</td><td>±</td></tr> </table>		mm	INCH	4 PLACES ±	---	---	3 PLACES ±	---	±.010	2 PLACES ±	0.25	±.014	1 PLACE ±	0.36	±---	0 PLACE ±	±	±	DRAWN BY: SAMIEC DATE: 2000/07/07 CHECKED BY: MUELLER DATE: 2000/07/07 APPROVED BY: EDGLEY DATE: 2000/07/07	TITLE: MICRO-FIT (3.0) SINGLE ROW / VERTICAL THRU HOLE / PEGS / TRAY	
			mm	INCH																			
4 PLACES ±	---	---																					
3 PLACES ±	---	±.010																					
2 PLACES ±	0.25	±.014																					
1 PLACE ±	0.36	±---																					
0 PLACE ±	±	±																					
ANGULAR ±1/2° DRAFT WHERE APPLICABLE MUST REMAIN WITHIN DIMENSIONS	MATERIAL NO.: SEE CHART SIZE: C	DOCUMENT NO.: SD-43650-006	SHEET NO.: 1 OF 1																				

THIS DRAWING CONTAINS INFORMATION THAT IS PROPRIETARY TO MOLEX INCORPORATED AND SHOULD NOT BE USED WITHOUT WRITTEN PERMISSION

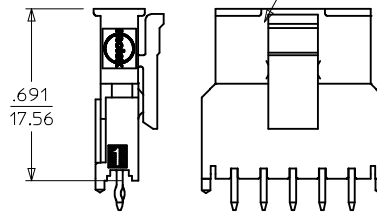


PCB LAYOUT: COMPONENT SIDE  
RECOMMENDED PCB THICKNESS: .062/1.57

LAST CIRCUIT

CIRCUIT 1

RECEPTACLE #43645



MATED MICRO FIT CONNECTORS

CKTS	A	B	C
2	.380 9.65	.118 3.00	.354 9.00
3	.498 12.65	.236 6.00	.472 12.00
4	.616 15.65	.354 9.00	.591 15.00
5	.734 18.64	.472 12.00	.709 18.00
6	.852 21.64	.591 15.00	.827 21.00
7	.970 24.64	.709 18.00	.945 24.00
8	1.088 27.64	.827 21.00	1.063 27.00
9	1.206 30.63	.945 24.00	1.181 30.00
10	1.325 33.66	1.063 27.00	1.299 33.00
11	1.443 36.65	1.181 30.00	1.417 36.00
12	1.561 39.65	1.299 33.00	1.535 39.00

FINISH A			FINISH B			FINISH C		
CKTS	MATERIAL NO:	VOID CKT	CKTS	MATERIAL NO:	VOID CKT	CKTS	MATERIAL NO:	VOID CKT
02	43650-0215		02	43650-0216		02	43650-0217	
03	43650-0315		03	43650-0316		03	43650-0317	
04	43650-0415		04	43650-0416		04	43650-0417	
05	43650-0515		05	43650-0516		05	43650-0517	
06	43650-0615		06	43650-0616		06	43650-0617	
07	43650-0715		07	43650-0716		07	43650-0717	
08	43650-0815		08	43650-0816		08	43650-0817	
09	43650-0915		09	43650-0916		09	43650-0917	
10	43650-1015		10	43650-1016		10	43650-1017	
11	43650-1115		11	43650-1116		11	43650-1117	
12	43650-1215		12	43650-1216		12	43650-1217	
03	43650-0330	02	03			03		
04			04	43650-0431	02,03	04	43650-0430	02,03
05	43650-9915	03	05	43650-0531	03	05		
05	43650-0530	02,04	05	43650-1532	02,03,04	05		
06	43650-0630	02,04,05	06			06		
07	43650-0730	03,04,05	07			07	43650-0731	02,03 05,06
09			09	43650-0930	02,03,04 06,07,08	09		

NOTES:

- HOUSING MATERIAL: LIQUID CRYSTAL POLYMER, GLASS FILLED, UL94V-0, COLOR: BLACK  
TERMINAL MATERIAL: BRASS ALLOY
- FINISH:  
A = .000060/(0.00152) MIN. REFLOWED MATTE TIN OVER .000050/(0.00127) MIN. NICKEL PLATE.  
(FINISH IS BRIGHT IN APPEARANCE, THICKNESS AS APPLIED PRIOR TO REFLOW)  
B = .000015/(0.00038) MIN. SELECT GOLD IN CONTACT AREA .000100/(0.00254) MIN. SELECT MATTE TIN ON SOLDER TAILS BOTH OVER .000050/(0.00127) NICKEL OVERALL  
C = .000030/(0.00076) MIN. SELECT GOLD IN CONTACT AREA .000100/(0.00254) MIN. SELECT MATTE TIN ON SOLDER TAILS BOTH OVER .000050/(0.00127) NICKEL OVERALL
- PRODUCT SPECIFICATION: PS-43650
- TRAY PACKAGED : SEE MOLEX DRAWING PK-70873-0811
- MATES WITH MICRO FIT (3.0) RECEPTACLE SERIES 43645
- THIS PART CONFORMS TO CLASS 'B' REQUIREMENTS OF PRODUCT SPECIFICATION PS-45499-002.

ADD -1532 -0930	2017/05/05	QUALITY SYMBOLS
EC NO: UCP2017-2430	2017/05/05	▽=0
DRW:WAPPELDORN	2017/05/05	▽=0
CHKD:JDFOX	2017/05/05	▽=0
APPR:FSMLTH	2017/05/05	
REV	DESCRIPTION	
F3		

GENERAL TOLERANCES (UNLESS SPECIFIED)	
mm	INCH
4 PLACES ± .010	± .0004
3 PLACES ± .010	± .0004
2 PLACES ± 0.25	± .010
1 PLACE ± 0.36	± .014
0 PLACE ±	±
ANGULAR ±1/2°	
DRAFT WHERE APPLICABLE MUST REMAIN WITHIN DIMENSIONS	

DIMENSION STYLE		SCALE	
IN/MM		METRIC	
DRAWN BY	DATE	TITLE	DESIGN UNITS
SAMIEC	2000/07/07		METRIC
CHECKED BY	DATE		
MUELLER	2000/07/07		
APPROVED BY	DATE		
EDGLEY	2000/07/07		
MATERIAL NO.		DOCUMENT NO.	
SEE CHART		SD-43650-006	
SIZE		SHEET NO.	
C		1 OF 1	

THIRD ANGLE PROJECTION	
MICRO-FIT (3.0) SINGLE ROW / VERTICAL THRU HOLE / PEGS / TRAY	
<b>molex</b>	
THIS DRAWING CONTAINS INFORMATION THAT IS PROPRIETARY TO MOLEX INCORPORATED AND SHOULD NOT BE USED WITHOUT WRITTEN PERMISSION	