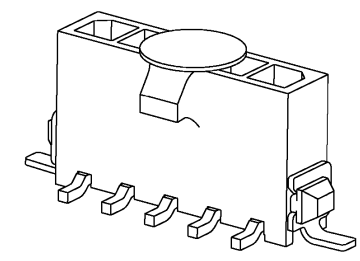
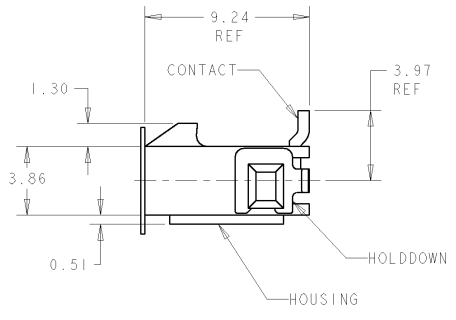
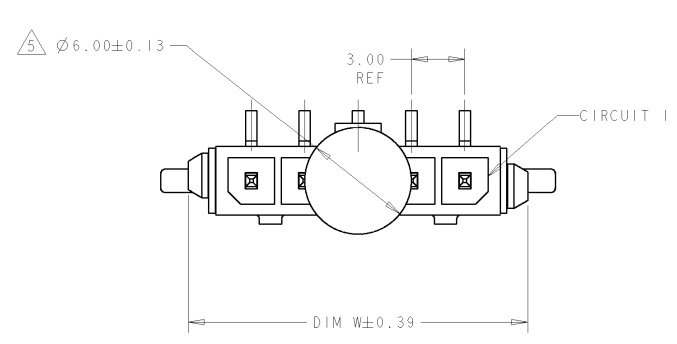
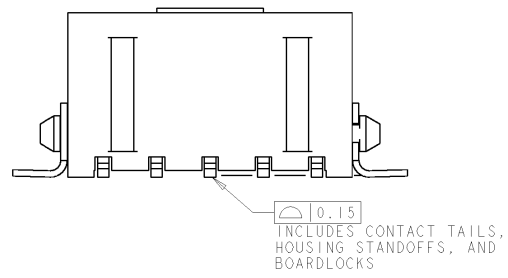


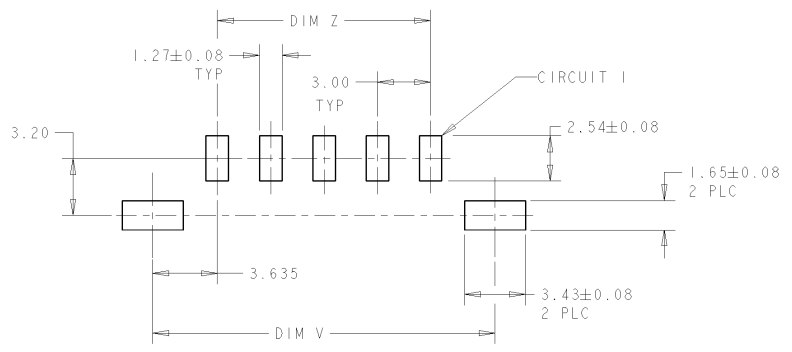
LOC	DIST	REVISIONS					
CM	00	P	LTN	DESCRIPTION	DATE	DWN	APFD
		B		REVISED PER 0G3B-0520-03	25-JUN-03	RW	CJ



- 1 MATERIAL: CONTACTS - BRASS
HOUSING - UL 94V-0 RATED HIGH TEMP NYLON, COLOR BLACK.
HOLDDOWNS - PHOSPHOR BRONZE.
- 2 PLATING: CONTACTS - 0.76µm MINIMUM GOLD ON MATING END,
2.54µm MINIMUM TIN LEAD ON SOLDER TAILS, BOTH OVER
1.27µm MINIMUM NICKEL.
HOLDDOWNS: 2.54µm MINIMUM TIN-LEAD OVER 1.27µm MINIMUM
NICKEL.
- 4 RECOMMENDED PC BOARD THICKNESS OF 1.57.
- 5 KAPTON VACUUM PICK UP BUTTON.
- 6 PLATING: CONTACTS - 0.76µm MINIMUM GOLD ON MATING END,
2.54µm MINIMUM TIN ON SOLDER TAILS, BOTH OVER
1.27µm MINIMUM NICKEL.
HOLDDOWNS: 2.54µm MINIMUM TIN OVER 1.27µm MINIMUM
NICKEL.



	DIM Z	DIM V	DIM W	NO. OF POSN	PART NUMBER
6	9.00	16.41	16.00	4	2-1445096-4
6	3.00	10.41	10.00	2	2-1445096-2
2	33.00	40.41	40.00	12	1-1445096-2
	30.00	37.41	37.00	11	1-1445096-1
	27.00	34.41	34.00	10	1-1445096-0
	24.00	31.41	31.00	9	1445096-9
	21.00	28.41	28.00	8	1445096-8
	18.00	25.41	25.00	7	1445096-7
	15.00	22.41	22.00	6	1445096-6
	12.00	19.41	19.00	5	1445096-5
	9.00	16.41	16.00	4	1445096-4
	6.00	13.41	13.00	3	1445096-3
	3.00	10.41	10.00	2	1445096-2
PLATING	DIM Z	DIM V	DIM W	NO. OF POSN	PART NUMBER



PCB LAYOUT COMPONENT SIDE 1



<small>THIS DRAWING IS A CONTROLLED DOCUMENT FOR AMP INCORPORATED. IT IS STRICTLY TO BE KEPT UNDER THE CONTROL OF THE ENGINEERING ORGANIZATION SHOULD BE CONTACTED FOR THE LATEST REVISION.</small>		DWN J.ROOT 09OCT2000 CHK K.WHITAKER 20-FEB-2001 APFD C.IONES 20-FEB-2001	AMP Tyco Electronics Harrisburg, PA 17105-3608
DIMENSIONS: mm 	TOLERANCES UNLESS OTHERWISE SPECIFIED: 0 PLC ± 1 PLC ±0.13 3 PLC ± 4 PLC ± ANGLES FINISH ±	PRODUCT SPEC - APPLICATION SPEC - WEIGHT -	NAME VERTICAL SURFACE MOUNT HEADER ASSY, 30 MIC GOLD CONTACTS, SURF MOUNT HOLDDOWNS, SGL ROW, MICRO MATE-N-LOK™ SIZE A2 CASE CODE 00779 DRAWING NO. 1445096
MATERIAL 1	SEE TABLE	CUSTOMER DRAWING	SCALE 5:1 SHEET 1 OF 1 REV B