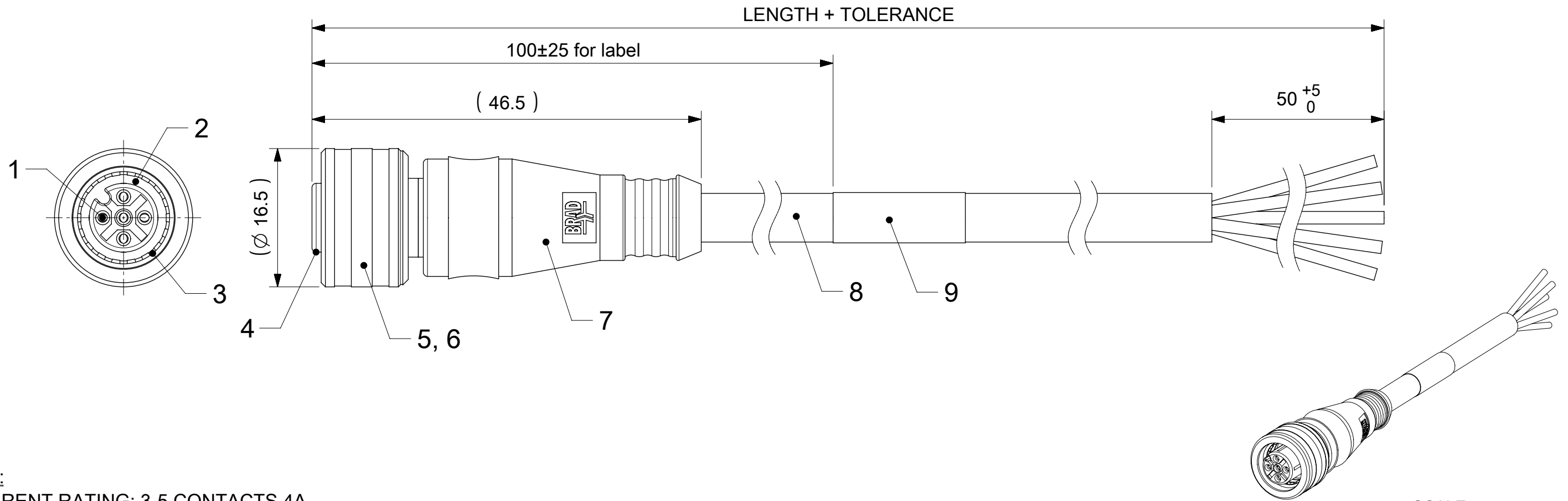


# FEMALE PLUG ULTRA LOCK U12 STRAIGHT



**NOTES:**

CURRENT RATING: 3-5 CONTACTS 4A  
 VOLTAGE RATING: 3-4 CONTACTS 250V  
 5 CONTACTS 60V  
 PROTECTION CLASS: IP 67/68/69K  
 TEMPERATURE: -25°C / +85°C

**CONTACTS POSITION FRONT VIEW:**

3 CONTACTS		4 CONTACTS		5 CONTACTS	
PIN	WIRE	PIN	WIRE	PIN	WIRE
1	BROWN	1	BROWN	1	BROWN
2	---	2	WHITE	2	WHITE
3	BLUE	3	BLUE	3	BLUE
4	BLACK	4	BLACK	4	BLACK
5	---	5	---	5	GREY

CODING ACCORDING TO IEC 61076-2-101

FOR OPTIONS SEE - NUMERICAL CODE - ON SHEET 2

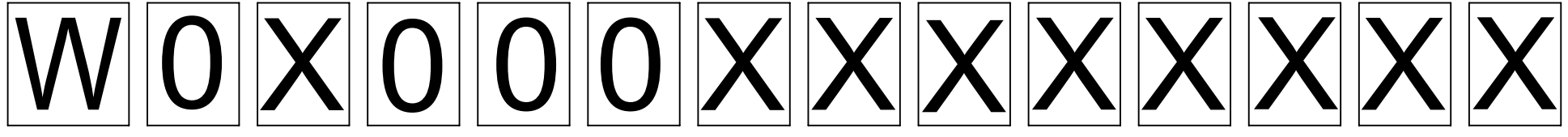
ITEM	QTY.	DESCRIPTION	MATERIAL	FINISH
9	1	LABEL YELLOW	VINYL	---
8	-	CABLE	SEE SHEET 2	---
7	-	OVERMOULD BLACK	TPU	---
6	1	SLEEVE U12 INNER	BRASS	NICKEL
5	1	SLEEVE U12 OUTER	BRASS	NICKEL
4	1	INSERT FEMALE BLACK	PUR	---
3	1	SPRING U12	V4A	---
2	1	ORING GREEN	FPM	---
1	3 / 4 / 5	CONTACT M12 FEMALE	BRONZE	SELECTIVE GOLD OVER NICKEL

SCALE 1:1

FUNCTIONAL SYMBOLS	THIS DRAWING CONTAINS INFORMATION THAT IS PROPRIETARY TO MOLEX ELECTRONIC TECHNOLOGIES, LLC AND SHOULD NOT BE USED WITHOUT WRITTEN PERMISSION			
	DIMENSION UNITS: <b>mm</b> SCALE: <b>2:1</b>	CURRENT REV DESC: PNS: 1200798133 AND 1200798134 ADDED		
DIVISIONAL SYMBOLS	GENERAL TOLERANCES (UNLESS SPECIFIED)		EC NO: 669168	
	ANGULAR TOL ± 1.0°		DRWN: RSILLER 2021/07/05	
	4 PLACES ±		CHK'D: NFRITZEN 2021/07/05	
	3 PLACES ±		APPR: NFRITZEN 2021/07/05	
2 PLACES ± 0.05		INITIAL REVISION:		
1 PLACE ± 0.3		DRWN: JMARSZALEK 2016/04/06		
0 PLACES ± 0.5		APPR: RSILLER 2016/05/30		
DRAFT WHERE APPLICABLE MUST REMAIN WITHIN DIMENSIONS		THIRD ANGLE PROJECTION	DRAWING: <b>A3-SIZE</b>	SERIES: <b>120079</b>
		DOCUMENT NUMBER: <b>1200795043</b>	DOC TYPE: <b>PSD</b>	DOC PART: <b>000</b>
		CUSTOMER: <b>GENERAL MARKET</b>	REVISION: <b>A4</b>	SHEET NUMBER: <b>1 OF 2</b>

**ENGINEERING NO. - NUMERICAL CODE** (Available parts see PART LIST table. Other parts available upon request).

**OPTIONS**



W0=U12  
Ultra Lock  
Single ended

Poles:  
3=3 Poles  
4=4 Poles  
5=5 Poles

Heads style:  
000=Plug Female Straight

Cable type: See Table


Units:  
M=Meter  
C=Centimeter

Length  
Examples:  
005=0.5 units  
010=1 units  
100=10 units

Overmold color:  
Blank (Standard)=Black  
A=Grey / G=Black / Y=Yellow

Ultra Lock Assembly:  
Blank (Standard)=Brass, Ni Plated  
8=Stainless steel, EPDM oring

H= 2 pcs. of I/D Carrier PVC Transparent  
(Cables lxx & P82 always with  
2 pcs. of I/D Carrier)



**CABLE INFORMATION** (for more information see Cable Data Sheet).

CABLE TYPE	NO. OF WIRES	CROSS SECTION	CABLE JACKET	UL	CSA	STATIC: TEMP. / BENDING RADIUS	DYNAMIC: TEMP. / BENDING RADIUS	DRAG CHAIN	SHIELD
E03	3 / 4 / 5	0.34mm <sup>2</sup>	PVC BLACK	UL 2464/1729	C22.2 I/II A/B 80°/300V	-30°C to +80°C, 10xO.D.	-10°C to +80°C, 15xO.D.	-	-
H09	3 / 4 / 5	0.34mm <sup>2</sup>	PUR BLACK LS0H	UL 21198/10493	C22.2 I/II A/B 80°/300V	-40°C to +80°C, 5xO.D.	-25°C to +80°C, 10xO.D.	2 000 000 cycles, Temp max 60°C	-
P03	3 / 4 / 5	0.34mm <sup>2</sup>	PUR / PVC BLACK	-	-	-30°C to +80°C, 7xO.D.	-5°C to +80°C, 15xO.D.	-	-

**CABLE LENGTH TOLERANCES**

OVER	UP TO AND INCLUDING	TOLERANCES
0	305mm	+19mm
305mm	915mm	+45mm
915mm	1830mm	+56mm
1830mm	3660mm	+89mm
3660mm	7320mm	+165mm
7320mm	14640mm	+317mm
14640mm	30500mm	+610mm
30500mm	>	+2% of finished length

**PART LIST**

No.	Molex P/N	Engineering no.	Cable Length
1	1200790266	W04000E03M020	2m
2	1200790277	W05000E03M020	2m
3	1200795022	W04000E03M003	0.3m
4	1200795043	W05000E03M050	5m
5	1200795068	W04000P03M040	4m
6	1200795069	W04000P03M050	5m
7	1200795102	W03000E03M020	2m
8	1200795103	W03000P03M020	2m
9	1200795110	W05000P03M020	2m
10	1200798001	W04000E03M050	5m
11	1200798010	W04000P03M100	10m
12	1200798012	W04000P03M020	2m
13	1200798014	W04000E03M100	10m
14	1200798042	W03000H09M020	2m
15	1200798045	W05000H09M020	2m
16	1200798054	W04000H09M020	2m
17	1200798063	W05000P03M030	3m
18	1200798123	W05000H09C350	0.35m
19	1200798124	W05000H09M003	0.3m
20	1200798126	W04000P03M200	20m

No.	Molex P/N	Engineering no.	Cable Length
21	1200798127	W04000H09M050	5m
22	1200798128	W04000H09M100	10m
23	1200798129	W04000H09M200	20m
24	1200798130	W05000P03M050	5m
25	1200798131	W05000P03M100	10m
26	1200798132	W05000P03M200	20m
27	1200798141	W03000E03M050	5m
28	1200798142	W03000E03M100	10m
29	1200790280	W05000E03M100	10m
30	1200798133	W05000H09M050	5m
31	1200798134	W05000H09M100	10m
32			
33			
34			
35			
36			
37			
38			
39			
40			

FUNCTIONAL SYMBOLS ∇/A = 0 ∇/E = 0 ∇/V = 0	THIS DRAWING CONTAINS INFORMATION THAT IS PROPRIETARY TO MOLEX ELECTRONIC TECHNOLOGIES, LLC AND SHOULD NOT BE USED WITHOUT WRITTEN PERMISSION	SCALE <b>1:1</b>	CURRENT REV DESC: PNS: 1200798133 AND 1200798134 ADDED	<b>molex</b>			
	GENERAL TOLERANCES (UNLESS SPECIFIED)	ANGULAR TOL ± 1.0°	EC NO: 669168				CSE U12 XP AC FE STR XM SE UNSH
	4 PLACES ±	3 PLACES ±	DRWN: RSILLER 2021/07/05	PRODUCT CUSTOMER DRAWING			
	2 PLACES ± 0.05	1 PLACE ± 0.3	APP: NFRITZEN 2021/07/05				INITIAL REVISION:
0 PLACES ± 0.5	DRAFT WHERE APPLICABLE MUST REMAIN WITHIN DIMENSIONS	THIRD ANGLE PROJECTION	DRAWING	SERIES	MATERIAL NUMBER	CUSTOMER	SHEET NUMBER
			A3-SIZE	120079	SEE PART LIST	GENERAL MARKET	2 OF 2