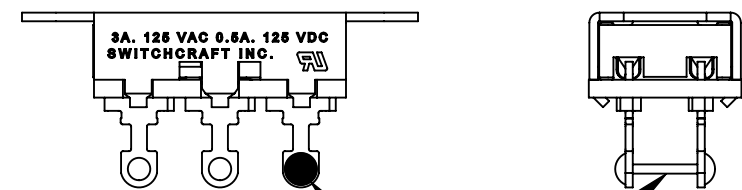
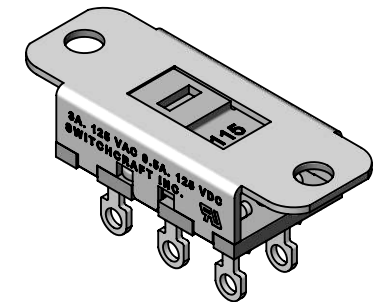
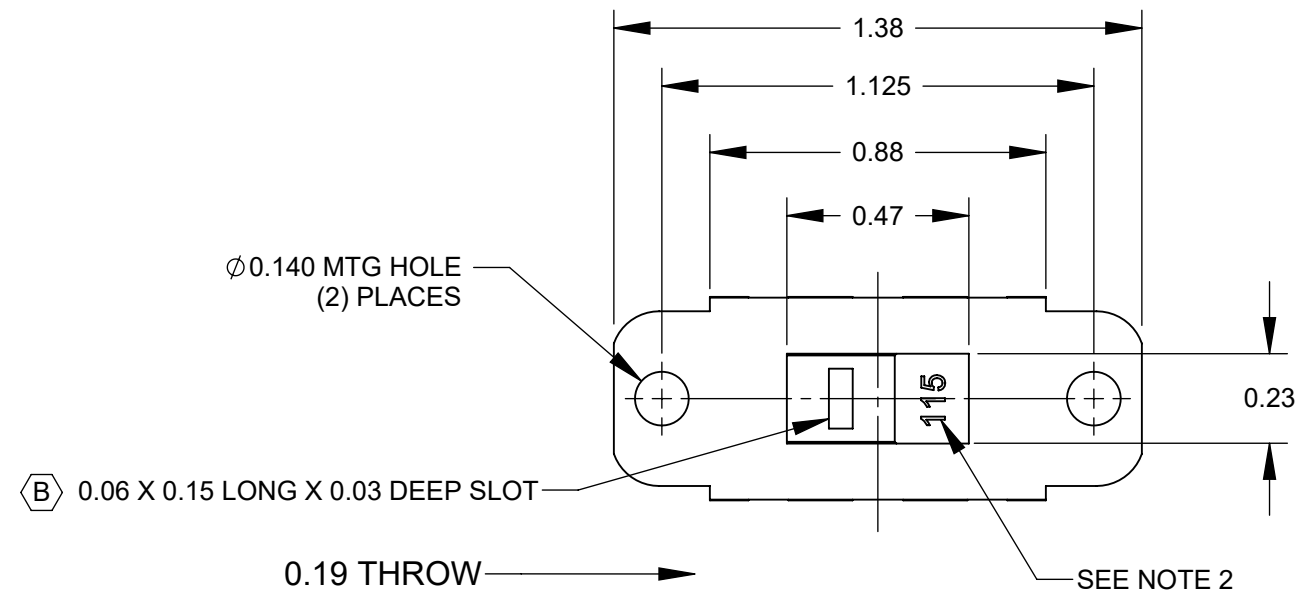


SCHEMATIC
DOUBLE POLE DOUBLE THROW

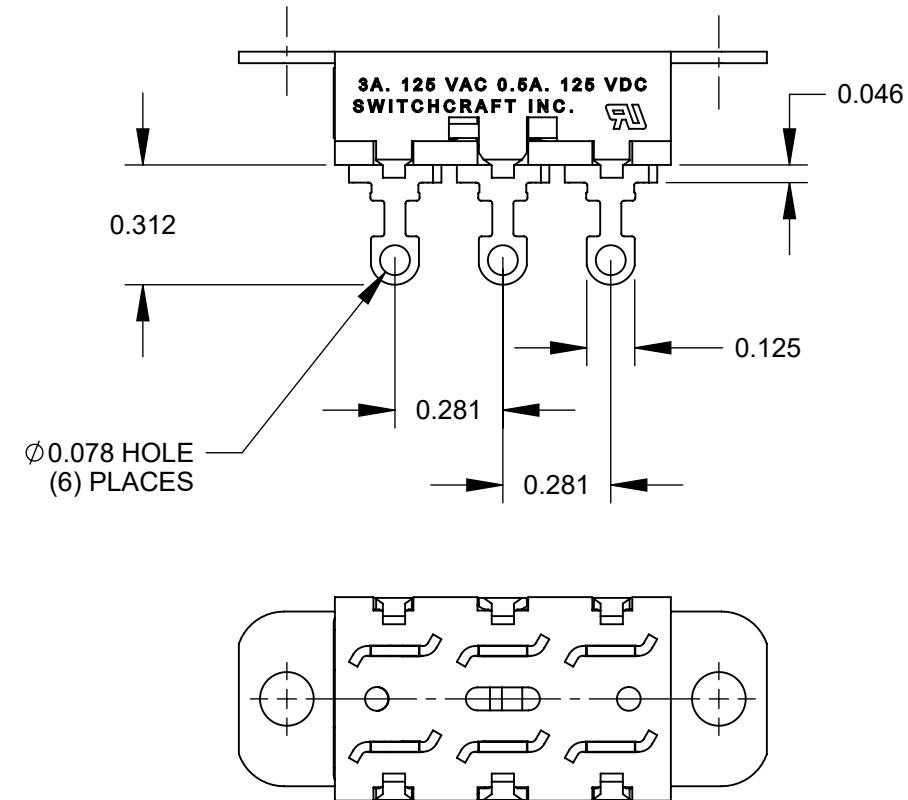
46206LFRX



JUMPER

SCHEMATIC
DOUBLE POLE DOUBLE THROW
WITH JUMPER

46256LFRX



**46206LFRX
SHOWN**

NOTES:

1. ALL DIMENSIONS REFERENCE UNLESS OTHERWISE SPECIFIED.
2. NUMBERS HOT STAMPED IN WHITE. 230 VISIBLE IN OTHER DIRECTION
3. MATERIALS:
HOUSING - STEEL, ZINC PLATED
BUTTON - THERMOPLASTIC, BLACK
TERMINALS & CONTACT SLIDER - BRASS, SILVER PLATED
TERMINAL BOARD - PHENOLIC
4. SWITCH RATING:
3 AMP, 125 V.A.C., 0.5 AMP, 125 V.D.C.
5. THIS PRODUCT IS RoHS COMPLIANT.

CUSTOMER DRAWING

					THIS DRAWING DESCRIBES A DESIGN CONSIDERED PROPRIETARY IN NATURE, DEVELOPED AND MANUFACTURED BY SWITCHCRAFT INC. AND IS RELEASED ON A CONFIDENTIAL BASIS FOR IDENTIFICATION PURPOSES ONLY.						
					UNLESS OTHERWISE SPECIFIED	SIZE	WIDTH	MULT	LBS/M	TEMPER	
					1. ALL DIMENSIONS IN INCHES	FINISH				MATERIAL	
					- TWO PLACE DECIMALS ±0.02	SPEC No.				SPEC No.	
					- THREE PLACE DECIMALS ±0.005	FIRST USED ON		SCALE		Switchcraft [®]	
						2:1					
B	28525	8/2/22	TJK	TJK	DATE DRAWN	BY	CHKD	APVD	SHEET 1 OF 1		
A	26008	8/5/06	RS	TJK	2/19/09	RS	RS	TJK	PART No.		
REV	ECO NUMBER	DATE	BY	APVD	NAME 115 - 230 POWER SELECTION SLIDE SWITCH, RoHS				46200LFRX SERIES		
REVISIONS					DO NOT SCALE DRAWING					REV B	

SolidWorks CAD File **B**