

Base strip - MDSTBV 2,5/ 9-G - 1846001

Please be informed that the data shown in this PDF Document is generated from our Online Catalog. Please find the complete data in the user's documentation. Our General Terms of Use for Downloads are valid (<http://phoenixcontact.com/download>)



Header, Nominal current: 10 A, Rated voltage (III/2): 320 V, Number of positions: 9, Pitch: 5 mm, Color: green, Contact surface: Tin, Assembly: Soldering, Can be aligned! Mounting flange: Order No. 1836477, 1836480. In combination with MVSTB or FKCV plug components, both an MVSTBW (or FKCVW) and an MVSTBR plug (or FKCVR) must be used. Combination with TMSTBP plug components is not possible!

The figure shows a 10-pos. version with 20 contacts

Product Features

- Double-level header with offset levels
- Plug-in direction vertical to the PCB
- High contact density
- Improved view and access to lower level



Key commercial data

Packing unit	1 pc
Weight per Piece (excluding packing)	15.13 GRM
Custom tariff number	85366990
Country of origin	Germany

Technical data

Dimensions

Length	28.5 mm
Pitch	5 mm
Dimension a	40 mm
Pin dimensions	1 x 1 mm
Hole diameter	1.4 mm

General

Range of articles	MDSTBV 2,5/..-G
Insulating material group	IIIa
Rated surge voltage (III/3)	4 kV

Base strip - MDSTBV 2,5/ 9-G - 1846001

Technical data

General

Rated surge voltage (III/2)	4 kV
Rated surge voltage (II/2)	4 kV
Rated voltage (III/3)	250 V
Rated voltage (III/2)	320 V
Rated voltage (II/2)	400 V
Connection in acc. with standard	EN-VDE
Nominal current I _N	10 A
Maximum load current	10 A
Insulating material	PBT
Inflammability class according to UL 94	V0
Color	green
Number of positions	9

Classifications

eCl@ss

eCl@ss 4.0	272607xx
eCl@ss 4.1	27260701
eCl@ss 5.0	27260701
eCl@ss 5.1	27260701
eCl@ss 6.0	27260704
eCl@ss 7.0	27440402
eCl@ss 8.0	27440402

ETIM

ETIM 3.0	EC001121
ETIM 4.0	EC002637
ETIM 5.0	EC002637

UNSPSC

UNSPSC 6.01	30211810
UNSPSC 7.0901	39121409
UNSPSC 11	39121409
UNSPSC 12.01	39121409
UNSPSC 13.2	39121409

Base strip - MDSTBV 2,5/ 9-G - 1846001

Approvals

Approvals


Approvals


CSA / UL Recognized / VDE Gutachten mit Fertigungsüberwachung / cUL Recognized / GOST / IECCEB Scheme / GOST / CCA / cULus Recognized


Ex Approvals

Approvals submitted

Approval details

CSA 		
	B	D
Nominal current IN	12 A	12 A
Nominal voltage UN	300 V	300 V

UL Recognized 		
	B	D
Nominal current IN	12 A	10 A
Nominal voltage UN	300 V	300 V

VDE Gutachten mit Fertigungsüberwachung 	
Nominal current IN	10 A
Nominal voltage UN	250 V

Base strip - MDSTBV 2,5/ 9-G - 1846001

Approvals

cUL Recognized		
	B	D
Nominal current I _N	12 A	10 A
Nominal voltage U _N	300 V	300 V

GOST	
------	--

IECEE CB Scheme	
Nominal current I _N	10 A
Nominal voltage U _N	250 V

GOST	
------	--

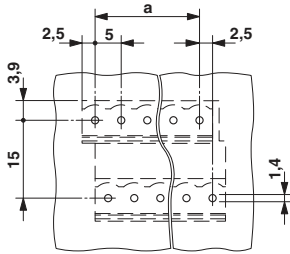
CCA	
Nominal current I _N	10 A
Nominal voltage U _N	250 V

cULus Recognized	
------------------	--

Drawings

Base strip - MDSTBV 2,5/ 9-G - 1846001

Drilling diagram



Dimensioned drawing

