THIS DRAWING IS UNPUBLISHED. RELEASED FOR PUBLICATION 20
(C) COPYRIGHT 20 BY TYCO ELECTRONICS CORPORATION. ALL RIGHTS RESERVED.

LOC	SHEET
1K	2

REVISIONS

P	LTR	DESCRIPTION	DATE	DWN	APVD
	B1	ESE0-0070-03	01-Oct-03	JG	JG
	C	ESE0-0110-03	30-Nov-03	JG	JG
	D	ESE0-0122-03	17-Nov-03	JG	AP
	E	ESE0-0048-04	23-Mar-04	JG	JG

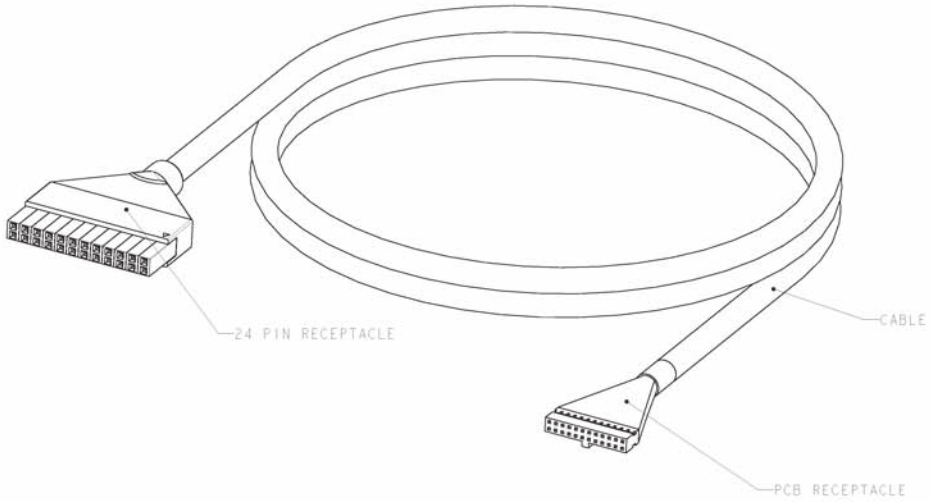

⚠ CABLE ASSEMBLY SHALL BE WIRED PER WIRING DIAGRAM.

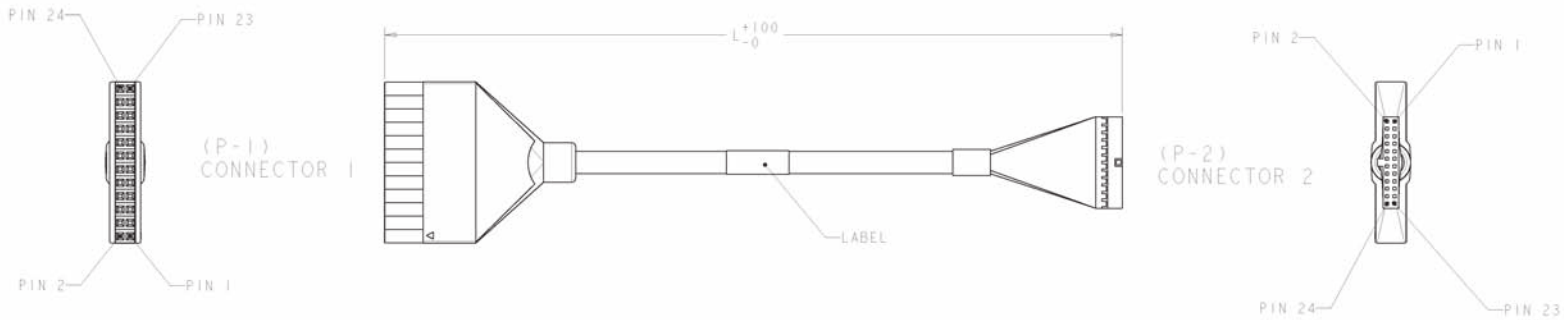

WIRING DIAGRAM ⚠

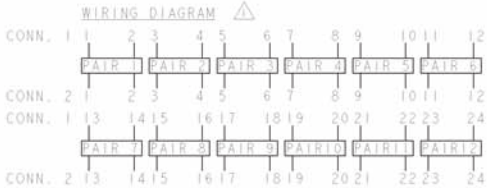

METER	L	PART NO.
15	15000.0	1-1435337-5
10	10000.0	1-1435337-0
5	5000.0 [196.85]	1435337-5
3	3000.0 [118.11]	1435337-3
2	2000.0 [78.74]	1435337-2
1	1000.0 [39.37]	143537-1

THIS DRAWING IS UNPUBLISHED. RELEASED FOR PUBLICATION. COPYRIGHT 20 BY TYCO ELECTRONICS CORPORATION. ALL RIGHTS RESERVED.

DIMENSIONS: mm [INCH]
TOLERANCES UNLESS OTHERWISE SPECIFIED: 0 PLC ±; 1 PLC ±; 2 PLC ±; 3 PLC ±; 4 PLC ±; ANGLES ±
MATERIAL: -
FINISH: -

DWN: T. PITTS 25JUL02
CHK: L. SMITH 25JUL02
APVD: P. PERE 25JUL02
PRODUCT SPEC: -
APPLICATION SPEC: -
WEIGHT: -
CUSTOMER DRAWING:

tyco Electronics
Tyco Electronics AMP Espana S.A.
Barcelona, Spain

NAME: AMPTRAC I/O CABLE TO PCB LSZH

SIZE: A1 | CAGE CODE: 00779 | DRAWING NO: C-1435337 | RESTRICTED TO: -

SCALE: NTS | SHEET 1 OF 1 | REV: E

AMP 8645 REV 5/MAR/2000
Pro/ENGINEER DRAWING