

For:joe

Printed on:Fri, Aug 27, 1999 08:37:45

Document:mc74f640rev5ltb

Last saved on:Wed, Aug 25, 1999 12:45:29

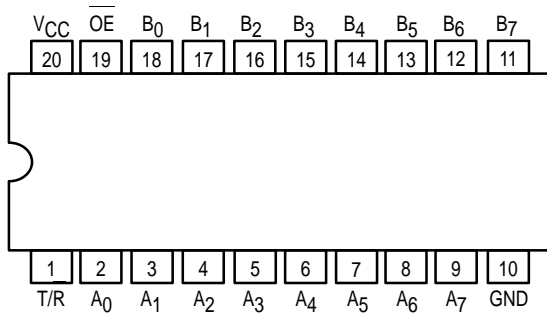


OCTAL BUS TRANSCEIVER, INVERTING WITH 3-STATE OUTPUTS

The MC74F640 is an octal transceiver featuring inverting 3-state bus compatible outputs in both transmit and receive directions. The B port outputs are capable of sinking 64 mA and sourcing 15 mA, providing very good capacitive drive characteristics. The device features an Output Enable (OE) input for easy cascading and Transmit/Receive (T/R) input for direction control. The 3-state outputs, B₀–B₇, have been designed to prevent output bus loading if the power is removed from the device.

- High-Impedance NPN Base Inputs for Reduced Loading (70 μA in High and Low States)
- Ideal for Applications which Require High-Output Drive and Minimal Bus Loading
- Inverting Version of F245
- Octal Bidirectional Bus Interface
- 3-State Buffer Outputs Sink 64 mA and Source 15 mA
- ESD Sensitive — 4000 V HBM

PIN ASSIGNMENT



FUNCTION TABLE

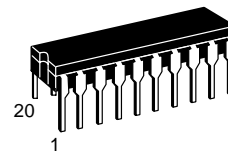
Inputs		Outputs
OE	T/R	
L	L	Bus B data to Bus A
L	H	Bus A data to Bus B
H	X	Z

H = High Voltage Level
L = Low Voltage Level
X = Don't Care
Z = High Impedance "Off" State

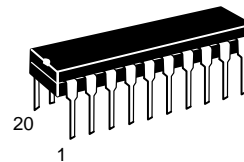
MC74F640

OCTAL BUS TRANSCEIVER, INVERTING WITH 3-STATE OUTPUTS

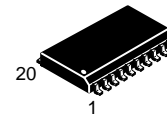
FAST™ SCHOTTKY TTL



J SUFFIX
CERAMIC
CASE 732-03



N SUFFIX
PLASTIC
CASE 738-03

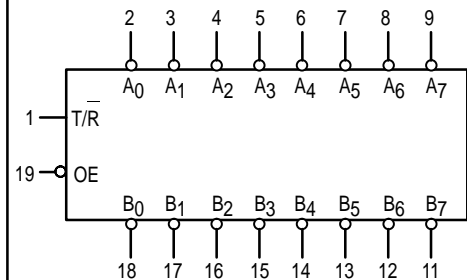


DW SUFFIX
SOIC
CASE 751D-03

ORDERING INFORMATION

MC74FXXXJ Ceramic
MC74FXXXN Plastic
MC74FXXXDW SOIC

LOGIC SYMBOL



LIFETIME BUY

LAST SHIP 30/09/99
LAST ORDER 31/03/99

MC74F640

GUARANTEED OPERATING RANGES

Symbol	Parameter		Min	Typ	Max	Unit	
V _{CC}	DC Supply Voltage		74	4.5	5.0	5.5	V
T _A	Operating Ambient Temperature Range		74	0	25	70	°C
I _{OH}	Output Current — High	A _n Outputs	74			-3.0	mA
I _{OH}	Output Current — High	B _n Outputs	74			-15	mA
I _{OL}	Output Current — Low	A _n Outputs	74			24	mA
I _{OL}	Output Current — Low	B _n Outputs	74			64	mA

DC CHARACTERISTICS OVER OPERATING TEMPERATURE RANGE (unless otherwise specified)

Symbol	Parameter		Limits			Unit	Test Conditions ¹		
			Min	Typ	Max				
V _{IH}	Input HIGH Voltage		2.0			V	Guaranteed as a HIGH Signal		
V _{IL}	Input LOW Voltage				0.8	V	Guaranteed as a LOW Signal		
V _{IK}	Input Clamp Diode Voltage				-1.2	V	V _{CC} = MIN, I _{IN} = -18 mA		
V _{OH}	Output HIGH Voltage	A _n	74	2.4	3.3		V	I _{OH} = -3.0 mA	V _{CC} = 4.5 V
			74	2.7	3.3		V	I _{OH} = -3.0 mA	V _{CC} = 4.75 V
		B _n	74	2.4	3.4		V	I _{OH} = -3.0 mA	V _{CC} = 4.5 V
			74	2.7	3.4		V	I _{OH} = -3.0 mA	V _{CC} = 4.75 V
			74	2.0			V	I _{OH} = -15 mA	V _{CC} = 4.5 V
V _{OL}	Output LOW Voltage	A _n	74		0.35	0.5	V	I _{OL} = 24 mA	V _{CC} = MIN
V _{OL}	Output LOW Voltage	B _n	74			0.55	V	I _{OL} = 64 mA	V _{CC} = MIN
I _{OZH} + I _{IH}	Output Off Current HIGH				70	μA	V _{CC} = MAX, V _{OUT} = 2.7 V		
I _{OZL} + I _{IL}	Output Off Current LOW				-70	μA	V _{CC} = MAX, V _{OUT} = 0.5 V		
I _{IH}	Input HIGH Current	OE, T/R				40	μA	V _{CC} = MAX, V _{IN} = 2.7 V	
		OE, T/R				100	μA	V _{CC} = 0 V, V _{IN} = 7.0 V	
		Others				1.0	mA	V _{CC} = MAX, V _{IN} = 5.5 V	
I _{IL}	Input LOW Current	OE, T/R				-40	μA	V _{CC} = MAX, V _{IN} = 0.5 V	
I _{OS}	Output Short Circuit Current ²	A ₀ -A ₇		-60		-150	mA	V _{CC} = MAX, V _{OUT} = GND	
		B ₀ -B ₇		-100		-225			
I _{CC}	Power Supply Current	I _{CCH}				85	mA	V _{out} = HIGH	V _{CC} = MAX
		I _{CCL}				120		V _{out} = LOW	
		I _{CCZ}				100		OE = 4.5 V V _{out} = HIGH Z	

NOTES:

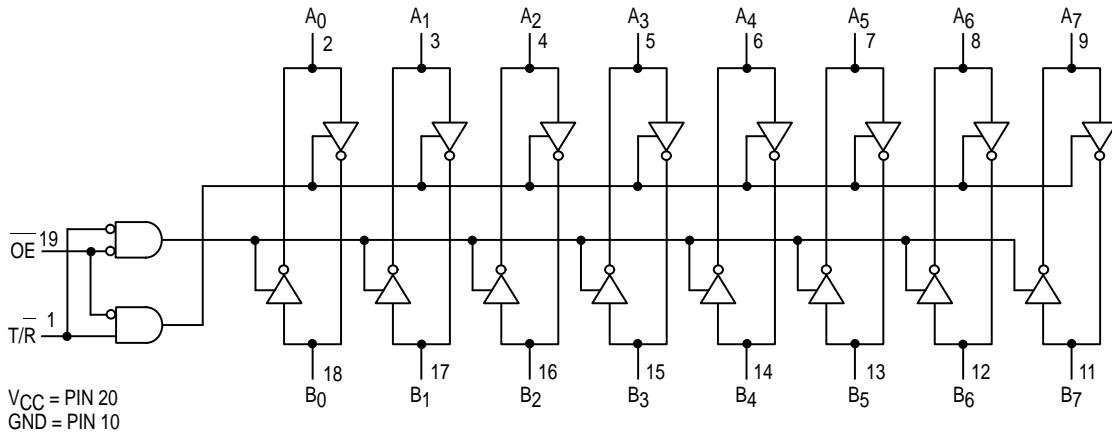
1. For conditions shown as MIN or MAX, use the appropriate value specified under recommended operating conditions for the applicable device type.
2. Not more than one output should be shorted at a time, nor for more than 1 second.

LIFETIME BUY

LAST SHIP 30/09/99 LAST ORDER 31/03/99

MC74F640

LOGIC DIAGRAM



AC ELECTRICAL CHARACTERISTICS

Symbol	Parameter	74F			74F			Unit
		TA = +25°C VCC = +5.0 V CL = 50 pF RL = 500 Ω			TA = 0°C to +70°C VCC = +5.0 V ±10% CL = 50 pF RL = 500 Ω			
		Min	Typ	Max	Min	Typ	Max	
tPLH tPHL	Propagation Delay An to Bn, Bn to An	2.0 1.0		7.0 5.0	2.0 1.0		8.0 5.5	ns
tPZH tPZL	Output Enable Time to High or Low Level	3.5 6.0		11 11	3.5 6.0		13 12	ns
tPHZ tPLZ	Output Disable Time to High or Low Level	1.5 1.0		8.0 7.0	1.5 1.0		9.0 7.5	ns


LIFETIME BUY

LAST SHIP 30/09/99
LAST ORDER 31/03/99

LIFETIME BUY

LAST ORDER 31/03/99 LAST SHIP 30/09/99

Mfax is a trademark of Motorola, Inc.

Motorola reserves the right to make changes without further notice to any products herein. Motorola makes no warranty, representation or guarantee regarding the suitability of its products for any particular purpose, nor does Motorola assume any liability arising out of the application or use of any product or circuit, and specifically disclaims any and all liability, including without limitation consequential or incidental damages. "Typical" parameters which may be provided in Motorola data sheets and/or specifications can and do vary in different applications and actual performance may vary over time. All operating parameters, including "Typicals" must be validated for each customer application by customer's technical experts. Motorola does not convey any license under its patent rights nor the rights of others. Motorola products are not designed, intended, or authorized for use as components in systems intended for surgical implant into the body, or other applications intended to support or sustain life, or for any other application in which the failure of the Motorola product could create a situation where personal injury or death may occur. Should Buyer purchase or use Motorola products for any such unintended or unauthorized application, Buyer shall indemnify and hold Motorola and its officers, employees, subsidiaries, affiliates, and distributors harmless against all claims, costs, damages, and expenses, and reasonable attorney fees arising out of, directly or indirectly, any claim of personal injury or death associated with such unintended or unauthorized use, even if such claim alleges that Motorola was negligent regarding the design or manufacture of the part. Motorola and  are registered trademarks of Motorola, Inc. Motorola, Inc. is an Equal Opportunity/Affirmative Action Employer.

How to reach us:

USA/EUROPE/Locations Not Listed: Motorola Literature Distribution; P.O. Box 5405, Denver, Colorado 80217.
1-303-675-2140 or 1-800-441-2447

JAPAN: Motorola Japan Ltd.; SPS, Technical Information Center, 3-20-1, Minami-Azabu. Minato-ku, Tokyo 106-8573 Japan.
81-3-3440-3569

ASIA/PACIFIC: Motorola Semiconductors H.K. Ltd.; Silicon Harbour Centre, 2 Dai King Street, Tai Po Industrial Estate, Tai Po, N.T., Hong Kong. 852-26668334

Customer Focus Center: 1-800-521-6274

Mfax™: RMFAX0@email.sps.mot.com – TOUCHTONE 1-602-244-6609
Motorola Fax Back System – US & Canada ONLY 1-800-774-1848
– <http://sps.motorola.com/mfax/>

HOME PAGE: <http://motorola.com/sps/>



MOTOROLA

