

2132781-3 ✓ ACTIVE

Economy Power II


TE Internal #: 2132781-3

Rectangular Power Connectors, Housing, Receptacle, Wire-to-Board, 3 Position, 3.96 mm [.156 in] Centerline, Wire & Cable, UL 94V-0, Economy Power II

[View on TE.com >](#)



Connectors > Power Connectors > Rectangular Power > Rectangular Power Connectors



Rectangular Power Connector Type: **Housing**

Connector & Housing Type: **Receptacle**

Connector System: **Wire-to-Board**

Number of Positions: **3**

Centerline (Pitch): **3.96 mm [.156 in]**

Features

Product Type Features

| | |
|-----------------------------------|---------------|
| Rectangular Power Connector Type | Housing |
| Connector & Housing Type | Receptacle |
| Connector System | Wire-to-Board |
| Sealable | No |
| Connector & Contact Terminates To | Wire & Cable |

Configuration Features

| | |
|---------------------|---|
| Number of Positions | 3 |
| Number of Rows | 1 |

Electrical Characteristics

| | |
|-------------------|---------|
| Operating Voltage | 600 VAC |
|-------------------|---------|

Contact Features

| | |
|----------------------------------|-----------------|
| Contact Layout | Inline |
| Contact Base Material | Phosphor Bronze |
| Contact Retention Within Housing | Without |



| | |
|--------------|------------|
| Contact Type | Receptacle |
|--------------|------------|

Termination Features

| | |
|------------------------------------|-------|
| Termination Method to Wire & Cable | Crimp |
|------------------------------------|-------|

Mechanical Attachment

| | |
|---------------|---------|
| Strain Relief | Without |
|---------------|---------|

| | |
|------------------|------|
| Mating Retention | With |
|------------------|------|

| | |
|------------------|------|
| Mating Alignment | With |
|------------------|------|

| | |
|---------------------|---------|
| Panel Mount Feature | Without |
|---------------------|---------|

| | |
|---------------------|---------|
| PCB Mount Retention | Without |
|---------------------|---------|

| | |
|-----------------------|----------------------|
| Mating Retention Type | Latch, Locking Latch |
|-----------------------|----------------------|

| | |
|-------------------------|----------------------------|
| Connector Mounting Type | Cable Mount (Free-Hanging) |
|-------------------------|----------------------------|

Housing Features

| | |
|--------------------|-------------------|
| Centerline (Pitch) | 3.96 mm [.156 in] |
|--------------------|-------------------|

| | |
|---------------|---------|
| Housing Color | Natural |
|---------------|---------|

| | |
|------------------|-------|
| Housing Material | Nylon |
|------------------|-------|

Dimensions

| | |
|------------------|-----------------|
| Connector Height | 11 mm [.433 in] |
|------------------|-----------------|

| | |
|---------------|-------------------|
| Product Width | 13.3 mm [.524 in] |
|---------------|-------------------|

| | |
|----------------|-------------------|
| Product Length | 13.3 mm [.523 in] |
|----------------|-------------------|

| | |
|--------------------------------------|-----------------------------|
| Compatible Insulation Diameter Range | 1.7 – 3 mm [.067 – .118 in] |
|--------------------------------------|-----------------------------|

Usage Conditions

| | |
|-----------------------------|-----------------------------|
| Operating Temperature Range | -55 – 105 °C [-67 – 221 °F] |
|-----------------------------|-----------------------------|

Operation/Application

| | |
|---------------------|----------------|
| Circuit Application | Power & Signal |
|---------------------|----------------|

Industry Standards

| | |
|------------------------|----------|
| UL Flammability Rating | UL 94V-0 |
|------------------------|----------|

| | |
|------------------|-------------------------------|
| Glow Wire Rating | Standard Part - Not Glow Wire |
|------------------|-------------------------------|

Packaging Features

| | |
|--------------------|------|
| Packaging Quantity | 1000 |
|--------------------|------|

| | |
|------------------|-----|
| Packaging Method | Bag |
|------------------|-----|

Product Compliance

For compliance documentation, visit the product page on [TE.com](https://www.te.com)>

| | |
|---|---|
| EU RoHS Directive 2011/65/EU | Compliant |
| EU ELV Directive 2000/53/EC | Compliant |
| China RoHS 2 Directive MIIT Order No 32, 2016 | No Restricted Materials Above Threshold |
| EU REACH Regulation (EC) No. 1907/2006 | Current ECHA Candidate List: JUNE 2023 (235) Candidate List Declared Against: JUNE 2023 (235) Does not contain REACH SVHC |
| Halogen Content | Not Low Halogen - contains Br or Cl > 900 ppm. |
| Solder Process Capability | Not applicable for solder process capability |

Product Compliance Disclaimer

This information is provided based on reasonable inquiry of our suppliers and represents our current actual knowledge based on the information they provided. This information is subject to change. The part numbers that TE has identified as EU RoHS compliant have a maximum concentration of 0.1% by weight in homogenous materials for lead, hexavalent chromium, mercury, PBB, PBDE, DBP, BBP, DEHP, DIBP, and 0.01% for cadmium, or qualify for an exemption to these limits as defined in the Annexes of Directive 2011/65/EU (RoHS2). Finished electrical and electronic equipment products will be CE marked as required by Directive 2011/65/EU. Components may not be CE marked. Additionally, the part numbers that TE has identified as EU ELV compliant have a maximum concentration of 0.1% by weight in homogenous materials for lead, hexavalent chromium, and mercury, and 0.01% for cadmium, or qualify for an exemption to these limits as defined in the Annexes of Directive 2000/53/EC (ELV). Regarding the REACH Regulation, the information TE provides on SVHC in articles for this part number is based on the latest European Chemicals Agency (ECHA) 'Guidance on requirements for substances in articles' posted at this URL: <https://echa.europa.eu/guidance-documents/guidance-on-reach>

Compatible Parts


| | | | |
|---|---|--|---|
|  <p>TE Part # 1744057-3 3.96 EP HDR ASSY 3P W/PEGS</p> |  <p>TE Part # 2110989-1 EP 2.5 RCPT CONTACT, 26-22 AWG</p> |  <p>TE Part # 1877285-3 03P EP SHRD HDR ASMY, WHITE</p> |  <p>TE Part # 1744427-3 EP Header Asy, Shrouded, 3 Pos, GW</p> |
|  <p>TE Part # 1744544-3 EP II TPA 03P, BLACK</p> |  <p>TE Part # 1744493-3 03P EP-II HOUSING, ORANGE</p> |  <p>TE Part # 1744495-5 05P EP-II HOUSING, GREEN</p> |  <p>TE Part # 2312042-5 EP II HSG, 5POS., GLOW WIRE</p> |




TE Part # 7-1123722-3
3.96 EP PLUG HSG 3P(NATURAL)



TE Part # 8-1123722-3
3.96 EP PLUG HSG 3P(NATURAL)




TE Part # 1-1744427-3
EP Header Assy,Shrouded,3 Pos, GW, no pin2


Also in the Series | Economy Power II




PCB Headers & Receptacles(2)



PCB Latches, Locks & Retainers(10)



Power Contacts(3)



Rectangular Power Connectors(22)

Customers Also Bought



TE Part #521597-2
ULTRA POD: Flag, Receptacle Assembly, Tin Plated, .187 inch



TE Part #2132781-8
08P EP-II HOUSING, NATURAL



TE Part #2132781-7
07P EP-II HOUSING, NATURAL



TE Part #2132781-2
02P EP-II HOUSING, NATURAL



TE Part #5-104477-7
100 SYSTEM 50 HDR DRRA SHRD SN



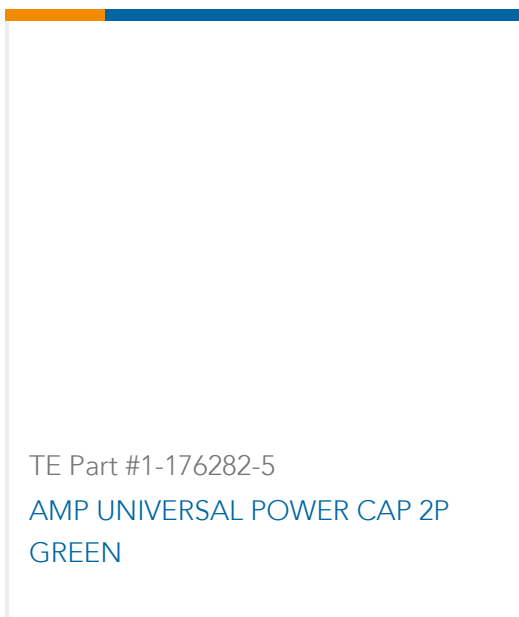
TE Part #4-2176307-0
RP 1E 0.1W 31K6 0.1% 25PPM 5K RL



TE Part #521586-2
ULTRA-POD 187 ASSY REC 18-16 AWG TPBR



TE Part #2029457-1
06P UMNL PLUG RED S-LATCH VO



TE Part #1-176282-5
AMP UNIVERSAL POWER CAP 2P GREEN



Documents

Product Drawings

03P EP-II HOUSING, NATURAL

English

CAD Files

3D PDF

3D

Customer View Model

[ENG_CVM_CVM_2132781-3_E.2d_dxf.zip](#)

English

Customer View Model

[ENG_CVM_CVM_2132781-3_E.3d_igs.zip](#)

English

Customer View Model

[ENG_CVM_CVM_2132781-3_E.3d_stp.zip](#)

English

By downloading the CAD file I accept and agree to the [Terms and Conditions](#) of use.

Datasheets & Catalog Pages

1-1773885-9 Economy Power Connectors

English

7-1773458-5_ECONOMY_POWER_QRG

English

7-1773461-5_EPII_CONNECTOR_TPA_DEVICE

English

Product Specifications

Application Specification

English

Product Environmental Compliance

MD_2132781-3_061320181026_dmtec

English

MD_2132781-3_061320181026_dmtec

English

Agency Approvals

UL Report

English