

F-22A

Electrical Specifications (@25C)

1. Maximum Power: 126.0 VA
2. Primary: 115V 50/60 Hz
3. Secondary: 6.3V @ 20.0 Amps
4. Voltage Regulation: 10 % TYP @ full load to no load
5. Temperature Rise: 35C TYP (45C MAX allowed)

Description:

The F-22A is part of a series which has a long history of reliable service in the field, made from a proven design and constructed with UL recognized materials.

Construction:

Wound on a single channel nylon bobbin. Materials are UL recognized, Class B (130° C) rated.

Safety:

These products are 100% hipot tested with an insulation of 2000V between primary and secondary windings as well as between the primary / secondary windings and the core.

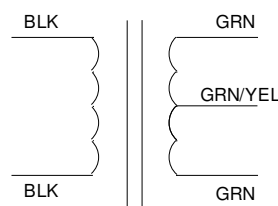
Dimensions: Units: In inches

A	B	C	D	E	F
3.875	3.281	4.125	2.50	3.00	2.00

Lead length: 10.0 inches \pm 1 inch

Weight: 7.0 lbs

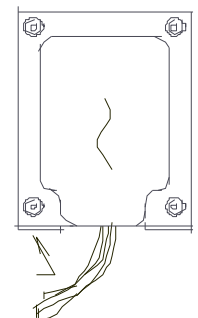
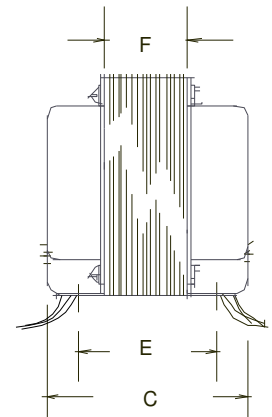
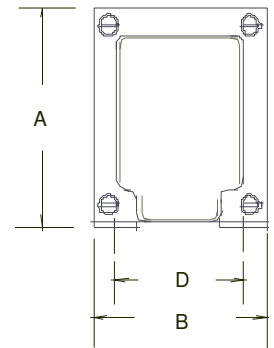
Schematic:



Primary: Black to Black
Secondary: Green to Green

RoHS Compliance: As of manufacturing date February 2016, all standard products meet the requirements of 2015/863/EU, known as the RoHS 3 initiative.

* Upon printing, this document is considered "uncontrolled". Please contact Triad Magnetics' website for the most current version.



MTG SLOTS
.203 X .375
REF