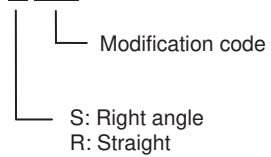
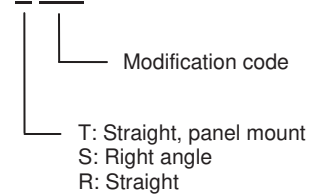


RF Coaxial Connectors


Receptacle: **SMA R 001 D00**



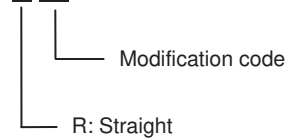
Receptacle: **N00 T 002 D00**



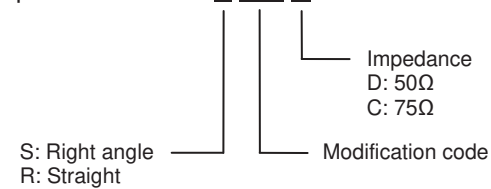
Receptacle: **SMB S 001 D00**








Receptacle: **CN50 R 01 D00**



Receptacle: **BNC S 007 C 00**



Series	SMA	SMB	CN50	N	BNC
Photo					
Characteristic Impedance	50Ω	50Ω	50Ω	50Ω	50Ω / 75Ω
Frequency Range	DC to 3GHz	DC to 3GHz	DC to 3GHz	DC to 3GHz	50: DC to 3GHz 75: DC to 1.5GHz
VSWR	1.2	1.2	1.2	1.2	1.2
DW Voltage	500VAC rms (1 min)	500VAC rms (1min)	500VAC rms (1min)	500VAC rms (1min)	500VAC rms (1min)
Contact Resistance	Center: 4mΩ Outer: 4mΩ	Center: 5mΩ Outer: 2.5mΩ	Center: 15mΩ Outer: 8mΩ	Center: 10mΩ Outer: 10mΩ	Center: 10mΩ Outer: 5mΩ
Insulation resistance	500MΩ min.	500MΩ min.	500MΩ min.	500MΩ min.	500MΩ min.
Operating Temperature	-40 ~ +85 °C	-40 ~ +85 °C	-40 ~ +85 °C	-40 ~ +85 °C	-40 ~ +85 °C
Coupling Style	Threaded	Push-pull	Push-pull	Threaded	Bayonet
Features	Compact and light weight with rugged construction.	Easy push pull mating.	Unique kink legs for board pre-fixture before soldering.	Environmental rugged construction for outdoor applications.	Two impedance options available.