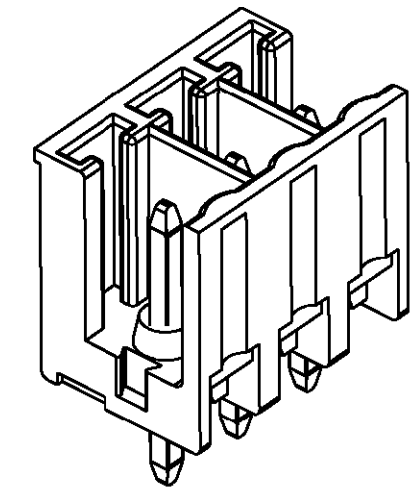
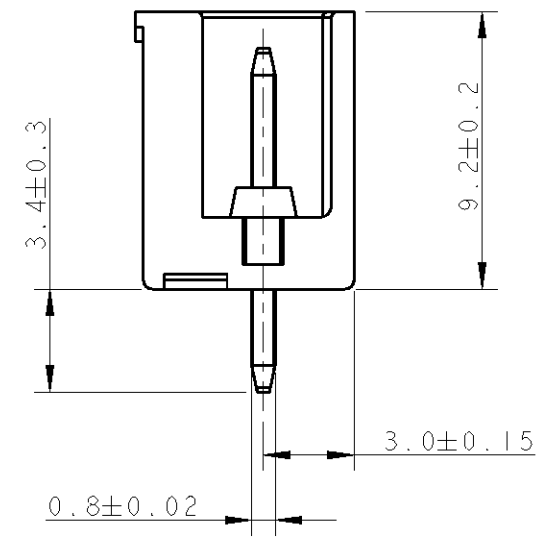
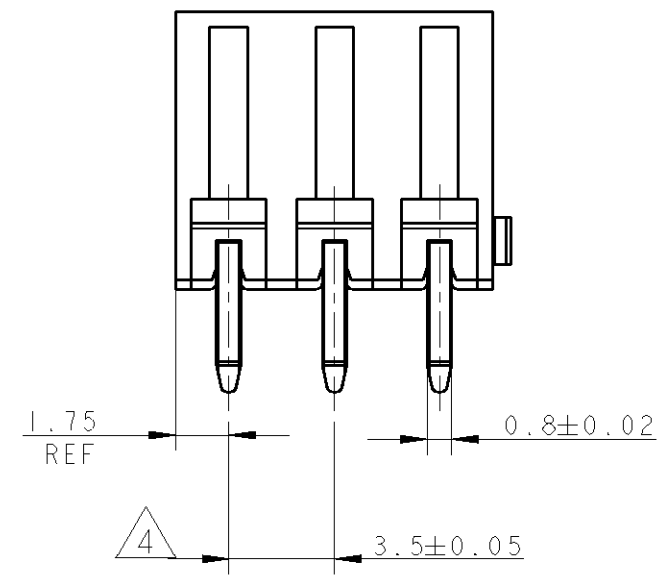


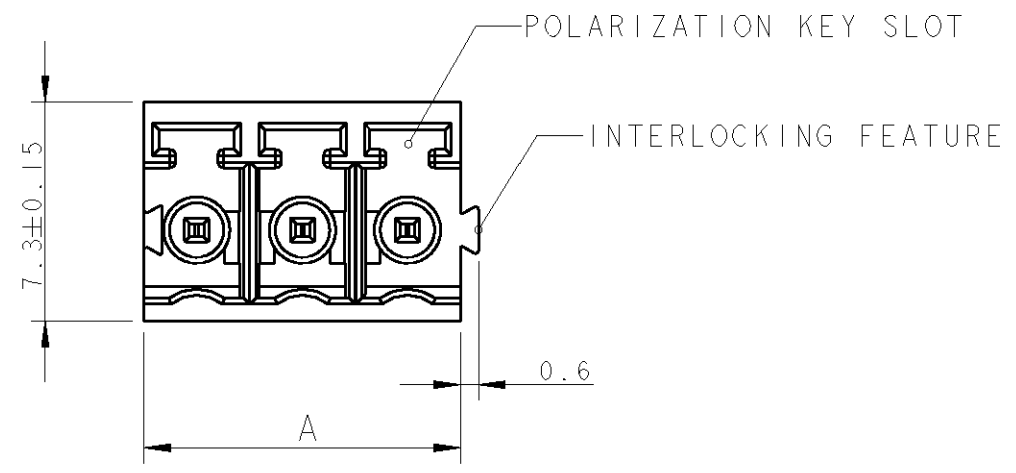
THIS DRAWING IS UNPUBLISHED. RELEASED FOR PUBLICATION 20
 © COPYRIGHT 20 BY TYCO ELECTRONICS CORPORATION. ALL RIGHTS RESERVED.

LOC	DIST	REVISIONS			
P	LTR	DESCRIPTION	DATE	DWN	APVD
FT	0	B	REVISED PER 0G3B-0119-01	06FEB2002	EZ DB



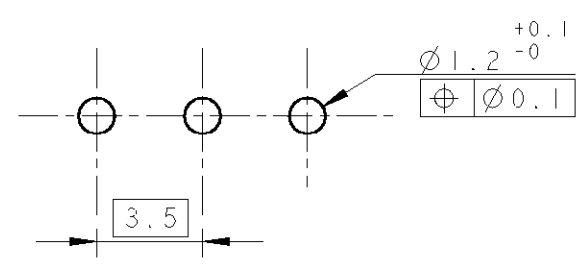
284515-3 AS SHOWN

DIM A	NO OF POS	PART NUMBER
87.5	25	2-284515-5
84.0	24	2-284515-4
80.5	23	2-284515-3
77.0	22	2-284515-2
73.5	21	2-284515-1
70.0	20	2-284515-0
66.5	19	1-284515-9
63.0	18	1-284515-8
59.5	17	1-284515-7
56.0	16	1-284515-6
52.5	15	1-284515-5
49.0	14	1-284515-4
45.5	13	1-284515-3
42.0	12	1-284515-2
38.5	11	1-284515-1
35.0	10	1-284515-0
31.5	9	284515-9
28.0	8	284515-8
24.5	7	284515-7
21.0	6	284515-6
17.5	5	284515-5
14.0	4	284515-4
10.5	3	284515-3
7.0	2	284515-2



- 1 MATERIALS AND FINISH
 HOUSING : PA 6.6, UL 94-V0, COLOR GREEN
 TERMINAL : PHOSPHOR BRONZE, TIN PLATED
- 2 END-TO-END STACKABLE W/INTERLOCK WITHOUT LOSS OF CENTERLINE SPACING
- 3 SUITABLE FOR 1.6-2.4 mm. PC BOARD THICKNESS
- 4 NOT CUMULATIVE TOLERANCE

RECOMMENDED PC BOARD LAYOUT



<small>THIS DRAWING IS A CONTROLLED DOCUMENT FOR TYCO ELECTRONICS CORPORATION IT IS SUBJECT TO CHANGE AND THE CONTROLLING ENGINEERING ORGANIZATION SHOULD BE CONTACTED FOR THE LATEST REVISION.</small>		DWN 06FEB2002 E. ZANOLINI CHK 06FEB2002 E. ZANOLINI APVD 06FEB2002 D. BIEVENOUR		BUCHANAN Tyco Electronics Harrisburg, PA 17105-3608	
DIMENSIONS: mm		TOLERANCES UNLESS OTHERWISE SPECIFIED: 0 PLC ±.3 1 PLC ±.3 2 PLC ±.25 3 PLC ±. 4 PLC ±. ANGLES ±2		NAME TERMINAL BLOCK, HEADER ASSEMBLY STRAIGHT, OPEN ENDS STACKING W/INTERLOCK, 3.5mm PITCH	
MATERIAL 1		FINISH 1		PRODUCT SPEC 108-20166 APPLICATION SPEC 114-20079 WEIGHT -	
CUSTOMER DRAWING				SIZE A3 CAGE CODE 00779 DRAWING NO C-284515 RESTRICTED TO -	
SCALE 4:1				SHEET 1 OF 1 REV B	