




1X2 Dual Port RJ45 Connector

AR12-3830I

- 10/100 Base-T for Ethernet Applications
- Impedance: 100OHMS
- RJ45 jack cavity conforms to FCC rules and regulations Part 68, SUB Part F
- Industrial Temp: -40°C to +85°C
- Available in other Circuit Designs
- Optional Gold Plating Thickness



Electrical Specifications @ 25°C

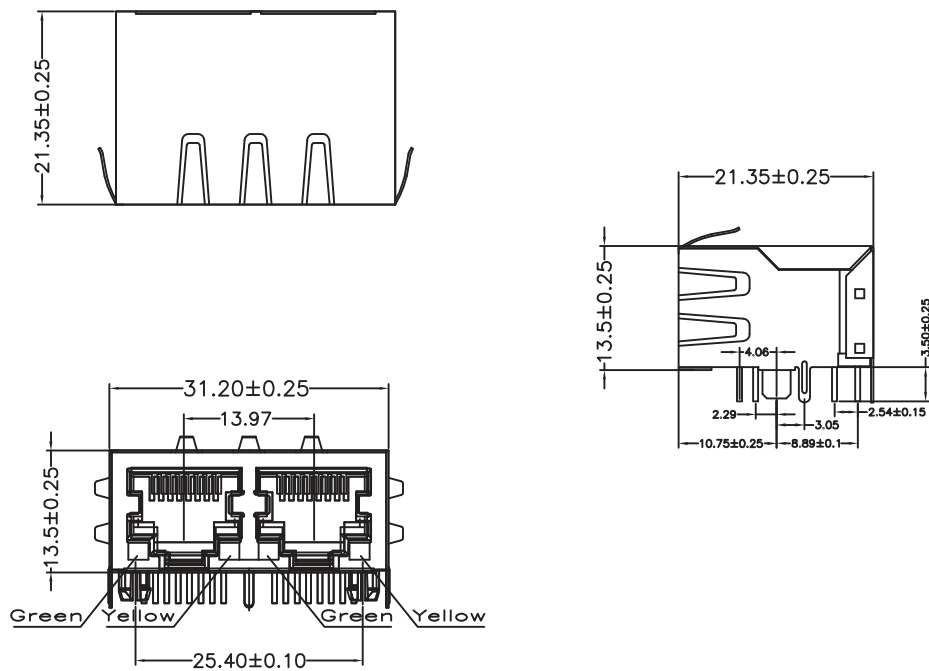
| Part Number | OCL(uH Min) @ 100kHz, 0.1V With 8mA DC Bias | Turns Ratio chip: cable (±2%) | Insertion Loss (dB Max) | Return Loss (dB Min) | | |
|-------------|---|-------------------------------------|----------------------------|-------------------------|--------------------|-----|
| | 1-100MHz | | 1-30MHz | 30-60MHz | 60-80MHz | |
| AR12-3830I | 350 | 1CT:1CT | -1.0 | -18 | -18-20Log(F/30MHz) | -12 |


Electrical Specifications @ 25°C

| Cross Talk (dB Min) | | | | | CMR (dB Min) | | | | | CDMR (dB Min) | | | | | HI-POT (Vrms) 0.5mA/2Sec. |
|------------------------|-------|-------|-------|--------|-----------------|-------|-------|-------|--------|------------------|-------|-------|-------|--------|---------------------------------|
| 0.5-1MHz | 10MHz | 30MHz | 50MHz | 100MHz | 0.3-1MHz | 10MHz | 30MHz | 60MHz | 100MHz | 0.3-1MHz | 10MHz | 30MHz | 60MHz | 100MHz | |
| -50 | -50 | -40 | -35 | -30 | -50 | -47 | -42 | -37 | -30 | -50 | -50 | -50 | -45 | -40 | 1500 |

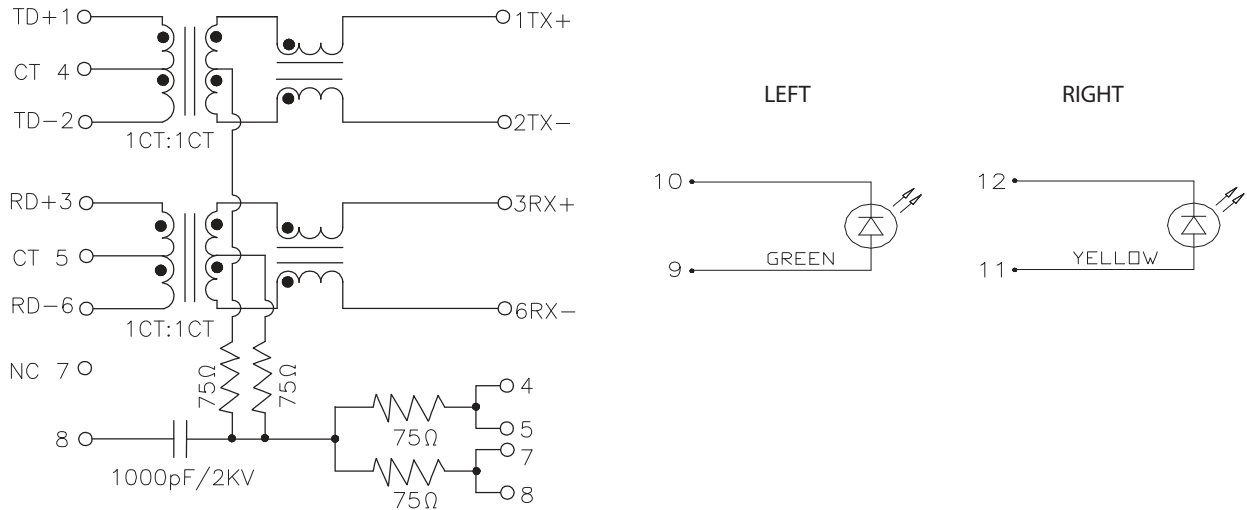
All specifications subject to change without notice.

MECHANICAL

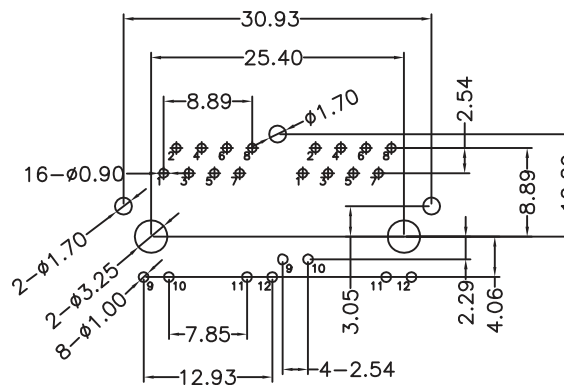




SCHEMATICS



PCB LAYOUT



NOTES

1. Shield- 0.25mm THICKNESS BRASS C2680 H.
PLATING NICKEL 20u" min
2. Housing- Standard Material Nylon66, 30% G.F, Glass filled
Polyester UL94V-0 Standard Color Black
3. RJ Terminal- Plastic: PBT 30%G.F, , UL94V-0, Standard
Color Black.
Pin: 0.35mm Thickness Phos-Bronze C5210 EH.
Plating: Nickel 40u"-60u" for all and Sn 100%, and
6u" Gold Plating.
4. Input Terminal: Plastic PBT 30%G.F, Glass Filled, UL94V-0,
Standard Color Black.
Pin: 0.35mm Thickness C2680
Plating: Nickel 40u"-60u" for all and Sn 100%.