

1744544-9 ✓ ACTIVE




## Economy Power II

TE Internal #: 1744544-9

PCB Latches, Locks & Retainers, TPA (Terminal Position Assurance),  
.156 in [3.96 mm] Centerline, -67 – 221 °F [-55 – 105 °C], Economy  
Power II

[View on TE.com >](#)

Connectors > PCB Connectors > PCB Connector Accessories > PCB Connector Hardware > PCB Latches, Locks & Retainers



Connector & Contact Retention Accessory Type: **TPA (Terminal Position Assurance)**

Centerline (Pitch): **3.96 mm [ .156 in ]**

Operating Temperature Range: **-55 – 105 °C [ -67 – 221 °F ]**

## Features

### Product Type Features

Connector & Contact Retention Accessory Type	TPA (Terminal Position Assurance)
--	-----------------------------------

### Body Features

Primary Product Color	Black
-----------------------	-------

### Housing Features

Centerline (Pitch)	3.96 mm [.156 in]
--------------------	-------------------

### Dimensions

Product Width	9.6 mm [.377 in]
---------------	------------------

Product Length	35.64 mm [1.4 in]
----------------	-------------------

Product Height	2.65 mm [.104 in]
----------------	-------------------

### Usage Conditions

Operating Temperature Range	-55 – 105 °C [-67 – 221 °F]
-----------------------------	-----------------------------

### Industry Standards

Glow Wire Rating	Standard Part - Not Glow Wire
------------------	-------------------------------

UL Flammability Rating	UL 94V-0
------------------------	----------

### Packaging Features



Packaging Quantity	300
Packaging Method	Bag

### Product Compliance

[For compliance documentation, visit the product page on TE.com>](#)

EU RoHS Directive 2011/65/EU	Compliant
EU ELV Directive 2000/53/EC	Compliant
China RoHS 2 Directive MIIT Order No 32, 2016	No Restricted Materials Above Threshold
EU REACH Regulation (EC) No. 1907/2006	Current ECHA Candidate List: JUNE 2023 (235) Candidate List Declared Against: JUNE 2023 (235) Does not contain REACH SVHC
Halogen Content	Not Low Halogen - contains Br or Cl > 900 ppm.
Solder Process Capability	Not applicable for solder process capability

#### Product Compliance Disclaimer

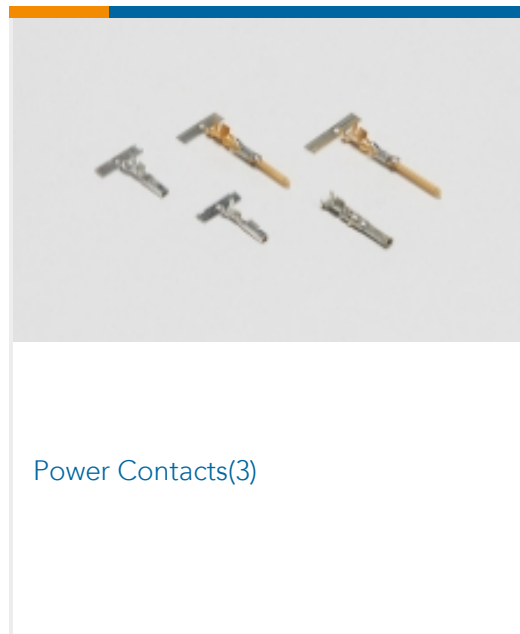

This information is provided based on reasonable inquiry of our suppliers and represents our current actual knowledge based on the information they provided. This information is subject to change. The part numbers that TE has identified as EU RoHS compliant have a maximum concentration of 0.1% by weight in homogenous materials for lead, hexavalent chromium, mercury, PBB, PBDE, DBP, BBP, DEHP, DIBP, and 0.01% for cadmium, or qualify for an exemption to these limits as defined in the Annexes of Directive 2011/65/EU (RoHS2). Finished electrical and electronic equipment products will be CE marked as required by Directive 2011/65/EU. Components may not be CE marked. Additionally, the part numbers that TE has identified as EU ELV compliant have a maximum concentration of 0.1% by weight in homogenous materials for lead, hexavalent chromium, and mercury, and 0.01% for cadmium, or qualify for an exemption to these limits as defined in the Annexes of Directive 2000/53/EC (ELV). Regarding the REACH Regulation, the information TE provides on SVHC in articles for this part number is based on the latest European Chemicals Agency (ECHA) 'Guidance on requirements for substances in articles' posted at this URL: <https://echa.europa.eu/guidance-documents/guidance-on-reach>

### Compatible Parts

 <p>TE Part # 1877285-9 09P EP SHRD HDR ASMY, WHITE</p>	 <p>TE Part # 2132781-9 09P EP-II HOUSING, NATURAL</p>	 <p>TE Part # 1744416-9 9 POS EP II HSG, GLOW WIRE</p>	 <p>TE Part # 1744429-9 3.96 EP HDR ASSY 9P W/PEGS, GW</p>
--	---	---	---



Also in the Series | Economy Power II



Customers Also Bought



## Documents

### Product Drawings

#### EP II TPA 09P, BLACK

English

---

### CAD Files

#### 3D PDF

3D

#### Customer View Model

##### ENG\_CVM\_CVM\_1744544-9\_A.2d\_dxf.zip

English

#### Customer View Model

##### ENG\_CVM\_CVM\_1744544-9\_A.3d\_igs.zip

English

#### Customer View Model

##### ENG\_CVM\_CVM\_1744544-9\_A.3d\_stp.zip

English

By downloading the CAD file I accept and agree to the [Terms and Conditions](#) of use.

---

### Datasheets & Catalog Pages

#### Economy Power II (EP II) Glow Wire test compliant connectors

English

#### 1-1773885-9 Economy Power Connectors

English

#### 7-1773458-5\_ECONOMY\_POWER\_QRG

English

---

### Product Specifications

#### Application Specification

English

#### Application Specification

English

---

### Product Environmental Compliance

#### MD\_1744544-9\_032220181022\_dmtec

English

#### MD\_1744544-9\_032220181022\_dmtec

English

---

### Agency Approvals

#### UL Report

English