

Recommended P.C.B Layout

Circuits	DIM.A	DIM.B	DIM.C	DIM.D
2	1.2(.047)	4.6(.181)	3.3(.130)	2.6(.102)
3	2.4(.034)	5.8(.228)	4.5(.177)	3.8(.150)
4	3.6(.142)	7.0(.276)	5.7(.224)	5.0(.197)
5	4.8(.189)	8.2(.323)	6.9(.271)	6.2(.244)
6	6.0(.236)	9.4(.370)	8.1(.319)	7.4(.291)
8	8.4(.331)	11.8(.465)	10.5(.413)	9.8(.386)
10	10.8(.425)	14.2(.559)	12.9(.507)	12.2(.480)

Material :

\* Base:

High Temperature Plastic UL 94V-0  
Black Color (Halogen-Free)



\* Contact : Copper Alloy

\* Tab : Brass, With Tin plated

Ordering Code:

CI63 \*\* M \* V R 0 -NH  
① ② ③ ④ ⑤ ⑥ ⑦ ⑧

① Series No.

② No. of Circuits:

③ M= SMT Type

④ Plating: 1= Matte Tin over 50μ" min. Nickel

2= Gold flash over 50μ" min. Nickel

3= 0.38μm(15μ") gold plated over  
1.27μm(50μ") Nickel

8= 0.25μm(10μ") gold plated over  
1.27μm(50μ") Nickel

W= 0.076μm(3μ") Min. Gold Plating on  
Contact area, Gold Flash Plating on  
Solderails, 1.27μm (50μ") Nickel  
underplating over all

⑤ Type: V= Vertical Type

⑥ Packing Options: R= Tape & Reel packing

⑦ Other Option: 0= Standard

⑧ -NH= For Lead Free IR Processes  
and Halogen-Free



Halogen-Free

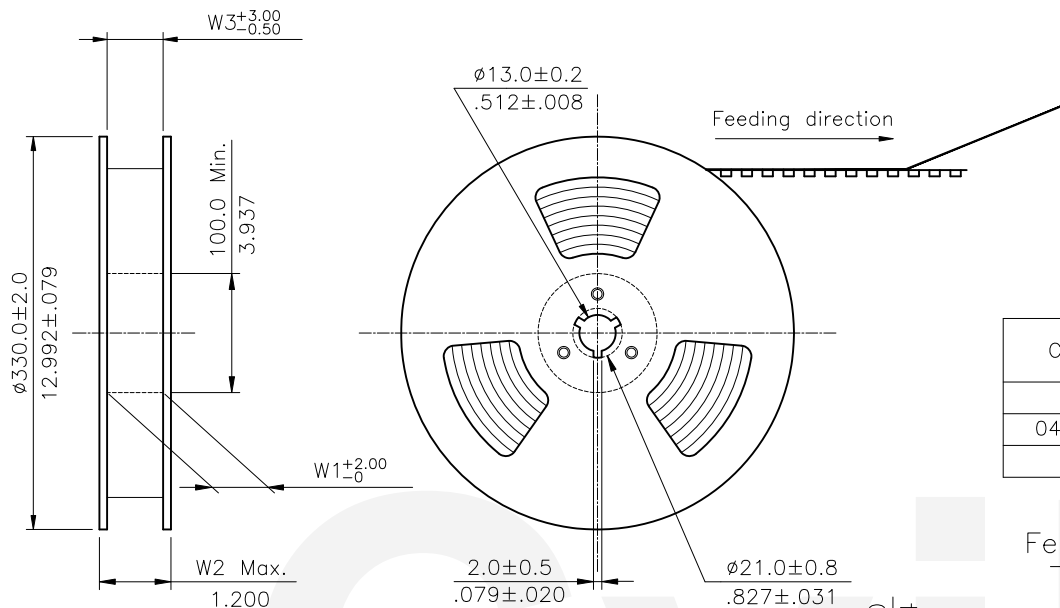
Lead Free Process

RoHS Compliant

SYM	NAME	DATE	REVISIONS	APPROVED BY:	Eisley	12/17-21'	UNIT: mm / inch	TITLE: 1.20mm Wire to Board CONNECTOR	MATERIAL:	FINISH:	DRAWING NO. CI6304SE	PART NO. CI63**M*VR0-NH	SCALE 6 / 1	SHEET 1 OF 2
⑤	Sun	12/14-21	ECRQ121022/ECNT121308				DATE							
④	Sun	7/4-19'	ECRQ119004/ECNT119163	DRAWN BY:	Sun	12/14-21'	UNIT: mm / inch	TITLE: 1.20mm Wire to Board CONNECTOR						
③	Sun	1/18-18'	ECNT118015	ENGINEER:	Sun	12/14-21'	TOLERANCE UNLESS OTHERWISE SPECIFIED							
②	Ken	9/08-16'	ECNT116205/ECRB116062	CHECKED BY:	Eisley	12/17-21'	.X ± 0.25/.010 X' ± r							
				APPROVED BY:	Eisley	12/17-21'	.XX ± 0.15/.006 X' ±							
							.XXX ± 0.10/.004 XX' ±							

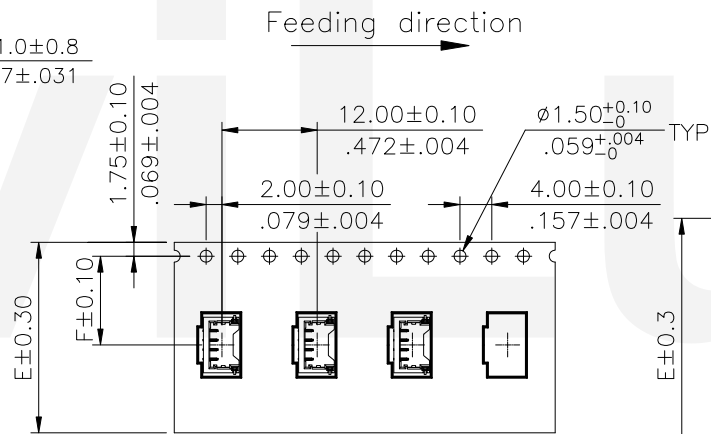
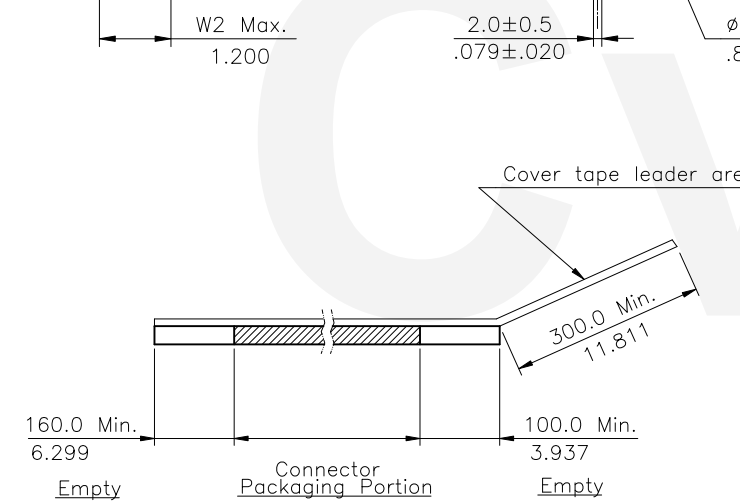


瀚荃股份有限公司  
CviLux Corporation

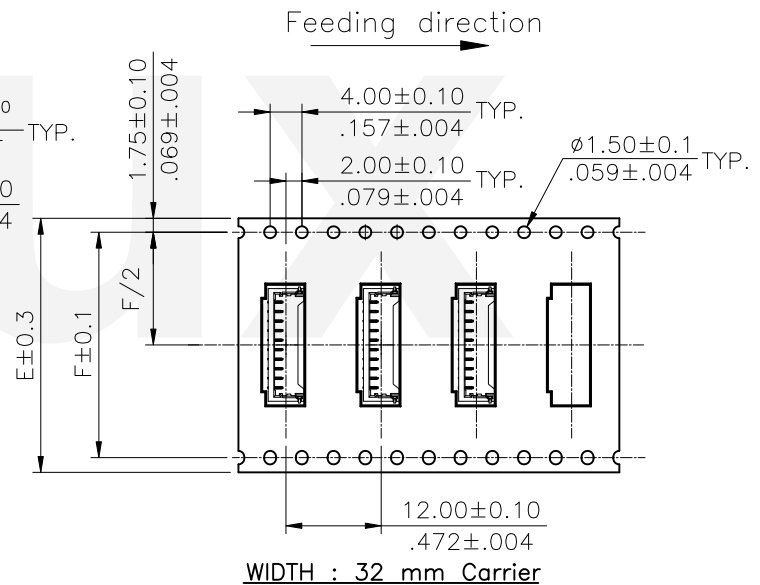


- NOTE :
- ⚠ \* Reel Material : HIPS
  - \* Carrier Material : Clear, Conductive Polystyrene Alloy
  - \* Cover Tape Material : Polyester
  - \* Cover Tape Peel Strength : 0.1N – 1.3N
  - \* Carrier camber is within 1mm in 100mm
  - \* All dimensions meet EIA-481-2 & EIA-481-3 requirements.
  - ⚠ \* Quantity : 2000 PCS/Reel

Circuits	Dimension					Packing (Reel/Carton)
	E	F	W1	W2	W3	
02	16.0(.630)	7.5(.295)	16.5(.650)	22.5(.886)	16.5(.650)	11
04~06,08	24.0(.945)	11.5(.453)	24.5(.965)	30.5(1.200)	24.5(.965)	9
10	32.0(1.260)	28.5(1.122)	32.5(1.280)	38.5(1.516)	32.5(1.280)	7



WIDTH : 16.24 mm Carrier



WIDTH : 32 mm Carrier

CVILUX  
 2021.12.23  
 ISSUED

RoHS Compliant

SYM	NAME	DATE	REVISIONS	APPROVED BY:	DATE	UNIT: mm / inch	TITLE: 1.20mm Wire to Board CONNECTOR	 瀚荃股份有限公司 CviLux Corporation
5	Sun	12/14-21	ECRQ121022/ECNT121308			DATE		
4	Sun	7/4-19'	ECRQ119004/ECNT119163	DRAWN BY:	Sun	12/14-21'	TOLERANCE UNLESS OTHERWISE SPECIFIED	
3	Sun	1/18-18'	ECNT118015	ENGINEER:	Sun	12/14-21'	.X ± 0.25/.010 X' ± r	
2	Ken	9/08-16'	ECNT116205/ECRB116062	CHECKED BY:	Eisley	12/17-21'	.XX ± 0.15/.006 X' ±	
				APPROVED BY:	Eisley	12/17-21'	.XXX ± 0.08/.003 XX' ±	
								DRAWING NO. <b>CI6304SE</b> PART NO. <b>CI63**M*VR0-NH</b>
								SCALE SHEET 2 OF 2