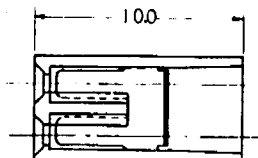
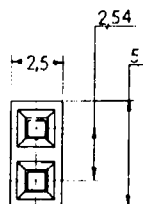
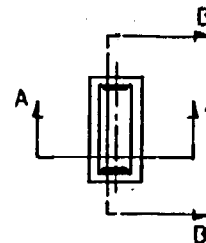


PRODUCT NO	FINISH ぬいこ
	SEE NOTE 注を参照
66971-102	PLATING A
66971-202	PLATING B

REVISIONS			
REV	DESCRIPTION	BY	DATE
0	REVISED	TR	1/2/87
A	REVISED	TR	1/2/87



SECTION B-B



SECTION A-A

NOTE:

- CONTACT WITHDRAWAL FORCE TO BE 30 GR. MIN. WHEN MATED WITH Q.61 SQ. STEEL GAGE PIN.
- MATING HEADER: Q.64 ± 0.3 SQ. OR ROUND PIN
- HOUSING MATL: 15% GLASS FIBER FILLED PBT RESIN RATED PER UL 94V0  
COLOR: BLUE
- CONTACT MATL: 0.2 THK. PHOSPHOR BRONZE  
PLATING A; CONTACT AREA 0.5 μm MIN GOLD OVER 1.3 μm NICKEL.  
PLATING B; CONTACT AREA 0.5 μm MIN GOLD OVER 1.3 μm NICKEL OTHER GOLD FLASH OVER 1.3 μm NICKEL.

注:

- コンタクト引抜き力は最小 30gr (Q.61角スチールゲージピン使用)
- 適合する相手ヘッダーは0.64 ± 0.03角又は丸ピン
- ハウジング材料: 15%ガラス繊維入りPBT樹脂 規格はUL 94-V0. 色調 - 青
- コンタクト材料: 0.02mm厚リン青銅。  
ぬいこ A; コンタクト接触部は1.3μmニッケルぬいこに最小0.5μmの金ぬいこ。他の部分に1.3μmニッケルぬいこ。  
ぬいこ B; コンタクト接触部は1.3μmニッケルぬいこに最小0.5μmの金ぬいこ。他の部分に1.3μmニッケルぬいこに全フッ素。

THIS INFORMATION IS CONFIDENTIAL AND IS DISCLOSED TO YOU ON CONDITION THAT NO FURTHER DISCLOSURE IS MADE BY YOU TO OTHER THAN BERG PERSONNEL WITHOUT WRITTEN AUTHORIZATION FROM BERG ELECTRONICS. DO NOT SCALE PRINT

CUSTOMER COPY FOR REFERENCE ONLY

DO NOT SCALE DRAWING		TOLERANCES UNLESS OTHERWISE NOTED	INCH	MM	DR	MATL	DATE
		LINEAR	0.001	0.05	TR	SEE NOTE	1/2/87
		RADII	0.001	0.05	CKD		1/2/87
		ANGLES			ENGR		1/2/87
THIRD ANGLE PROJECTION					APPD		
NEXT ASSY	USED ON	-INCH-					
APPLICATION		MM					

<b>BERG</b> ELECTRONICS		
TITLE 10MM H 2POS. JUMPER CONNECTOR		
SCALE	SIZE	DWG. NO.
5-1	B	66971
SHEET 1 OF 1		

NOTE: This print is the property of and embodies proprietary designs of Berg Electronics. No part of this design or information on this print may be used in any way without the written consent of Berg Electronics.