
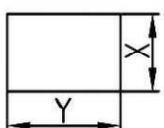
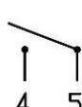
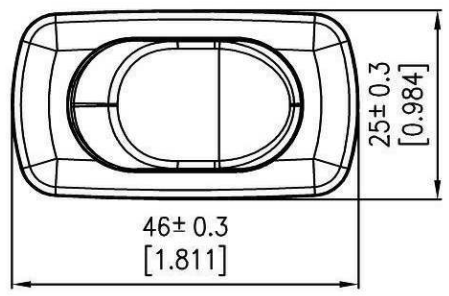
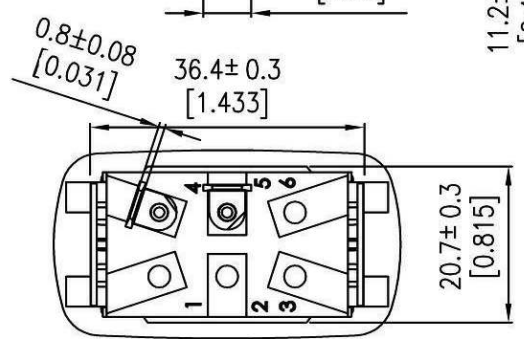
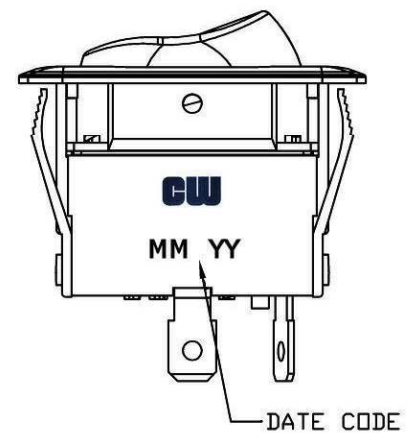
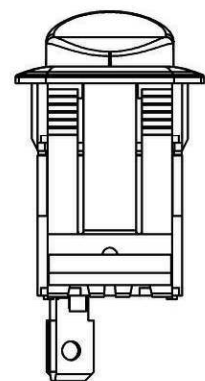
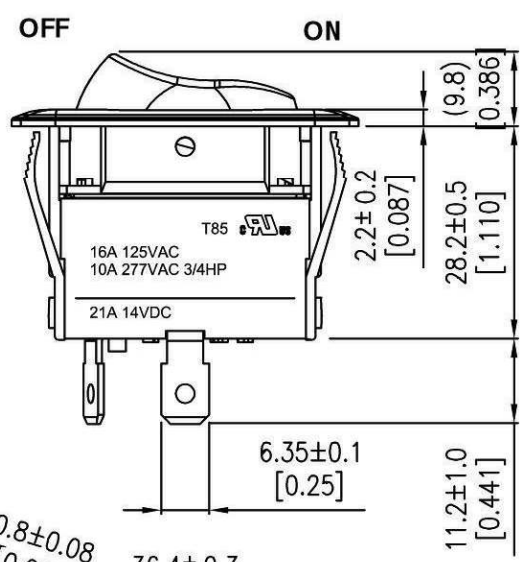


THIS INFORMATION IS CONFIDENTIAL AND PROPRIETARY TO CW INDUSTRIES INCORPORATED AND ITS AFFILIATES. IT MAY NOT BE DISCLOSED TO ANYONE, OTHER THAN CW INDUSTRIES PERSONNEL, WITHOUT WRITTEN AUTHORIZATION FROM CW INDUSTRIES INCORPORATED, SOUTHAMPTON, PENNSYLVANIA USA.

Rating	16A 125VAC		Mounting Hole		Circuit Diagram
	10A 277VAC 3/4HP				
	21A 14VDC				
Contact Resistance	50m ohm Max.				
Insulation Resistance	DC 500V 100M ohm Min.				
Dielectric Strength	AC 1500V 1 minute				
Switch Function	2P SPST ON-OFF		Thickness	X	Y
Operation Temperature	-20°C~85°C		0.75~1.25	21.2+0.1	36.6+0.1
			1.25~2	21.2+0.1	36.8+0.1
			2~3	21.2+0.1	37.0+0.1



Material:
 Frame: Black, Nylon#66
 Actuator: Black, Nylon#66
 Printed: None
 Water proof and dust proof to fit IP-56



RoHS Compliant

CW INDUSTRIES
 Southampton, Pa. 18966
 Tel 215.355.7080/www.cwind.com

Date Drawn: 1/15/10	Rev. 1	Unit: mm	Checked By: GG
Title: ROCKER SWITCH		CW P/N: GRB263A0BBNN	