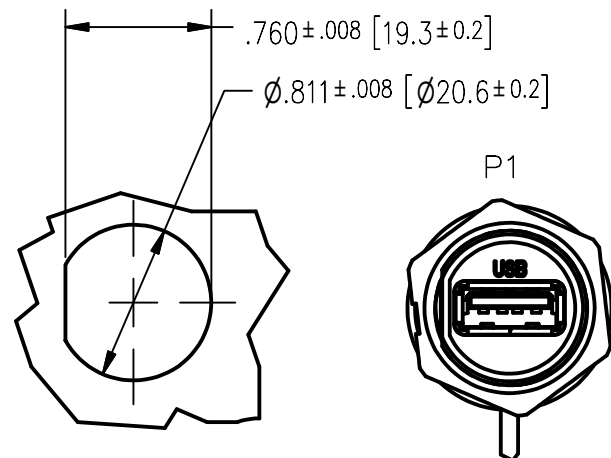



DATE	REV	ECN	APP'D BY
2/4/2021	A0		JE
4/23/2021	A1	11739	GL



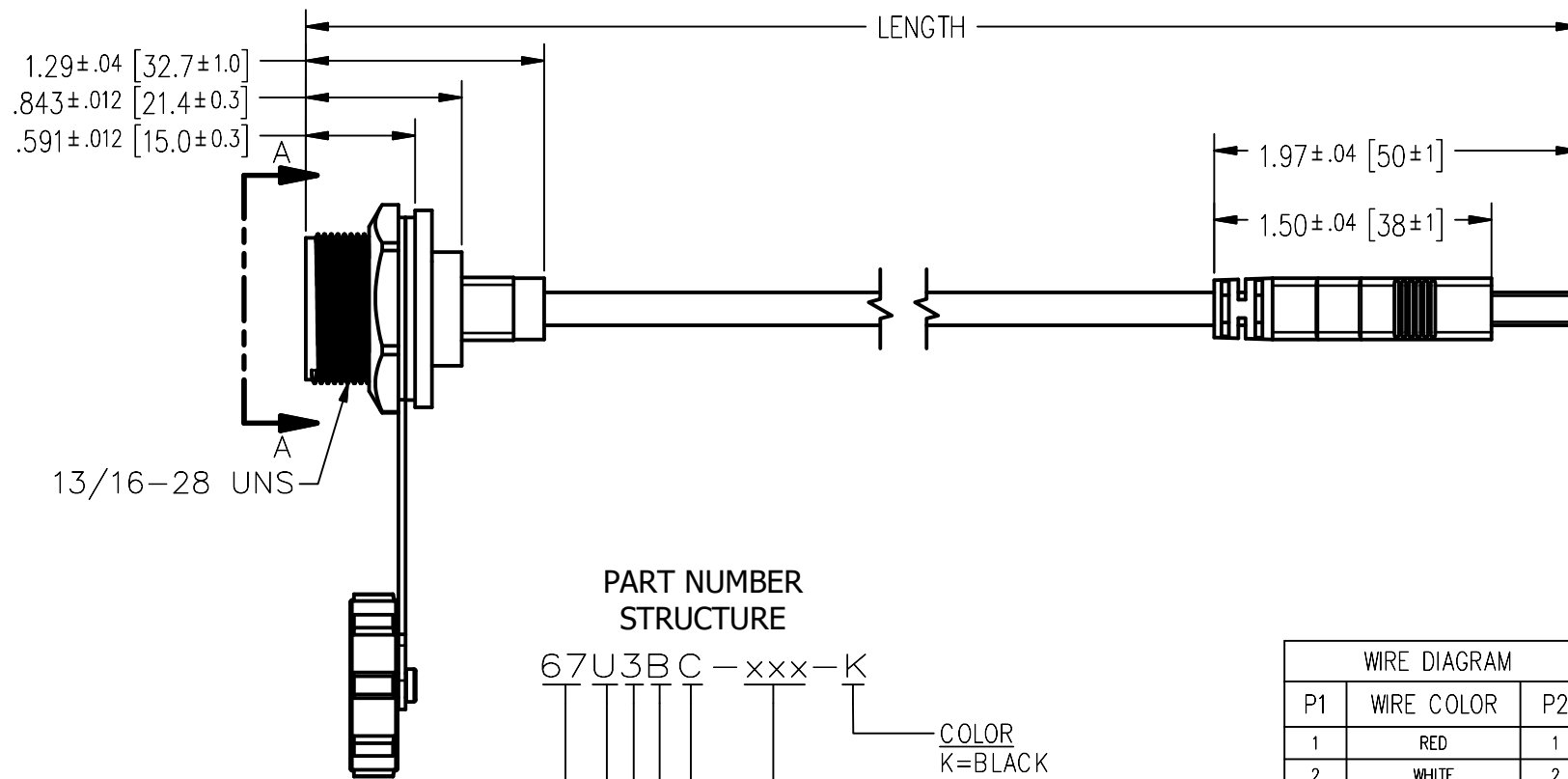
RECOMENDED
PANEL OPENING



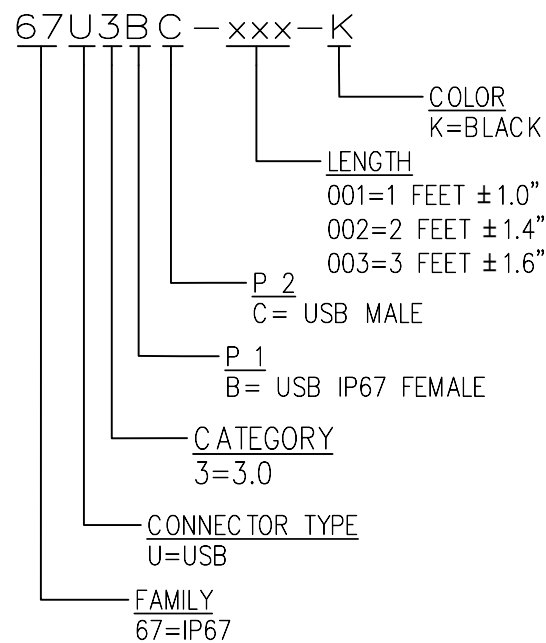
VIEW A-A
SCALE 1 : 1

NOTES:

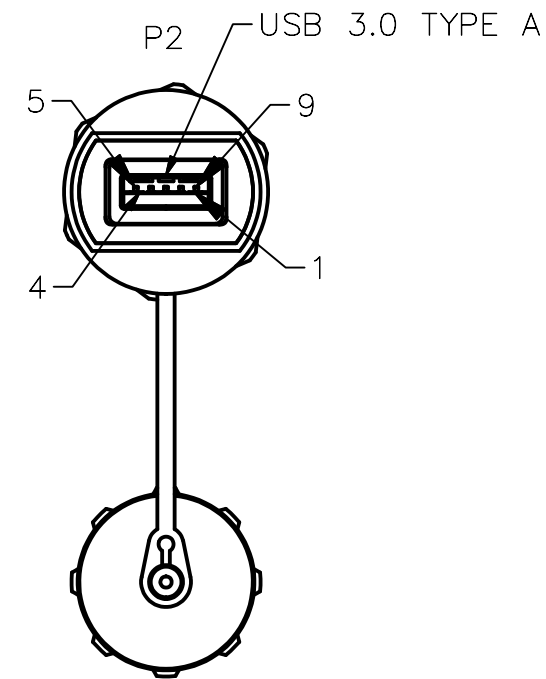
1. PACKAGING:
 - a. EACH CABLE ASSEMBLY TO BE INDIVIDUALLY BAGGED
2. TESTING:
 - a. 100% TESTED FOR OPEN/SHORTS/MISS WIRING
 - b. INSULATION RESISTANCE 10MΩ MIN/300V DC/0.01
 - c. CONDUCTOR RESISTANCE 3.0Ω MAX
3. MATERIAL:
 - a. CABLE: USB 3.0 A/F UL2725 1P+(30AWG*1P+D+AL)*2+26AWG*2C+AL+B, PVC COVER, COLOR BLACK.
 - b. USB 3.0 A/F AND A/M:
 - INSULATOR: PPT UL 94V-0, COLOR BLUE
 - METAL SHELL: COPPER ALLOY, NI PLATING
 - CONTACTS: COPPER ALLOY Au FLASH ON CONTACT AREA OVER NI
 - c. OVERMOLD : PVC UL 94V-0 COLOR BLACK
 - d. HOUSING: PA66 UL94V-0 COLOR BLACK
 - e. GASKET: SILICONE, COLOR BLACK
 - f. SCREW NUT: PA66 UL94V-0 COLOR BLACK
 - g. DUST CAP: PA66 UL94V-0 COLOR BLACK
 - h. DUST CAP GASKET: SILICONE
4. SPECIFICATIONS:
 - a. WIRE SPEIFICATION 26/30 AWG
 - b. NUMBER OF CONTACTS: 9
 - c. TEMPERATURE RANGE -40~C~ 80~C
 - d. FLAMMABILYY RATING: UL94-V0
 - e. PROTECTION LEVEL: IP67
 - f. WITHSTANDING VOLTAGE: 1000V/1 MIN
 - g. CURRENT RATING:1.5A
 - h. CONTACT RESISTANCE:≤ 30MΩ
 - li. NSULATION RESISTANCE: 100MΩ DC500V



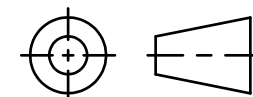
PART NUMBER
STRUCTURE



WIRE DIAGRAM		
P1	WIRE COLOR	P2
1	RED	1
2	WHITE	2
3	GREEN	3
4	BLACK	4
5	BLUE	5
6	YELLOW	6
7	GND	7
8	VIOLET	8
9	ORANGE	9
10	SHIELD BRAID	10



THIRD ANGLE PROJECTION



11118 Susquehanna Trail South
Glen Rock, PA 17327-9199
(717) 235-7512

<http://www.stewartconnector.com>

DO NOT SCALE DRAWING
DRAWING IS SUBJECT TO
CHANGE WITHOUT NOTICE

TITLE: USB 3.0 TYPE A FEMALE (CIRCULAR COUPLING) TO USB 3.0 MALE TYPE A

DIMENSIONS: INCHES [METRIC]
UNLESS OTHERWISE SPECIFIED
TOLERANCES ARE ±.005 [0.13]
ANGLES ARE ± 1°

THIS DRAWING AND THE SUBJECT MATTER SHOWN THEREON ARE
CONFIDENTIAL AND THE PROPRIETARY PROPERTY OF STEWART CONNECTOR
AND SHALL NOT BE REPRODUCED, COPIED, OR USED IN ANY MANNER WITHOUT
PRIOR WRITTEN CONSENT OF STEWART CONNECTOR. THIS PRODUCT
MAY BE PROTECTED BY ONE OR MORE OF THE FOLLOWING US PATENTS:
5791942 6217391 6368159 6419526 6602097 687722
6964587 7048590 7086909 7568950 7686650
OTHER PATENTS MAY BE PENDING.

DRN BY: G. LUCAS	DATE: 1/20/2021
APPD BY: JE	DATE: 2/4/2021
DWG NO: CT999242	REV: A1

SHEET NO.
1 OF 1



CT Jack

Inventor