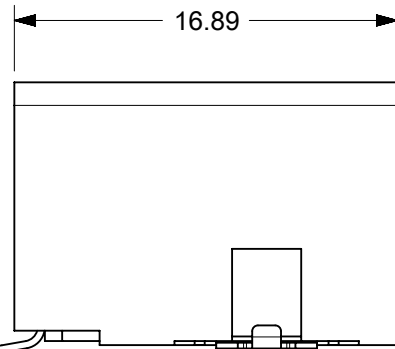
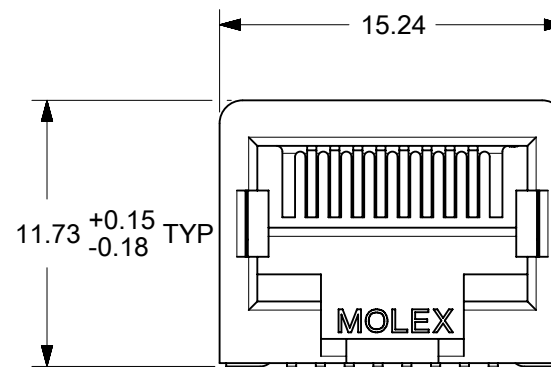


6 CIRCUIT ASSEMBLY

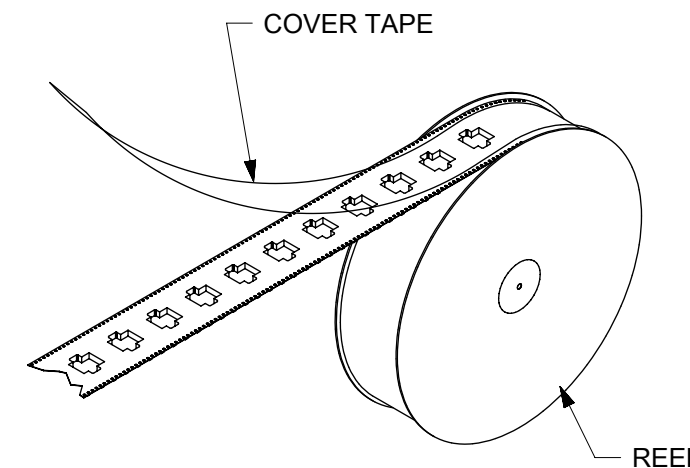
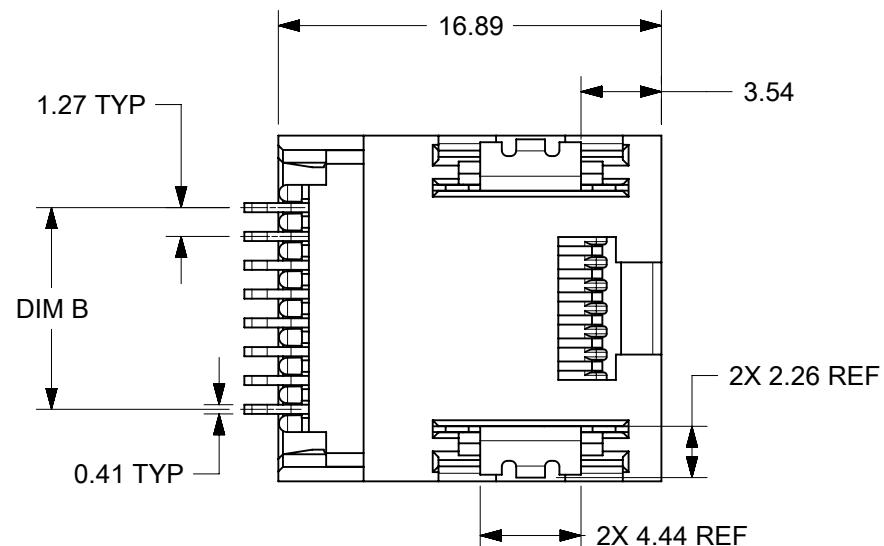


8 CIRCUIT ASSEMBLY



TERMINAL TAIL
SEE NOTE 4

FITTING NAIL
SEE NOTE 4



VACUUM FORMED CARRIER TAPE WITH SPROCKET HOLES

TAPE AND REEL PACKAGING

NOTES :

1) MATERIALS:

HOUSING: LCP, GLASS-FILLED, UL94V-0; COLOR BLACK.
INSULATOR: NYLON, GLASS-FILLED, UL94V-0; COLOR BLACK.
TERMINALS: PHOSPHOR BRONZE, 0.30 mm THICK
FITTING NAILS: BRASS ALLOY, 0.25 mm THICK

2) FINISH:

TERMINALS:

- (A) SELECT GOLD IN CONTACT AREA: 0.00127 mm MIN.,
*SELECT MATTE TIN IN PC TAIL AREA: 0.00254 mm MIN.,
WITH OVERALL NICKEL UNDERPLATE: 0.00127 mm MIN.
- (B) SELECT GOLD IN CONTACT AREA: 0.00076 mm MIN.,
*SELECT MATTE TIN IN PC TAIL AREA: 0.00254 mm MIN.,
WITH OVERALL NICKEL UNDERPLATE: 0.00127 mm MIN.
- (C) SELECT GOLD IN CONTACT AREA: 0.00038 mm MIN.,
*SELECT MATTE TIN IN PC TAIL AREA: 0.00254 mm MIN.,
WITH OVERALL NICKEL UNDERPLATE: 0.00127 mm MIN.

FITTING NAILS:

- *2.54 MICROMETER MATTE TIN OVER 1.27 MICROMETER NICKEL UNDERPLATE
- *THE PRIMARY SHIPPING CARTON WILL BE LABELED "ELV AND
RoHS COMPLIANT" CARTONS WITHOUT THIS LABEL MAY CONTAIN
PRODUCT WITH TIN-LEAD IN THE PC TAIL AND/OR FITTING NAILS.

3) PRODUCT SPECIFICATION: PS-43743-0001

4) COPLANARITY SPECIFICATION:

WITH THE MODULAR JACK SITTING ON A LEVEL SURFACE, THE
MAXIMUM GAP BETWEEN THE LEVEL SURFACE AND ALL TERMINAL
TAILS AND BOTH FITTING NAILS IS 0.15 mm.

5) CONVECTION SOLDERING TECHNOLOGY SHOULD BE USED WHEN GANGING MODULAR
JACKS WITH INBOARD NAILS SIDE-BY-SIDE.

6) THIS PART CONFORMS TO CLASS B REQUIREMENTS OF COSMETIC
SPECIFICATION PS-45499-002.

HOUSING SIZE	CIRCUIT SIZE	DIM. B
6	6	6.35
6	4	3.81
6	2	1.27
8	8	8.89
8	6	6.35

SYMBOLS		THIS DRAWING CONTAINS INFORMATION THAT IS PROPRIETARY TO MOLEX ELECTRONIC TECHNOLOGIES, LLC AND SHOULD NOT BE USED WITHOUT WRITTEN PERMISSION		CURRENT REV DESC: INITIAL RELEASE		molex				
▽ = 0	mm	SCALE	NTS	EC NO: 175942						
▽ = 0	GENERAL TOLERANCES (UNLESS SPECIFIED)		DRWN: AFENG02		2018/04/06	4, 6, 8 CIRCUIT SMT LCP MODULAR JACK W/ FLUSH FITTING NAILS				
▽ = 0	ANGULAR TOL ± 0.5°		CHK'D: KLANG		2018/05/10					
▽ = 0	4 PLACES	±	APPR: KLANG		2018/05/10	PRODUCT CUSTOMER DRAWING				
▽ = 0	3 PLACES	±	INITIAL REVISION:		DOCUMENT NUMBER		DOC TYPE	DOC PART	REVISION	
▽ = 0	2 PLACES	± 0.25	DRWN: AFENG02		2018/04/06	441440103		PSD	000	A
▽ = 0	1 PLACE	± 0.38	APPR: KLANG		2018/05/10	SEE CHART		GENERAL MARKET		
▽ = 0	0 PLACES	±	DRAFT WHERE APPLICABLE MUST REMAIN WITHIN DIMENSIONS		THIRD ANGLE PROJECTION	DRAWING	SERIES	MATERIAL NUMBER	CUSTOMER	SHEET NUMBER
▽ = 0					⊕	A3-SIZE	44144	SEE CHART	GENERAL MARKET	1 OF 2

