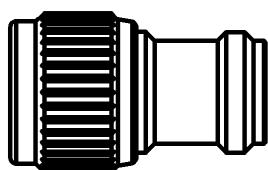
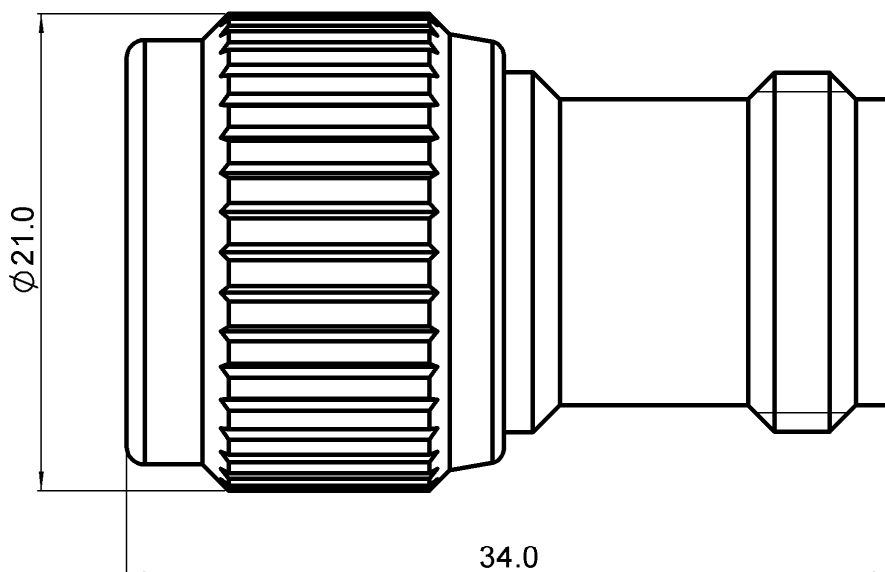



N ATTENUATOR
20 DB 6 GHZ 1W

R412.720.124

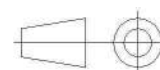
Series : ATTENUATOR



scale 1/1



Il dimensions are in mm.



COMPONENTS	MATERIALS	PLATING(µm)
BODY	LAITON	NICKEL 2
MALE CENTER CONTACT	LAITON	OR 1 SUR NICKEL 2
FEMALE CENTER CONTACT	CUPRO BERYLLIUM	OR 1 SUR NICKEL 2
OUTER CONTACT		
INSULATOR	PTFE	
GASKET	ELASTOMERE SILICONE	
SUBSTRATE	ALUMINE	
RESISTOR	Couche epaisse	
OTHERS PARTS		

Issue : 0917 B

In the effort to improve our products, we reserve the right to make changes judged to be necessary.



N ATTENUATOR
20 DB 6 GHZ 1W

R412.720.124
 Series : ATTENUATOR

ELECTRICAL CHARACTERISTICS

Frequency (GHz)	DC - 2	2 - 6
V.S.W.R (≤)	1.20	1.30
Deviation(±dB)	0.70	1.00

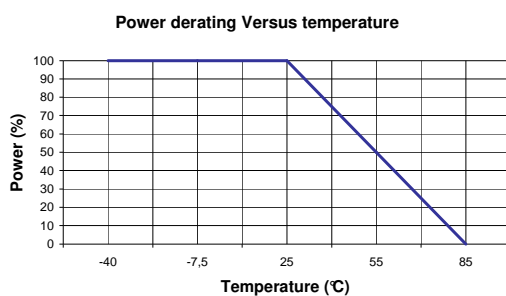
Operating Frequency Range	DC - 6	GHz
Impedance	50	Ω
Nominal Attenuation	20	dB
Peak power at 25°C (1μs, 1%)	100	W
Average power at 25°C	1	W (Free Air Cooled)
		W (Conduction Cooled)

MECHANICAL CHARACTERISTICS

Connectors	N	Male Female	MIL-C 39012
Weight	42,3740 g		

ENVIRONMENTAL CHARACTERISTICS

Operating temperature range	-40 / +85 °C
Storage temperature range	-40 / +85 °C



SPECIFICATION

OTHER CHARACTERISTICS

Issue : 0917 B

In the effort to improve our products, we reserve the right to make changes judged to be necessary.

