

Bussmann series 500 Volts gG/gL NH Fuse links



Product description

Eaton's Bussmann series 500 Volts NH square bodied industrial fuse links are suitable for a wide variety of applications.

Standard features

- Reliable dual indicator system
- Low temperature rise
- Globally compliant
- Compatible with Bussmann series PV NH base range (see data sheet 10163)

Catalogue symbol:

- (amp)NHG(size)B

Fuse size:

- 000 to 4

Technical data:

- Volts: 500 V a.c.
- Amps: 2 to 1250 A
- Breaking capacity: 120 kA AC
- Operating frequency: 45-62 Hz
- Class of operation: gG/gL

Standards/Approvals:

- IEC 60269
- VDE 0636
- DIN 43620
- CE

Microswitches:

- 170H0236
- BVL50

Packaging:

- Sizes 000 to 3: 3 per carton
- Size 4: 1 per carton

Size - mm

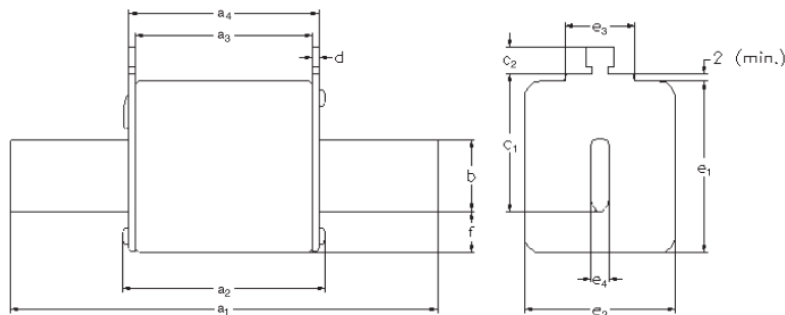


Table 1. NH Sizes

Size	a1	a2 (max)	a3	a4	b	c1	c2	d	e1 (max)	e2 (max)	e3 (max)	e4	f (max)
000	78.5 ± 1.5	54	45±1.5	49±1.5	15	35	10	2±0.5	41	21	16	6	8
00	78.5 ± 1.5	54	45±1.5	49±1.5	15	35	11	2±0.5	48	30	25	6	15
0	125±2.5	68 ⁺³ _{-1.5}	62 ⁺³ _{-1.5}	68	15	35	11	2.5±0.5	48	30	25	6	15
01	135±2.5	75	62±2.5	68±2.5	15	40	11	2.5±0.5	48	30	25	6	15
1	135±2.5	75	62±2.5	68±2.5	20	40	11	2.5±0.5	53	40	25	6	15
02	150±2.5	75	62±2.5	68±2.5	20	48	11	2.5±0.5	53	40	25	6	15
2	150±2.5	75	62±2.5	68±2.5	25	48	11	2.5±0.5	61	53	25	6	15
03	150±2.5	75	62±2.5	68±2.5	25	60	11	2.5±0.5	61	53	25	6	15
3	150±2.5	75	62±2.5	68±2.5	32	60	11	3±0.5	75	70	25	6	18
4	200±3	84	62±2.5	90±3	50	85	10	3±0.5	102	87	25	8	30

Table 2. Part numbers sizes 000 to 01

Size	Rated current (Amps)	Rated voltage (V a.c.)	gG/gL dual indicator		Pack quantity
			Voltage conducting metal gripping lugs	Insulated metal gripping lugs	
000	2	500	2NHG000B	2NHG000BI	3
000	4		4NHG000B	4NHG000BI	
000	6		6NHG000B	6NHG000BI	
000	10		10NHG000B	10NHG000BI	
000	16		16NHG000B	16NHG000BI	
000	20		20NHG000B	20NHG000BI	
000	25		25NHG000B	25NHG000BI	
000	32		32NHG000B	32NHG000BI	
000	35		35NHG000B	35NHG000BI	
000	40		40NHG000B	40NHG000BI	
000	50		50NHG000B	50NHG000BI	
000	63		63NHG000B	63NHG000BI	
000	80		80NHG000B	80NHG000BI	
000	100		100NHG000B	100NHG000BI	
00	50		50NHG00B	50NHG00BI*	
00	63		63NHG00B	63NHG00BI*	
00	80		80NHG00B	80NHG00BI*	
00	100		100NHG00B	100NHG00BI*	
00	125		125NHG00B	125NHG00BI	
00	160		160NHG00B	160NHG00BI	
0	6	6NHG0B	-		
0	10	10NHG0B	-		
0	16	16NHG0B	-		
0	20	20NHG0B	-		
0	25	25NHG0B	-		
0	32	32NHG0B	-		
0	35	35NHG0B	-		
0	40	40NHG0B	-		
0	50	50NHG0B	-		
0	63	63NHG0B	-		
0	80	80NHG0B	-		
0	100	100NHG0B	-		
0	125	125NHG0B	-		
0	160	160NHG0B	-		
01	6	6NHG01B	6NHG01BI		
01	10	10NHG01B	10NHG01BI		
01	16	16NHG01B	16NHG01BI		
01	20	20NHG01B	20NHG01BI		
01	25	25NHG01B	25NHG01BI		
01	32	32NHG01B	32NHG01BI		
01	35	35NHG01B	35NHG01BI		
01	40	40NHG01B	40NHG01BI		
01	50	50NHG01B	50NHG01BI		
01	63	63NHG01B	63NHG01BI		
01	80	80NHG01B	80NHG01BI		
01	100	100NHG01B	100NHG01BI		
01	125	125NHG01B	125NHG01BI		
01	160	160NHG01B	160NHG01BI		

* Available upon request

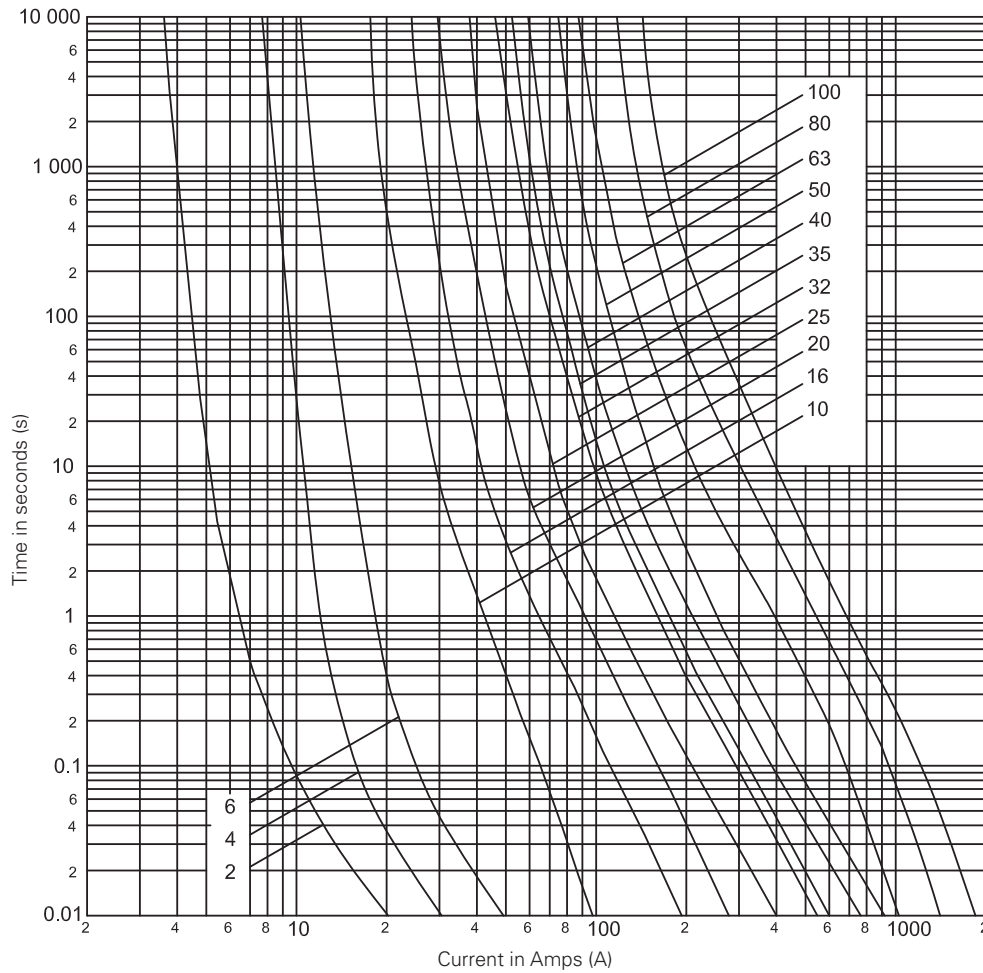
Table 3. Part numbers sizes 1 to 4

Size	Rated current (Amps)	Rated voltage (V a.c.)	gG/gL dual indicator		Pack quantity
			Voltage conducting metal gripping lugs	Insulated metal gripping lugs	
1	50	500	50NHG1B	50NHG1BI*	3
1	63	500	63NHG1B	63NHG1BI*	3
1	80	500	80NHG1B	80NHG1BI*	3
1	100	500	100NHG1B	100NHG1BI*	3
1	125	500	125NHG1B	125NHG1BI*	3
1	160	500	160NHG1B	160NHG1BI*	3
1	200	500	200NHG1B	200NHG1BI	3
1	224	500	224NHG1B	224NHG1BI	3
1	250	500	250NHG1B	250NHG1BI	3
1	315	440	315NHG1B	315NHG1BI*	3
1	355	440	355NHG1B	355NHG1BI*	3
02	35	500	35NHG02B	35NHG02BI	3
02	40	500	40NHG02B	40NHG02BI	3
02	50	500	50NHG02B	50NHG02BI	3
02	63	500	63NHG02B	63NHG02BI	3
02	80	500	80NHG02B	80NHG02BI	3
02	100	500	100NHG02B	100NHG02BI	3
02	125	500	125NHG02B	125NHG02BI	3
02	160	500	160NHG02B	160NHG02BI	3
02	200	500	200NHG02B	200NHG02BI	3
02	224	500	224NHG02B	224NHG02BI	3
02	250	500	250NHG02B	250NHG02BI	3
2	250	500	250NHG2B	250NHG2BI*	3
2	300	500	300NHG2B	300NHG2BI*	3
2	315	500	315NHG2B	315NHG2BI	3
2	355	500	355NHG2B	355NHG2BI	3
2	400	500	400NHG2B	400NHG2BI	3
2	425	500	425NHG2B	425NHG2BI*	3
2	450	500	450NHG2B	450NHG2BI*	3
2	500	440	500NHG2B	500NHG2BI*	3
03	250	500	250NHG03B	250NHG03BI	3
03	315	500	315NHG03B	315NHG03BI	3
03	355	500	355NHG03B	355NHG03BI	3
03	400	500	400NHG03B	400NHG03BI	3
3	315	500	315NHG3B	-	3
3	355	500	355NHG3B	-	3
3	400	500	400NHG3B	-	3
3	425	500	425NHG3B	-	3
3	500	500	500NHG3B	-	3
3	630	500	630NHG3B	-	3
3	800	440	800NHG3B	-	3
4**	500	500	500NHG4G	-	1
4**	630	500	630NHG4G	-	1
4**	800	500	800NHG4G	-	1
4**	1000	500	1000NHG4G	-	1
4**	1250	500	1250NHG4G	-	1

* Available upon request

** Single indicator and slotted end tags

Time-current curves - NH Size 000

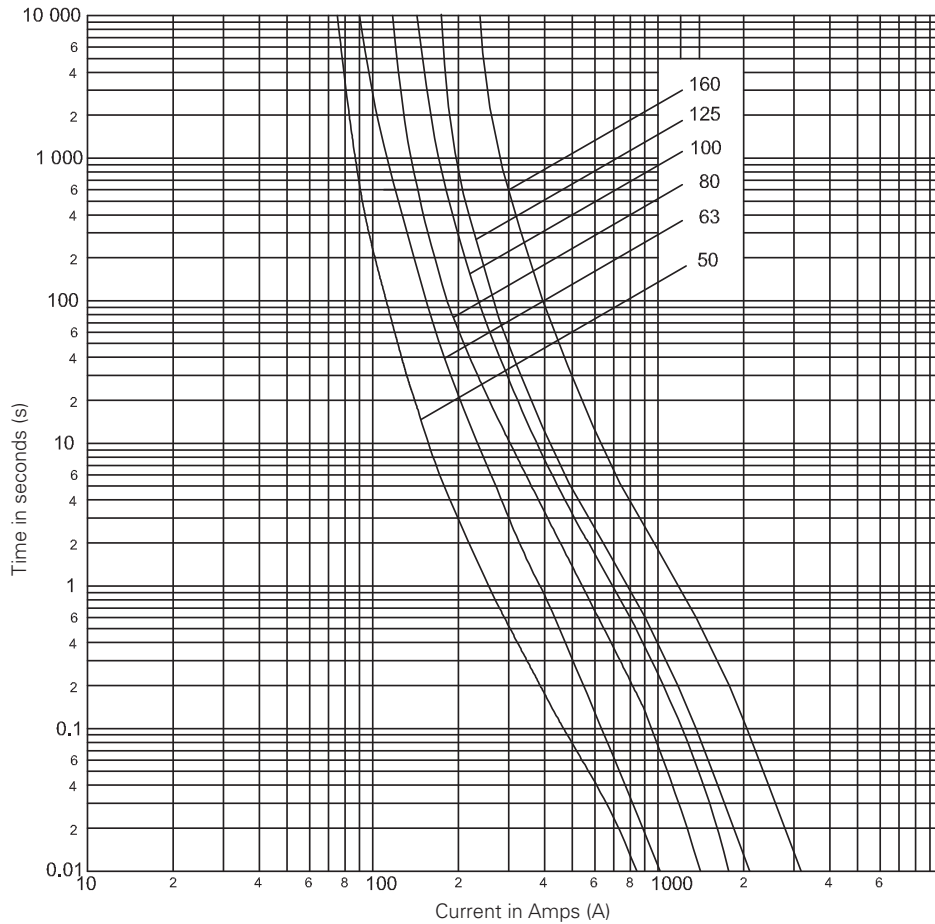


Technical data - NH size 000

Part numbers with metal gripping lugs	Part numbers with insulated metal gripping lugs	Fuse link size	Rated current (Amps)	Rated voltage (V a.c.)	I ² t (Amps ² Seconds)			Net weight per fuse (kg)
					Minimum pre-arcing	*I ₁ , 120kA at 500 V a.c.	Watts loss	
2NHG000B	2NHG000BI	000	2	500	3.5	6	3.9	0.13
4NHG000B	4NHG000BI		4		6	12	1.8	
6NHG000B	6NHG000BI		6		14	21	2	
10NHG000B	10NHG000BI		10		58	290	1.5	
16NHG000B	16NHG000BI		16		234	1200	2.3	
20NHG000B	20NHG000BI		20		490	2500	2.2	
25NHG000B	25NHG000BI		25		920	4600	3.1	
32NHG000B	32NHG000BI		32		1800	9000	3.4	
35NHG000B	35NHG000BI		35		2400	11,800	3.7	
40NHG000B	40NHG000BI		40		3300	16,500	4	
50NHG000B	50NHG000BI		50		5900	29,500	4.9	
63NHG000B	63NHG000BI		63		6300	24,900	4.6	
80NHG000B	80NHG000BI		80		9800	38,900	6.3	
100NHG000B	100NHG000BI		100		18,100	72,300	7.4	

*I₁ is the maximum breaking capacity test at rated voltage according to IEC 60269 requirements

Time-current curves - NH Size 00



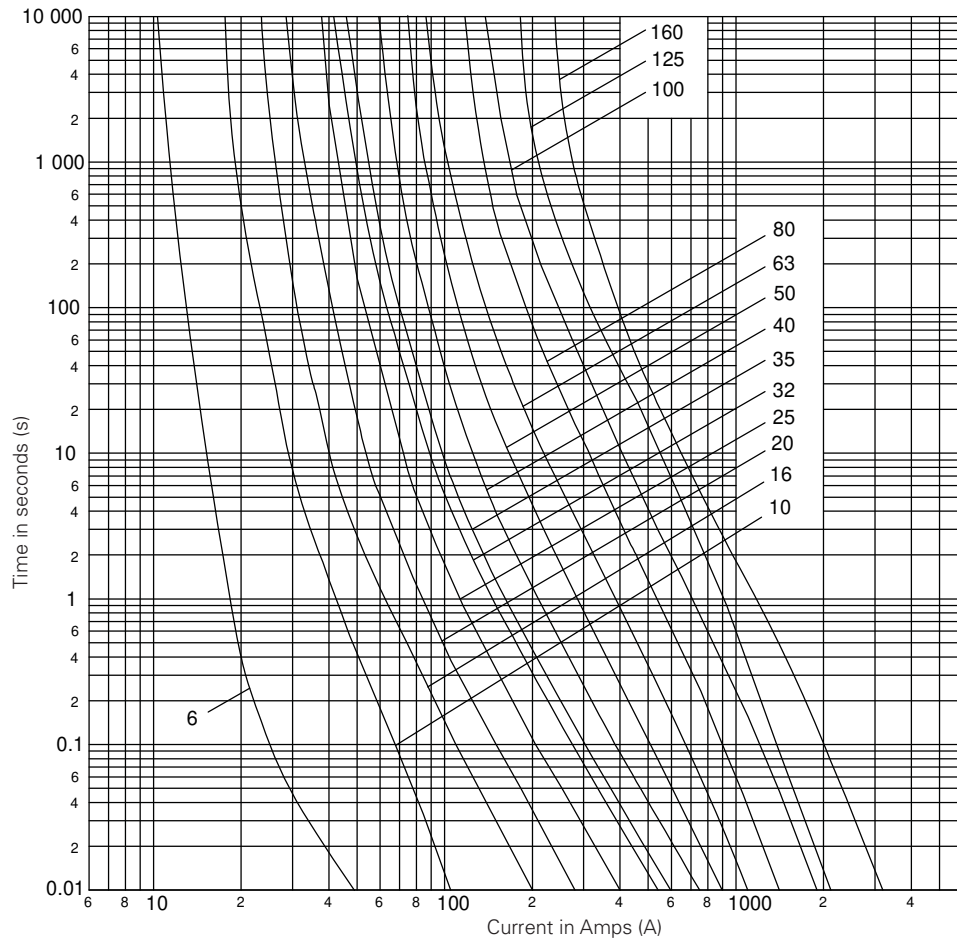
Technical data - NH size 00

Part numbers with metal gripping lugs	Part numbers with insulated metal gripping lugs	Fuse link size	Rated current (Amps)	Rated voltage (V a.c.)	I ² t (Amps ² Seconds)			Net weight per fuse (kg)
					Minimum pre-arcing	*I ₁ 120kA at 500 V a.c.	Watts loss	
50NHG00B	50NHG00BI**	00	50	500	5800	21,500	5	0.19
63NHG00B	63NHG00BI**		63		5800	25,000	5	
80NHG00B	80NHG00BI**		80		11,000	35,000	7	
100NHG00B	100NHG00BI**		100		19,000	60,000	7.5	
125NHG00B	125NHG00BI		125		25,000	125,000	10	
160NHG00B	160NHG00BI		160		64,000	310,000	10	

*I₁ is the maximum breaking capacity test at rated voltage according to IEC 60269 requirements

** Available upon request

Time-current curves - NH Size 0

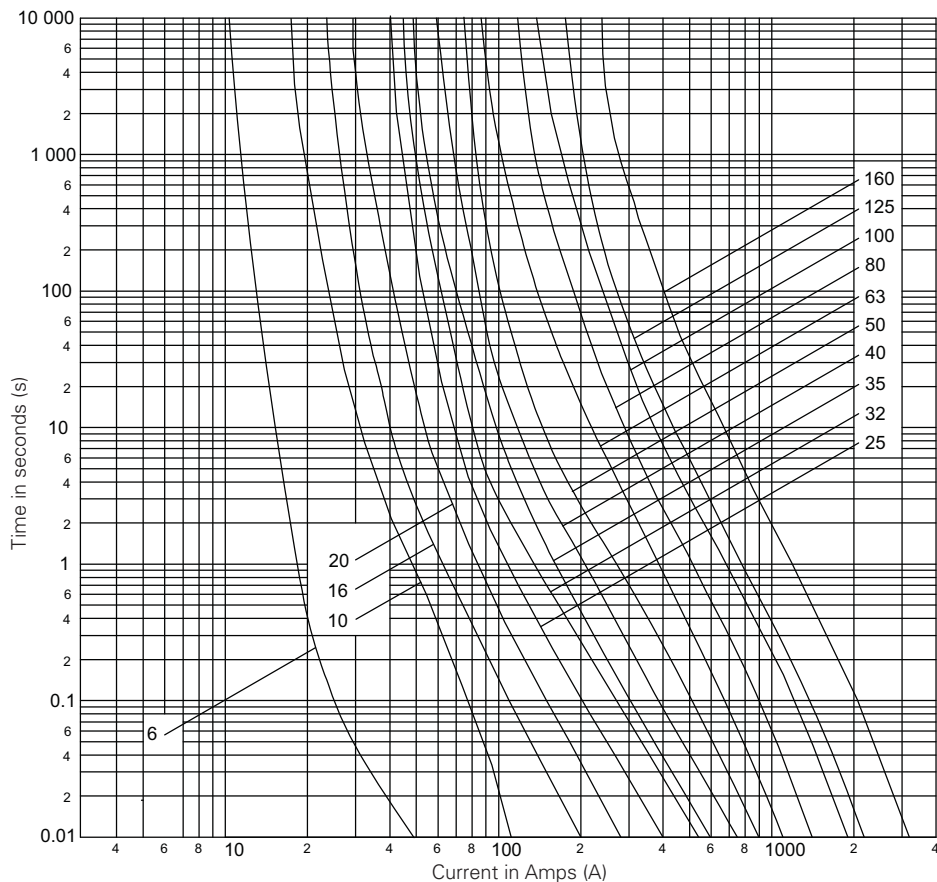


Technical data - NH size 0

Part numbers with metal gripping lugs	Fuse link size	Rated current (Amps)	Rated voltage (V a.c.)	I ² t (Amps ² Seconds)			Net weight per fuse (kg)
				Minimum pre-arcing	*I ₁ 120kA at 500 V a.c.	Watts loss	
6NHGOB	0	6	500	14	21	2	0.26
10NHGOB		10		58	290	2	
16NHGOB		16		240	1200	3	
20NHGOB		20		490	2500	3.5	
25NHGOB		25		1200	5600	3.2	
32NHGOB		32		1800	9000	4.8	
35NHGOB		35		2400	11,800	4.7	
40NHGOB		40		3300	16,500	5	
50NHGOB		50		5600	27,800	6.3	
63NHGOB		63		6600	26,100	5.6	
80NHGOB		80		9800	38,900	7.1	
100NHGOB		100		20,600	82,300	7.5	
125NHGOB		125		25,000	125,000	11.8	
160NHGOB		160		62,000	310,000	12.3	

*I₁ is the maximum breaking capacity test at rated voltage according to IEC 60269 requirements

Time-current curves - NH Size 01

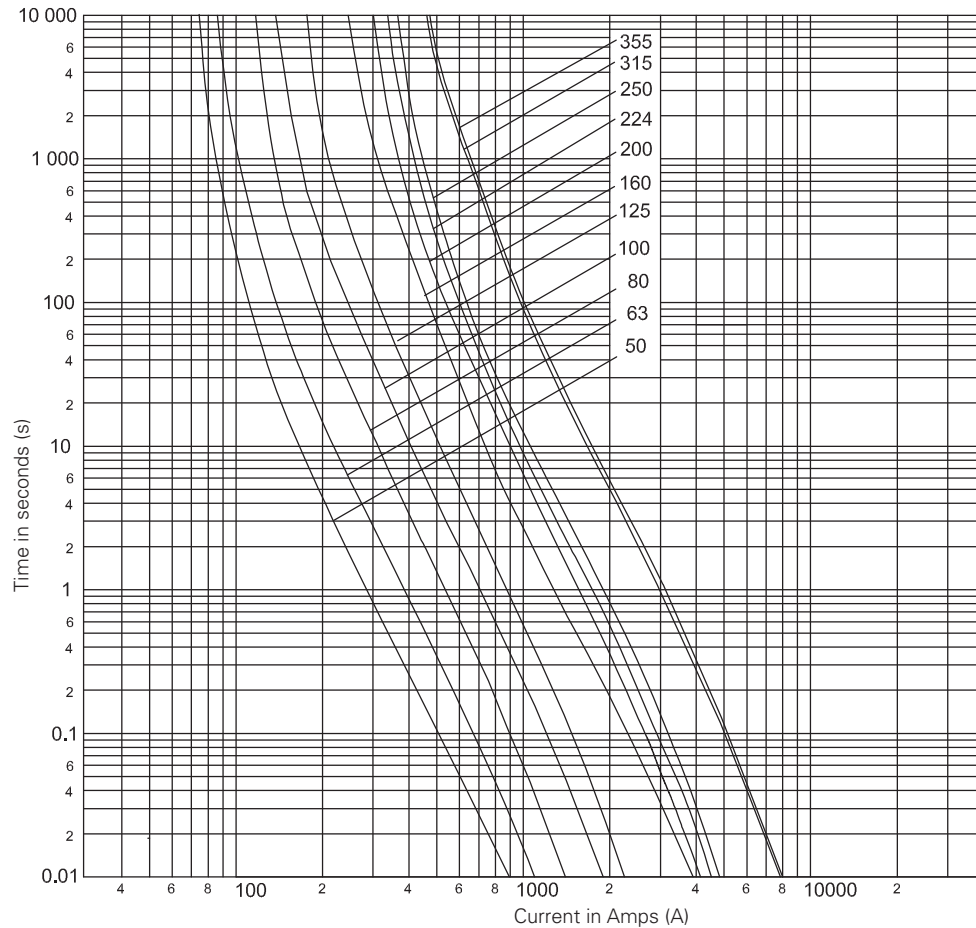


Technical data - NH size 01

Part numbers with metal gripping lugs	Part numbers with insulated metal gripping lugs	Fuse link size	Rated current (Amps)	Rated voltage (V a.c.)	I²t (Amps² Seconds)			Net weight per fuse (kg)
					Minimum pre-arcing	*I ₁ , 120kA at 500 V a.c.	Watts loss	
6NHG01B	6NHG01BI	01	6	500	14	21	2	0.27
10NHG01B	10NHG01BI		10		58	290	2	
16NHG01B	16NHG01BI		16		240	1200	3	
20NHG01B	20NHG01BI		20		490	2500	3.4	
25NHG01B	25NHG01BI		25		1200	5600	5	
32NHG01B	32NHG01BI		32		1800	9000	4.8	
35NHG01B	35NHG01BI		35		2400	11,800	4.6	
40NHG01B	40NHG01BI		40		3300	16,500	5	
50NHG01B	50NHG01BI		50		5600	27,800	6.3	
63NHG01B	63NHG01BI		63		6600	26,100	5.6	
80NHG01B	80NHG01BI		80		9800	38,900	7.1	
100NHG01B	100NHG01BI		100		20,600	82,300	7.7	
125NHG01B	125NHG01BI		125		25,000	125,000	11.8	
160NHG01B	160NHG01BI		160		62,000	310,000	12.3	

*I₁ is the maximum breaking capacity test at rated voltage according to IEC 60269 requirements

Time-current curves - NH Size 1



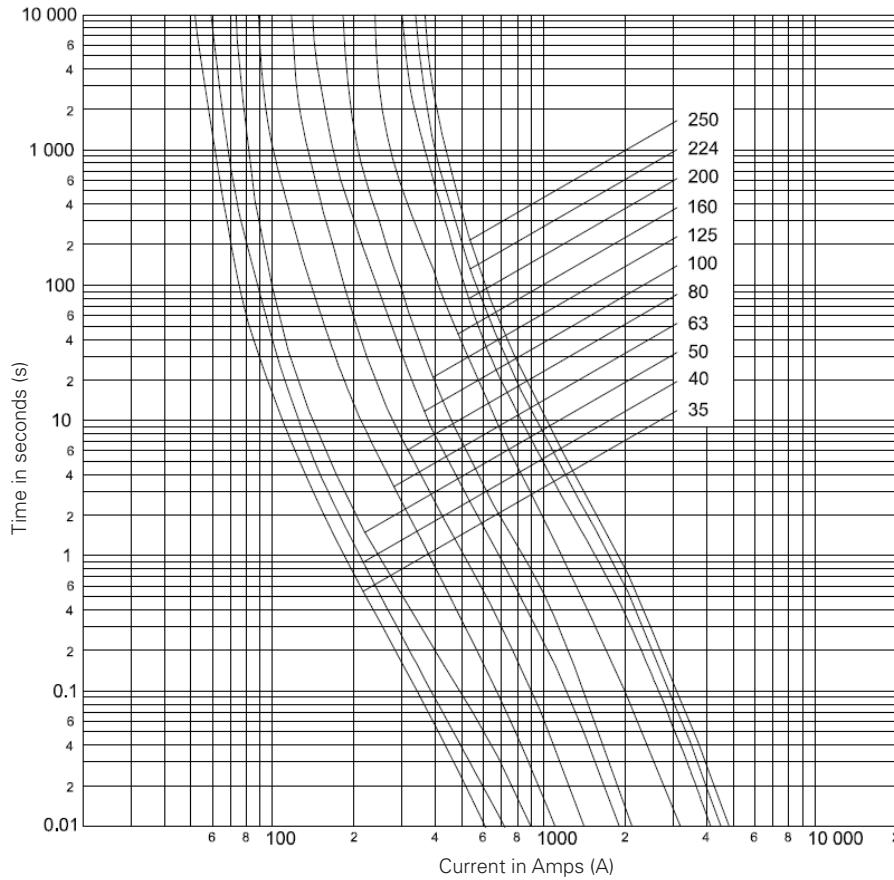
Technical data - NH size 1

Part numbers with metal gripping lugs	Part numbers with insulated metal gripping lugs	Fuse link size	Rated current (Amps)	Rated voltage (V a.c.)	I ² t (Amps ² Seconds)			Net weight per fuse (kg)
					Minimum pre-arcing	*I ₁ 120kA at 500 V a.c.	Watts loss	
50NHG1B	50NHG1BI**	1	50	500	6350	18,000	6.4	0.39
63NHG1B	63NHG1BI**		63	500	6800	23,000	5.6	
80NHG1B	80NHG1BI**		80	500	10,500	31,200	7.7	
100NHG1B	100NHG1BI**		100	500	22,000	68,200	8.2	
125NHG1B	125NHG1BI**		125	500	29,000	82,000	13	
160NHG1B	160NHG1BI**		160	500	62,000	310,000	12.3	
200NHG1B	200NHG1BI		200	500	97,000	368,600	15	
224NHG1B	224NHG1BI		224	500	124,000	471,200	18	
250NHG1B	250NHG1BI		250	500	151,300	574,900	19	
315NHG1B	315NHG1BI**		315	440	320,000	750,000	22	
355NHG1B	355NHG1BI**		355	440	320,000	750,000	32	

*I₁ is the maximum breaking capacity test at rated voltage according to IEC 60269 requirements

** Available upon request

Time-current curves - NH Size 02

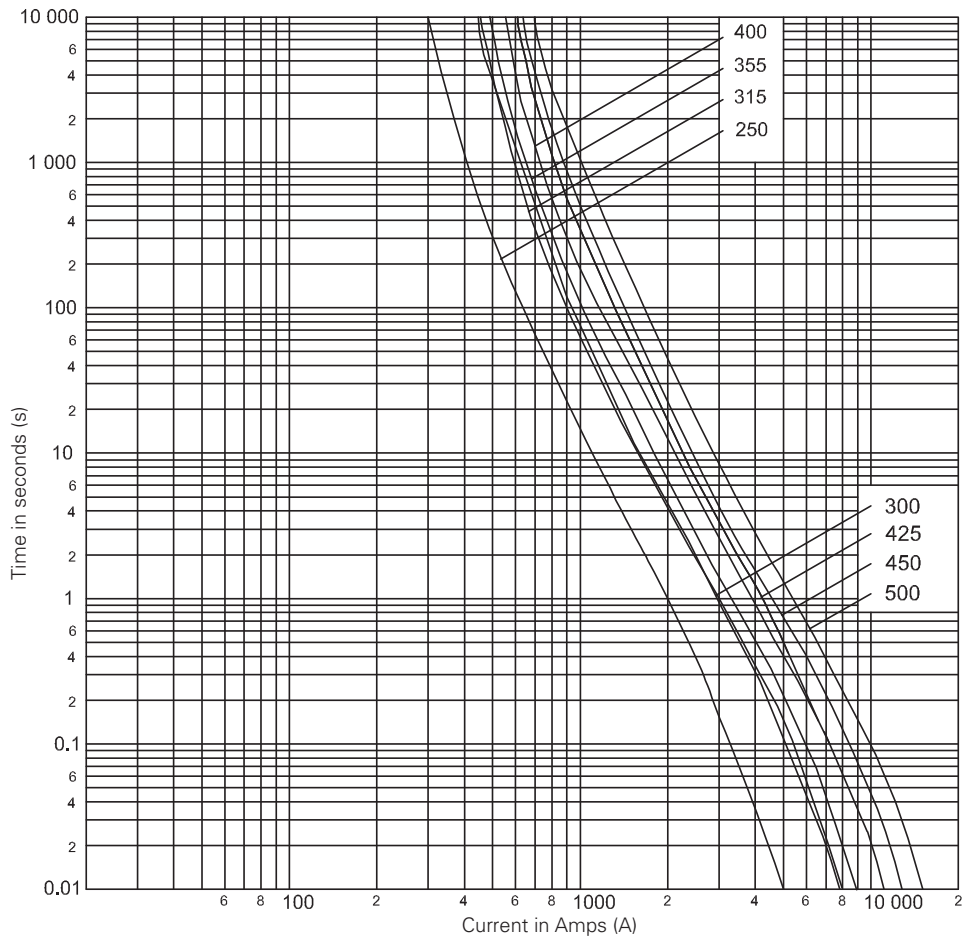


Technical data - NH size 02

Part numbers with metal gripping lugs	Part numbers with insulated metal gripping lugs	Fuse link size	Rated current (Amps)	Rated voltage (V a.c.)	I²t (Amps² Seconds)			Net weight per fuse (kg)
					Minimum pre-arcing	*I ₁ 120kA at 500 V a.c.	Watts loss	
35NHG02B	35NHG02BI	02	35	500	2400	11,800	4.7	0.40
40NHG02B	40NHG02BI		40		3300	16,500	5	
50NHG02B	50NHG02BI		50		5600	27,800	6.4	
63NHG02B	63NHG02BI		63		6600	26,100	5.5	
80NHG02B	80NHG02BI		80		9800	38,900	7.3	
100NHG02B	100NHG02BI		100		20,600	82,300	7.5	
125NHG02B	125NHG02BI		125		25,000	100,000	12	
160NHG02B	160NHG02BI		160		62,000	248,000	12	
200NHG02B	200NHG02BI		200		96,900	367,900	15	
224NHG02B	224NHG02BI		224		124,000	471,200	18	
250NHG02B	250NHG02BI		250		151,300	574,900	19	

*I₁ is the maximum breaking capacity test at rated voltage according to IEC 60269 requirements

Time-current curves - NH Size 2



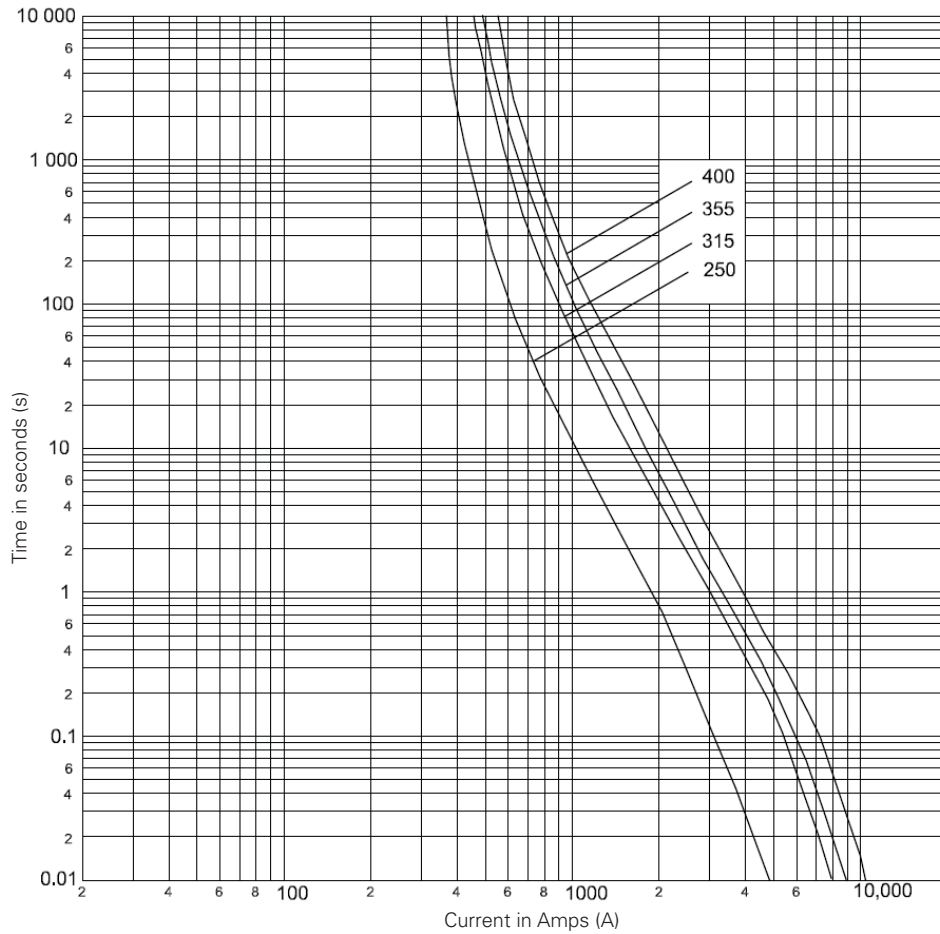
Technical data - NH size 2

Part numbers with metal gripping lugs	Part numbers with insulated metal gripping lugs	Fuse link size	Rated current (Amps)	Rated voltage (V a.c.)	I ² t (Amps ² Seconds)			Net weight per fuse (kg)
					Minimum pre-arcing	*I ₁ , 120kA at 500 V a.c.	Watts loss	
250NHG2B	250NHG2BI**	2	250	500	170,000	437,000	23	0.63
300NHG2B	300NHG1BI**		300	500	320,000	840,000	20	
315NHG2B	315NHG2BI		315	500	361,700	1,446,500	21	
355NHG2B	355NHG2BI		355	500	446,500	1,785,800	27	
400NHG2B	400NHG2BI		400	500	642,900	2,571,500	30	
425NHG2B	425NHG2BI**		425	500	720,000	1,862,000	31	
450NHG2B	450NHG2BI**		450	500	870,000	2,275,000	31	
500NHG2B	500NHG2BI**		500	440	1,200,000	2,720,000	37	

*I₁ is the maximum breaking capacity test at rated voltage according to IEC 60269 requirements

** Available upon request

Time-current curves - NH Size 03

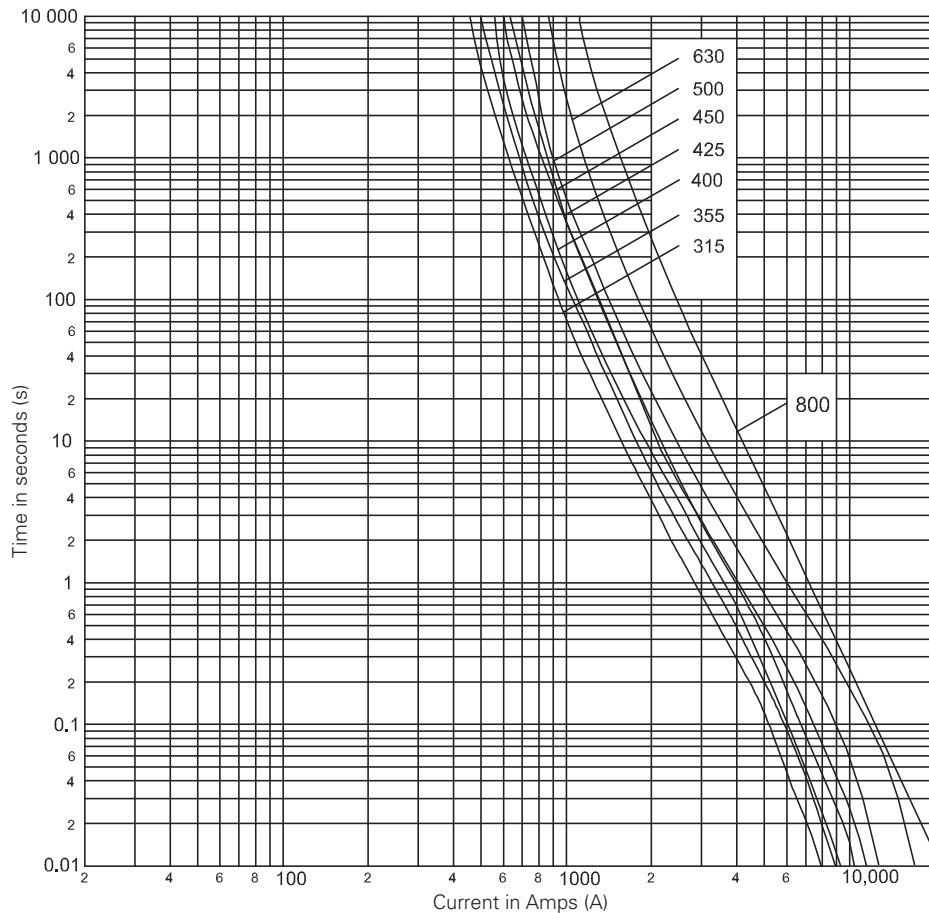


Technical data - NH size 03

Part numbers with metal gripping lugs	Part numbers with insulated metal gripping lugs	Fuse link size	Rated current (Amp)	Rated voltage (V a.c.)	I ² t (Amps ² Seconds)			Net weight per fuse (kg)
					Minimum pre-arcing	*I ₁ 120kA at 500 V a.c.	Watts loss	
250NHG03B	250NHG03BI	03	250	500	160,800	642,900	20	0.64
315NHG03B	315NHG03BI		315		361,700	1,446,500	21	
355NHG03B	355NHG03BI		355		446,500	1,785,800	27	
400NHG03B	400NHG03BI		400		642,900	2,571,500	30	

*I₁ is the maximum breaking capacity test at rated voltage according to IEC 60269 requirements

Time-current curves - NH Size 3

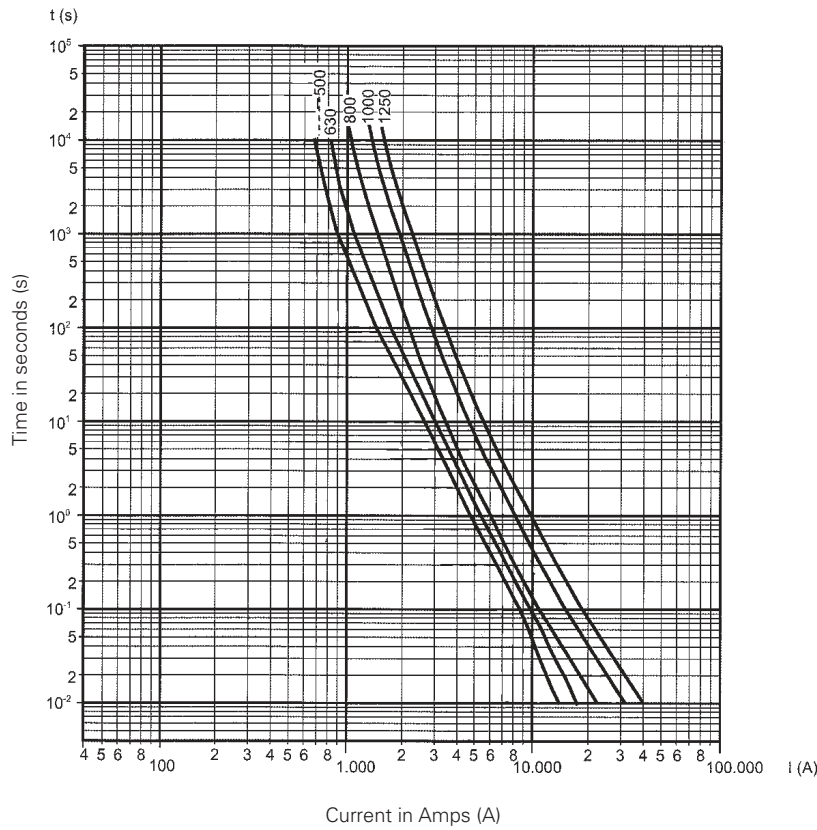


Technical data - NH size 3

Part numbers with metal gripping lugs	Fuse link size	Rated current (Amp)	Rated voltage (V a.c.)	I ² t (Amps ² Seconds)			Net weight per fuse (kg)
				Minimum pre-arcing	*I ₁ 120kA at 500 V a.c.	Watts loss	
315NHG3B	3	315	500	375,000	970,000	22	1.05
355NHG3B		355	500	400,000	1,110,000	25	
400NHG3B		400	500	642,900	2,571,500	30	
425NHG3B		425	500	570,000	1,934,000	30	
450NHG3B		450	500	670,000	2,260,000	33	
500NHG3B		500	500	886,000	3,898,400	37	
630NHG3B		630	500	1,590,000	6,996,000	47	
800NHG3B		800	440	2,420,000	5,420,000	59	

*I₁ is the maximum breaking capacity test at rated voltage according to IEC 60269 requirements

Time-current curves - NH Size 4



Technical data - NH size 4

Part numbers with metal gripping lugs	Fuse link size	Rated current (Amps)	Rated voltage (V a.c.)	I ² t (Amps ² Seconds)			Net weight per fuse (kg)
				Minimum pre-arcing	*I ₁ 120kA at 500 V a.c.	Watts loss	
500NHG4G	4	500	500	800,000	3,850,000	37	2.2
630NHG4G		630		880,000	4,100,000	47	
800NHG4G		800		1,500,000	6,480,000	68	
1000NHG4G		1000		4,800,000	13,000,000	80	
1250NHG4G		1250		7,000,000	18,000,000	108	

*I₁ is the maximum breaking capacity test at rated voltage according to IEC 60269 requirements

Changes to the products, to the information contained in this document, and to prices are reserved; so are errors and omissions. Only order confirmations and technical documentation by Eaton is binding. Photos and pictures also do not warrant a specific layout or functionality. Their use in whatever form is subject to prior approval by Eaton. The same applies to Trademarks (especially Eaton, Moeller, and Cutler-Hammer). The Terms and Conditions of Eaton apply, as referenced on Eaton Internet pages and Eaton order confirmations.

Eaton Industries Manufacturing GmbH
 Electrical Sector EMEA
 Route de la Longeraie
 71110 Morges, Switzerland
 Eaton.eu



© 2015 Eaton
 All Rights Reserved
 Publication No. 10164
 September 2015

Eaton is a registered trademark.

All other trademarks are property of their respective owners.