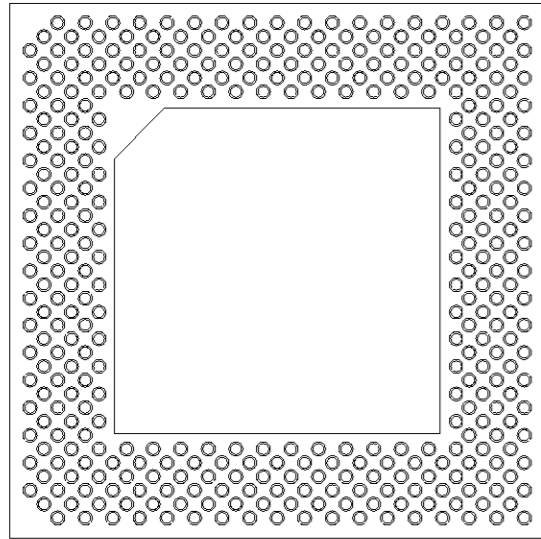


DRAWING NO
C - 799278



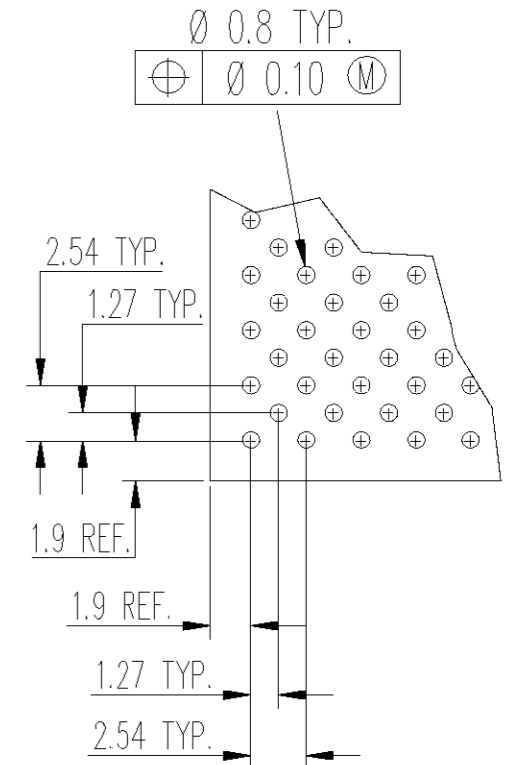
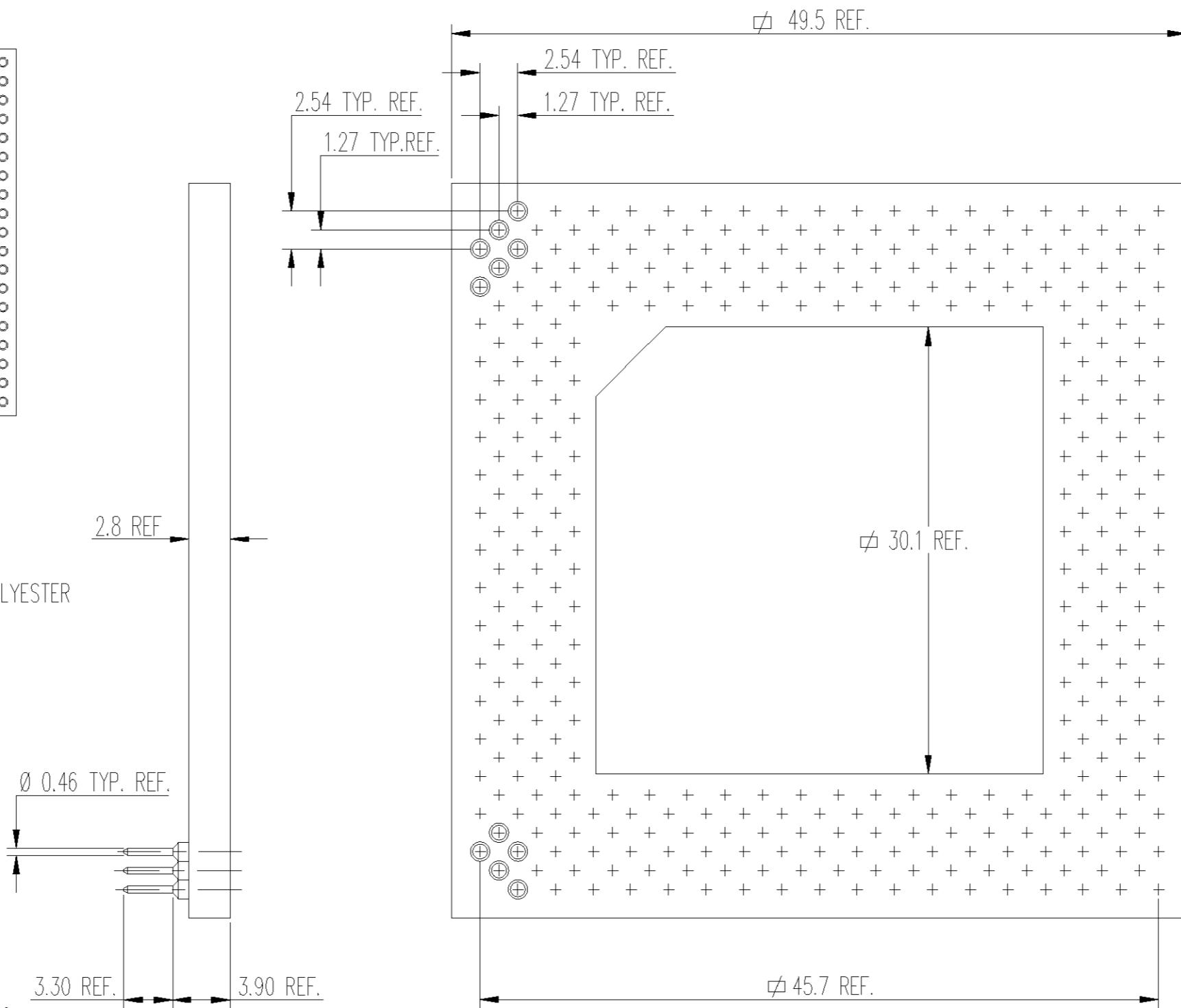
370 POSITIONS
SCALE 1:1

NOTE :

1. MATERIAL
 - INSULATOR : GLASSFILLED THERMOPLASTIC POLYESTER
 - SOLDER TAIL SLEEVE : BRASS
 - CLIP : STAMPED BERYLLIUM COPPER
2. SLEEVE PLATING:
 - PREFIX "0-" : 5µm Sn/Pb OVER 2-3µm Ni
 - PREFIX "1-" : 0.25µm Au OVER 2-3µm Ni
 - PREFIX "2-" : 0.75µm Au OVER 2-3µm Ni
3. INNER CONTACT PLATING
 - SUFFIX "-1" 0.25µm 18c. Au
 - SUFFIX "-3" 0.75µm 18c. Au
 - SUFFIX "-4" 0.75µm 24c. Au
 - SUFFIX "-5" 5µm MIN. Sn/Pb **
 - SUFFIX "-6" 0.1µm FLASH 24c. Au
 - ** ONLY WITH PREFIX "0-"
4. INNER SPRING CONTACT ACCEPT Ø 0.40 TO 0.56
OR RECTANGULAR PIN 0.25 x 0.45
6. MECHANICAL DATA WITH A Ø 0.43 TEST PIN :
 - MAX. INSERTION FORCE : 0.2N
 - MIN. EXTRACTION FORCE : 0.05N
 - MECHANICAL LIFE : 100 CYCLES MIN.

⚠ OBSOLETE PARTS: OBSOLETE CIS STREAMLINING PER D.RENAUD/D.SINISI
1-799278-1, 1-799278-4, 2-799278-1,
2-799278-3, 799278-4,

WAS 703-370-19-0-2200



RECOMMENDED P.C.
BOARD PATTERN

⚠ OBSOLETE

799278-1, 799278-2,
799278-5, 799278-6,
1-799278-2, 1-799278-5,
1-799278-6, 2-799278-4,
2-799278-6,

DIMENSIONS	mm									DRAWN S.CHANDEVAVLT 02 SEP 98	THIS INFORMATION IS CONFIDENTIAL AND IS DISCLOSED TO YOU ON CONDITION THAT NO FUTHER DISCLOSURE IS MADE BY YOU TO OTHER THAN AMP PERSONNEL WITHOUT WRITTEN AUTHORIZATION FROM DSM SWITZERLAND.
										CHECKED A.BOLIS 02 SEP 98	
SURFACE TEXTURE	N7 (✓)	A1	ECO-10-003194	KK	FEB10	HMR				APPROVED P.-A. MEIER 02 SEP 98	NAME ZIG-ZAG PIN GRID ARRAY IC SOCKET, 370 - 19/19
CONCENTRICITY	0.15	A	EW 00 00 39 01	EBRESSOUD	20 FEB 01					CUSTOMER DRAWING	
PRODUCT SPEC.		P	REV	ECN	DRWN	DATE	APVD			FOR REFERENCE ONLY	



DSM DECOLLETAGE SA SAINT-AURICE
CH 1890 SAINT-AURICE (VS)

LOC EK	SCALE 2/1	SIZE A4	DRAWING NO C - 799278	SHEET 1 of 1	REVISION A1
-----------	--------------	------------	--------------------------	-----------------	----------------