



Electrical specifications

Center Frequency: 250MHz
Bandwidth: 10MHz
Passband: 245 – 255MHz
Passband Insertion Loss: =< 5dB
Passband Return Loss: 10dB
Rejection: @240MHz =>20dB
Rejection 2: 260MHz => 20 dB
Attenuation: @220MHz 40dB
Attenuation 2: @280 – 500MHz 40dB
Power Handling: 0.1 Watt Max

+/-4 degree phase deviation from linear in the
247.5 - 252.5 MHz bandwidth

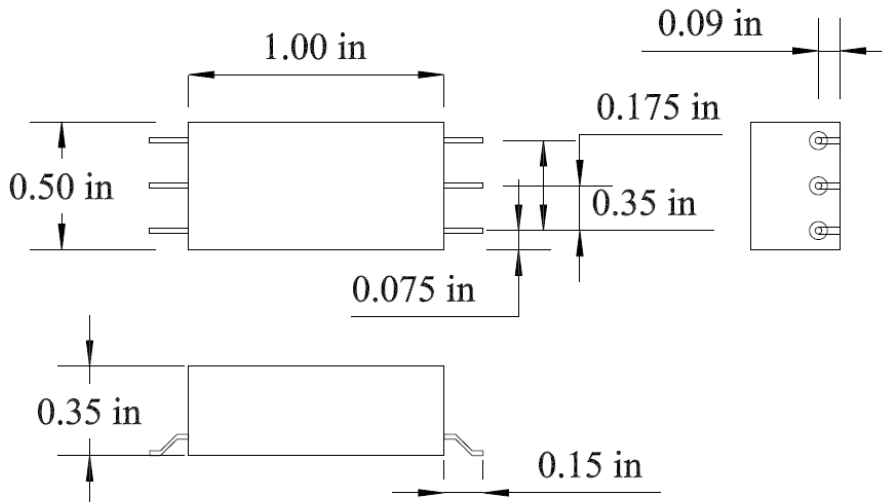
Mechanical

Mounting Method: SMT
Dimensions: 1.00" x 0.50" x 0.35" in.

Environmental

Operating Temperature: -45°C to +85°C
Storage Temperature: -55°C to +100°C

Outline Drawing:



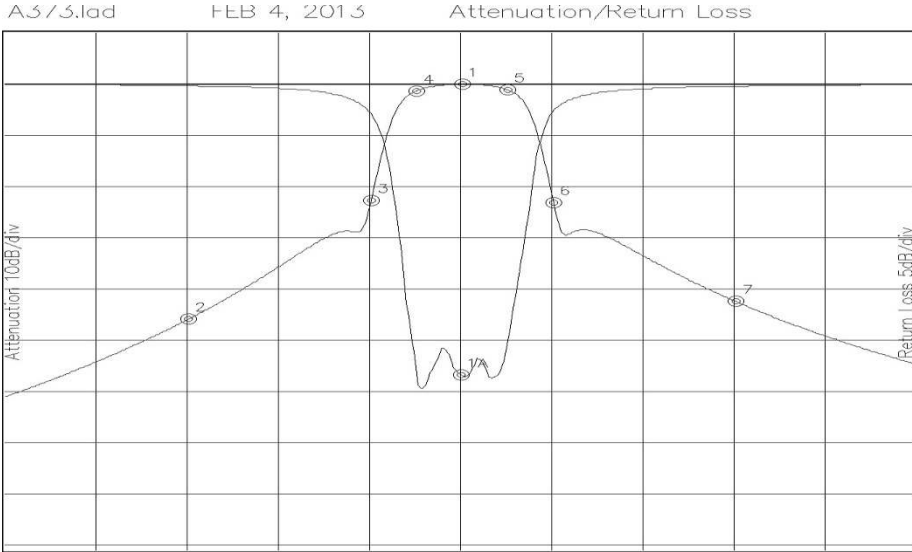


250MHz LC Bandpass Filter

Part Number: AE250B11032

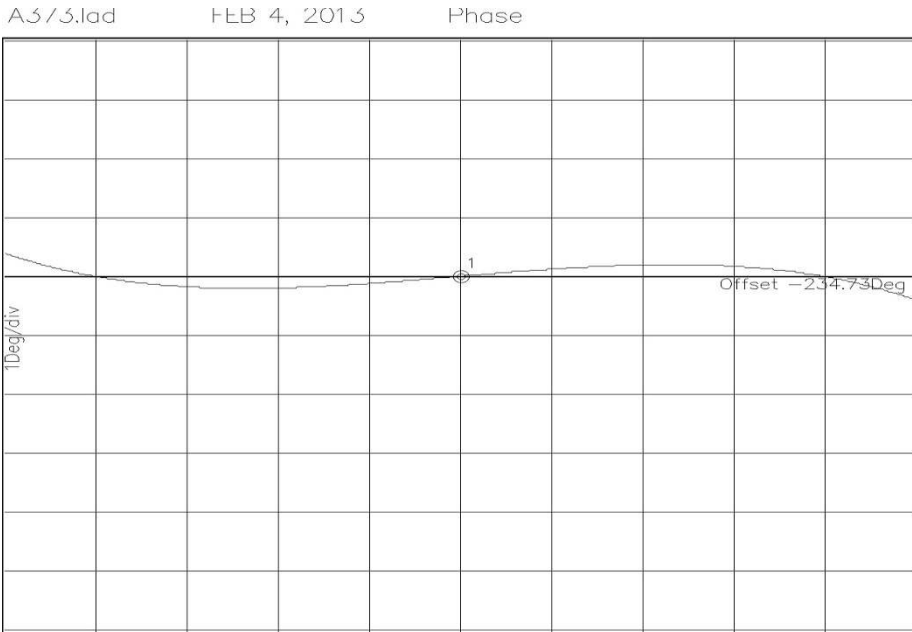


Plots:



Attenuation Start: 200.0MHz Stop: 300.0MHz Return Loss Start: 200.0MHz Stop: 300.0MHz
 Offset -3.4782dB

Marker 1 Freq 250.08MHz Atten 0.050dB	Marker 1A Freq 249.91MHz Ret Loss -28.234dB
Marker 2 Freq 220.03MHz Atten -45.648dB	
Marker 3 Freq 240.06MHz Atten -22.582dB	
Marker 4 Freq 245.07MHz Atten -1.222dB	
Marker 5 Freq 255.08MHz Atten -1.107dB	
Marker 6 Freq 260.09MHz Atten -23.006dB	
Marker 7 Freq 280.12MHz Atten -42.277dB	



Phase Start: 247.50MHz Stop: 252.50MHz
 Marker 1 Freq 249.99MHz Phase 0.005Deg