

UNR221x Series (UN221x Series)

Silicon NPN epitaxial planar type

For digital circuits

■ Features

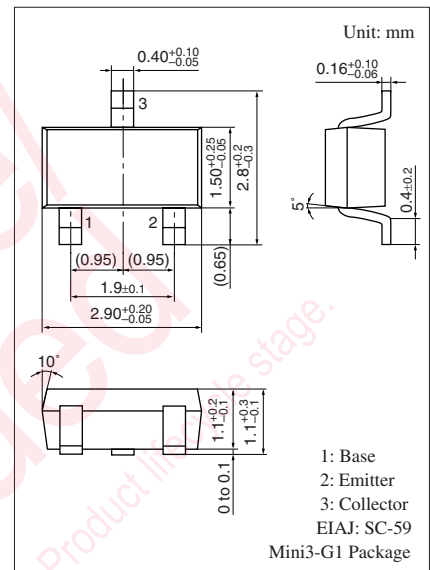
- Costs can be reduced through downsizing of the equipment and reduction of the number of parts.
- Mini type package allowing easy automatic insertion through tape packing and magazine packing

■ Resistance by Part Number

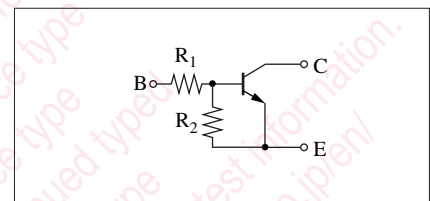
	Marking Symbol (R ₁)	(R ₂)
• UNR2210 (UN2210)	8L	47 kΩ —
• UNR2211 (UN2211)	8A	10 kΩ 10 kΩ
• UNR2212 (UN2212)	8B	22 kΩ 22 kΩ
• UNR2213 (UN2213)	8C	47 kΩ 47 kΩ
• UNR2214 (UN2214)	8D	10 kΩ 47 kΩ
• UNR2215 (UN2215)	8E	10 kΩ —
• UNR2216 (UN2216)	8F	4.7 kΩ —
• UNR2217 (UN2217)	8H	22 kΩ —
• UNR2218 (UN2218)	8I	0.51 kΩ 5.1 kΩ
• UNR2219 (UN2219)	8K	1 kΩ 10 kΩ
• UNR221D (UN221D)	8M	47 kΩ 10 kΩ
• UNR221E (UN221E)	8N	47 kΩ 22 kΩ
• UNR221F (UN221F)	8O	4.7 kΩ 10 kΩ
• UNR221K (UN221K)	8P	10 kΩ 4.7 kΩ
• UNR221L (UN221L)	8Q	4.7 kΩ 4.7 kΩ
• UNR221M (UN221M)	EL	2.2 kΩ 47 kΩ
• UNR221N (UN221N)	EX	4.7 kΩ 47 kΩ
• UNR221T (UN221T)	EZ	22 kΩ 47 kΩ
• UNR221V (UN221V)	FD	2.2 kΩ 2.2 kΩ
• UNR221Z (UN221Z)	FF	4.7 kΩ 22 kΩ

■ Absolute Maximum Ratings T_a = 25°C

Parameter	Symbol	Rating	Unit
Collector-base voltage (Emitter open)	V _{CBO}	50	V
Collector-emitter voltage (Base open)	V _{CEO}	50	V
Collector current	I _C	100	mA
Total power dissipation	P _T	200	mW
Junction temperature	T _j	150	°C
Storage temperature	T _{stg}	-55 to +150	°C



Internal Connection



Note) The part numbers in the parenthesis show conventional part number.

■ Electrical Characteristics $T_a = 25^\circ\text{C} \pm 3^\circ\text{C}$

Parameter		Symbol	Conditions	Min	Typ	Max	Unit	
Collector-base voltage (Emitter open)		V_{CBO}	$I_C = 10 \mu\text{A}, I_E = 0$	50			V	
Collector-emitter voltage (Base open)		V_{CEO}	$I_C = 2 \text{ mA}, I_B = 0$	50			V	
Collector-base cutoff current (Emitter open)		I_{CBO}	$V_{CB} = 50 \text{ V}, I_E = 0$			0.1	μA	
Collector-emitter cutoff current (Base open)		I_{CEO}	$V_{CE} = 50 \text{ V}, I_B = 0$			0.5	μA	
Emitter-base cutoff current (Collector open)	UNR2210/2215/2216/2217	I_{EBO}	$V_{EB} = -6 \text{ V}, I_C = 0$			0.01	mA	
	UNR2213					0.1		
	UNR2212/2214/221D/ 221E/221M/221N/221T					0.2		
	UNR221Z					0.4		
	UNR2211					0.5		
	UNR221F/221K					1.0		
	UNR2219					1.5		
	UNR2218/221L/221V					2.0		
Forward current transfer ratio	UNR221V	h_{FE}	$V_{CE} = 10 \text{ V}, I_C = 5 \text{ mA}$	6		20	—	
	UNR2218/221K/221L			20				
	UNR2219/221D/221F			30				
	UNR2211			35				
	UNR2212/221E			60				
	UNR221Z			60	200			
	UNR2213/2214/221M			80				
	UNR221N/221T			80	400			
	UNR2210*/2215*/2216*/2217*			160	460			
Collector-emitter saturation voltage		$V_{CE(sat)}$	$I_C = 10 \text{ mA}, I_B = 0.3 \text{ mA}$			0.25	V	
	UNR221V			$I_C = 10 \text{ mA}, I_B = 1.5 \text{ mA}$				
Output voltage high-level		V_{OH}	$V_{CC} = 5 \text{ V}, V_B = 0.5 \text{ V}, R_L = 1 \text{ k}\Omega$	4.9			V	
Output voltage low-level		V_{OL}	$V_{CC} = 5 \text{ V}, V_B = 2.5 \text{ V}, R_L = 1 \text{ k}\Omega$			0.2	V	
				UNR2213/221K	$V_{CC} = 5 \text{ V}, V_B = 3.5 \text{ V}, R_L = 1 \text{ k}\Omega$			
				UNR221D	$V_{CC} = 5 \text{ V}, V_B = 10 \text{ V}, R_L = 1 \text{ k}\Omega$			
				UNR221E	$V_{CC} = 5 \text{ V}, V_B = 6 \text{ V}, R_L = 1 \text{ k}\Omega$			
Transition frequency		f_T	$V_{CB} = 10 \text{ V}, I_E = -2 \text{ mA}, f = 200 \text{ MHz}$		150		MHz	
Input resistance	UNR2218	R_i		-30%	0.51	+30%	k Ω	
	UNR2219				1.0			
	UNR221M/211V				2.2			
	UNR2216/221F/221L/ 221N/221Z				4.7			
	UNR2211/2214/2215/221K				10			
	UNR2212/2217/221T				22			
	UNR2210/2213/221D/221E				47			

Note) 1. Measuring methods are based on JAPANESE INDUSTRIAL STANDARD JIS C 7030 measuring methods for transistors.

2. *: Rank classification

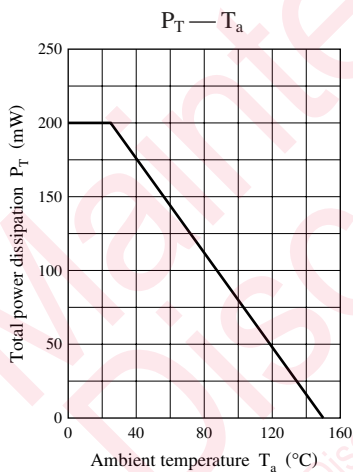
Rank	Q	R	S	No-rank
h_{FE}	160 to 260	210 to 340	290 to 460	160 to 460

■ Electrical Characteristics (continued) $T_a = 25^\circ\text{C} \pm 3^\circ\text{C}$

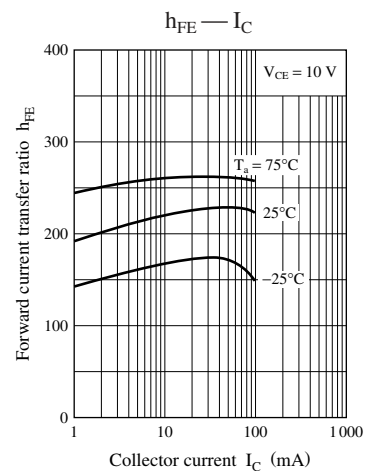
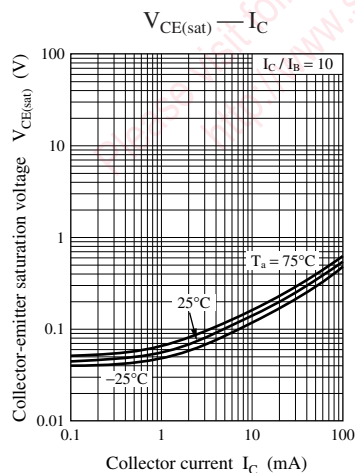
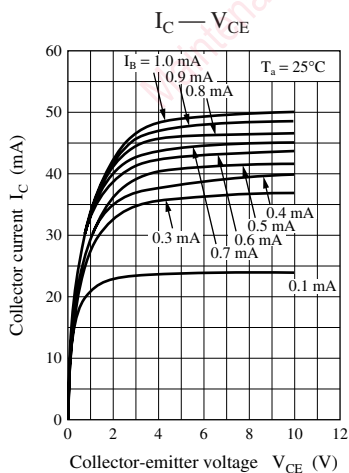
Parameter	Symbol	Conditions	Min	Typ	Max	Unit
Resistance ratio	UNR221M	R_1/R_2		0.047		—
	UNR221N			0.1		
	UNR2218/2219		0.08	0.10	0.12	
	UNR221Z			0.21		
	UNR2214		0.17	0.21	0.25	
	UNR221T			0.47		
	UNR221F		0.37	0.47	0.57	
	UNR221V			1.0		
	UNR2211/2212/2213/221L		0.8	1.0	1.2	
	UNR221K		1.70	2.13	2.60	
	UNR221E		1.70	2.14	2.60	
	UNR221D		3.7	4.7	5.7	

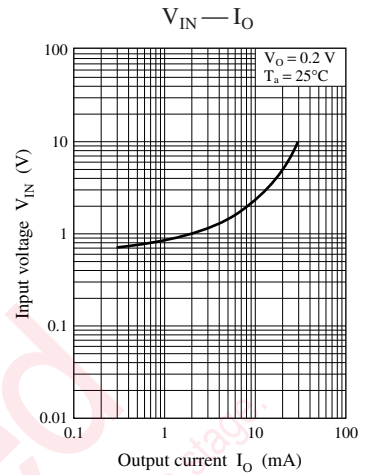
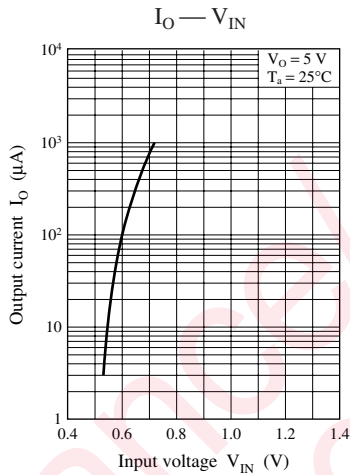
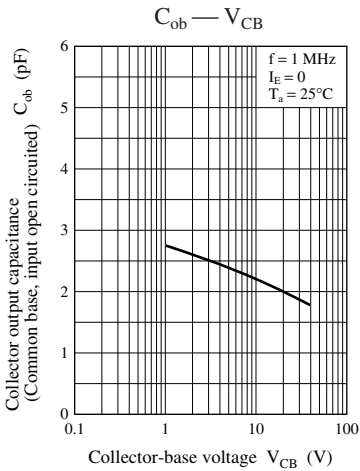
Note) Measuring methods are based on JAPANESE INDUSTRIAL STANDARD JIS C 7030 measuring methods for transistors.

Common characteristics chart

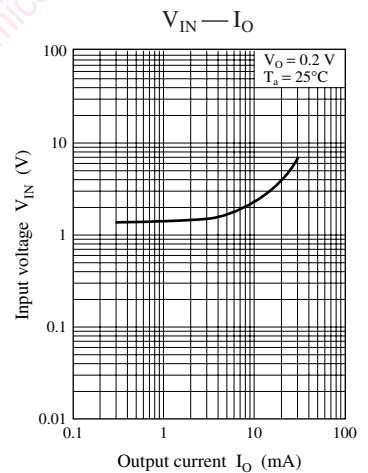
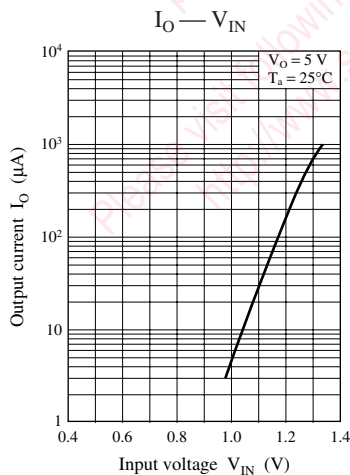
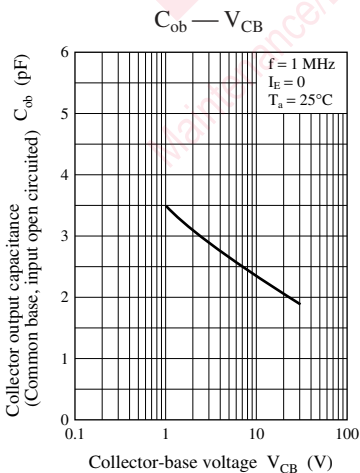
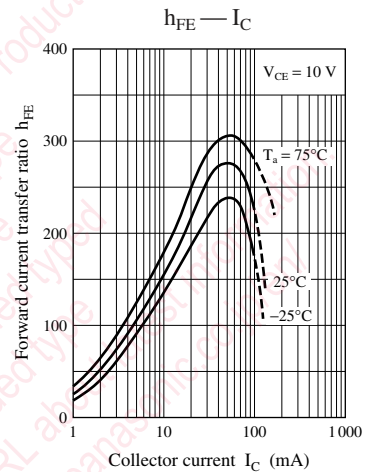
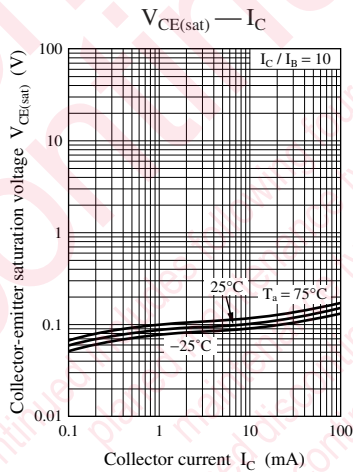
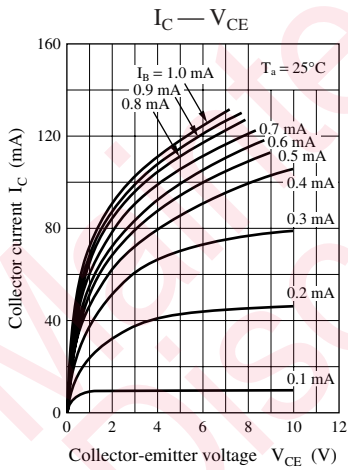


Characteristics charts of UNR2210

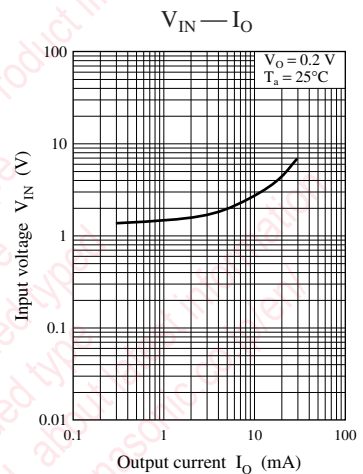
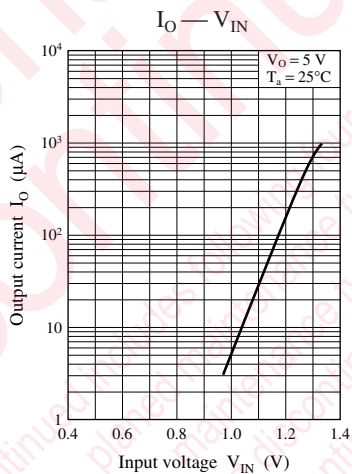
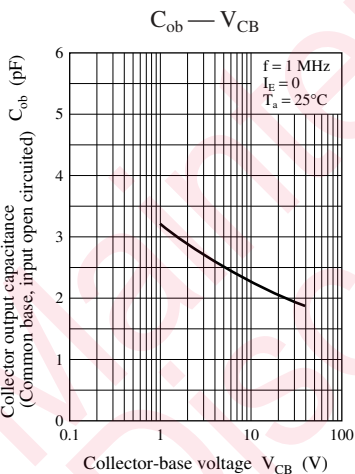
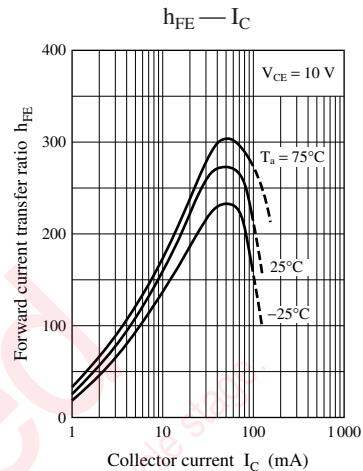
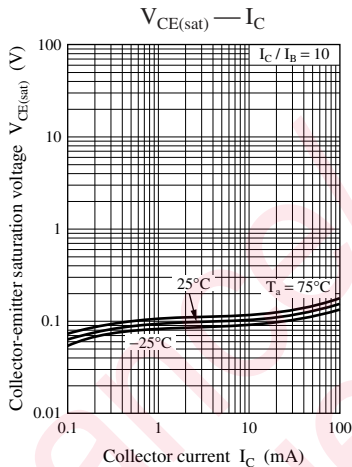
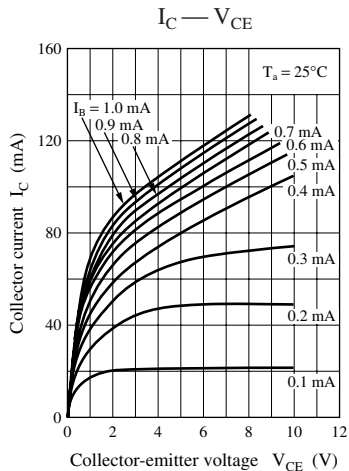




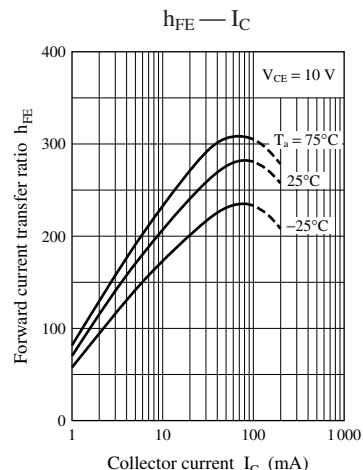
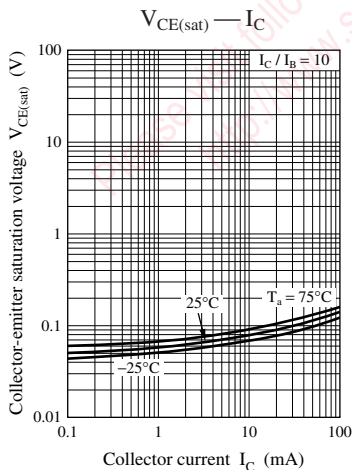
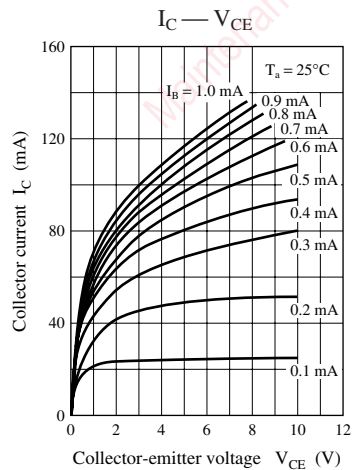
Characteristics charts of UNR2211

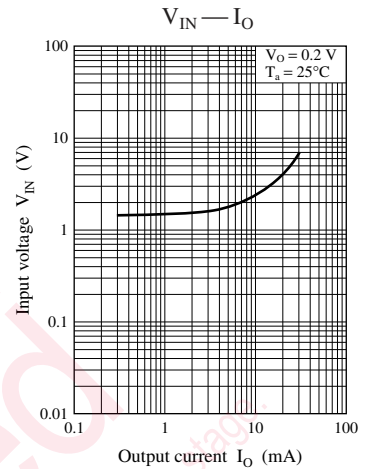
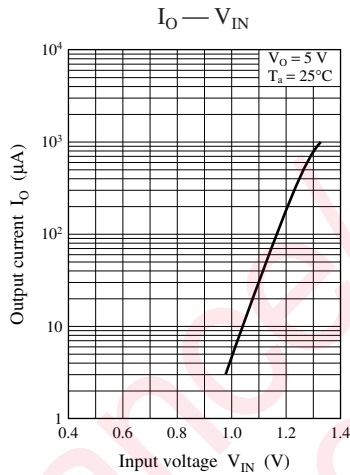
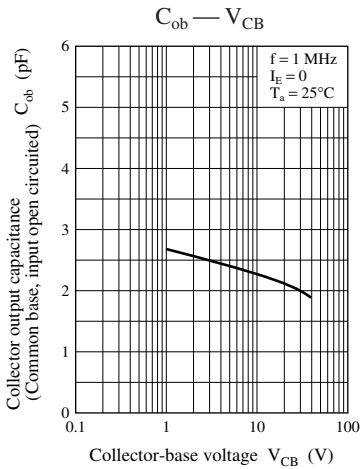


Characteristics charts of UNR2212

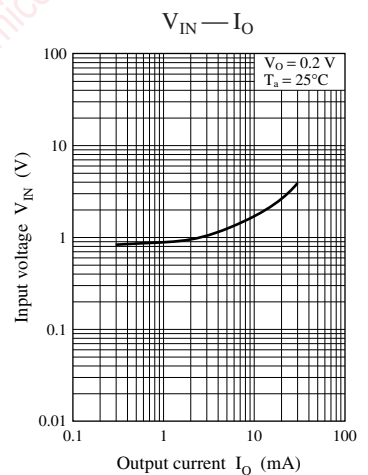
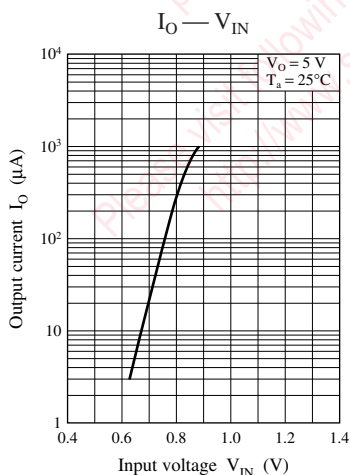
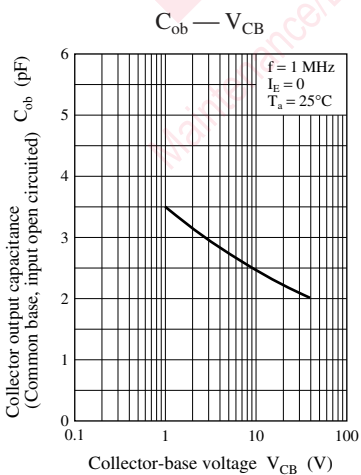
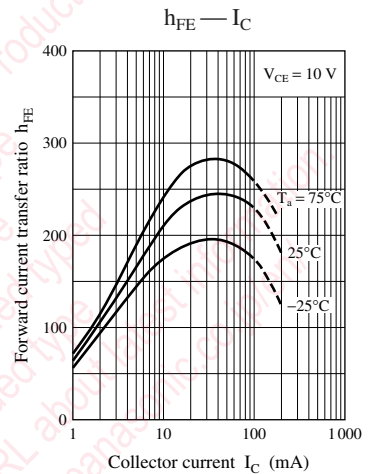
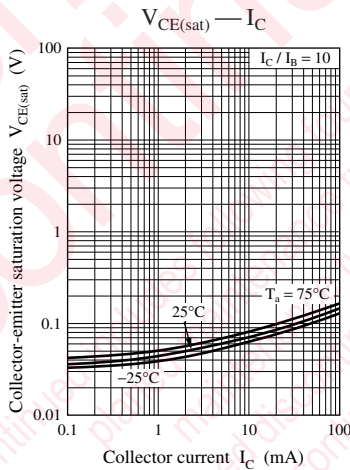
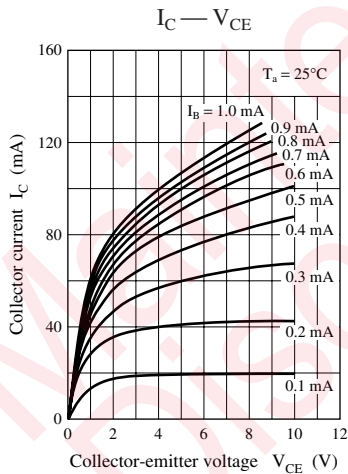


Characteristics charts of UNR2213

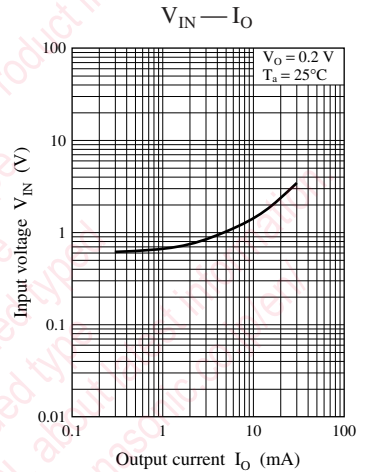
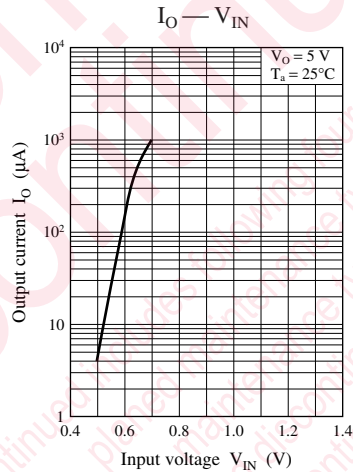
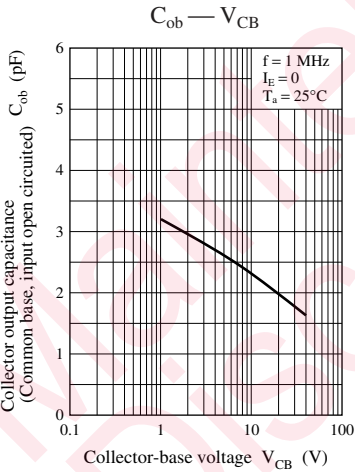
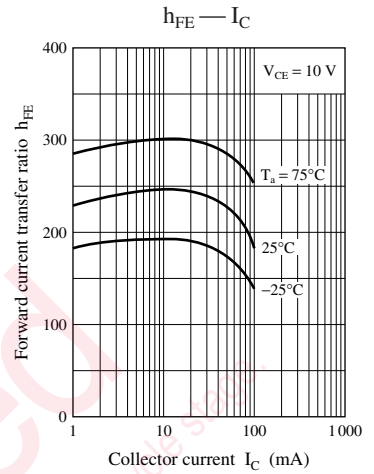
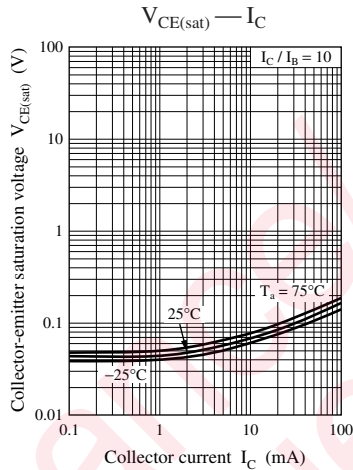
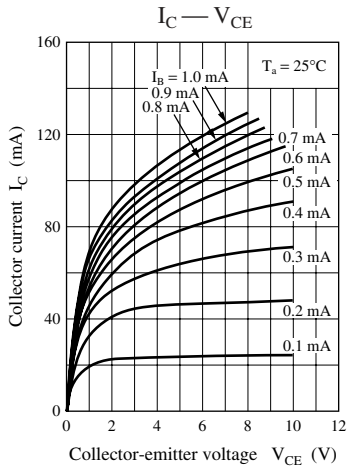




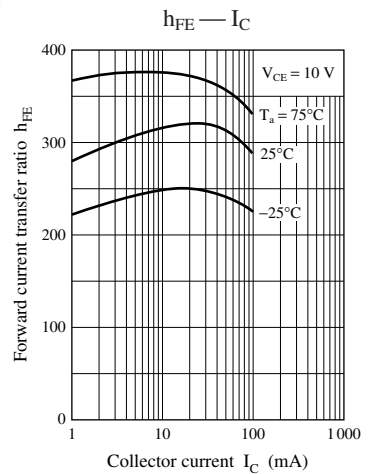
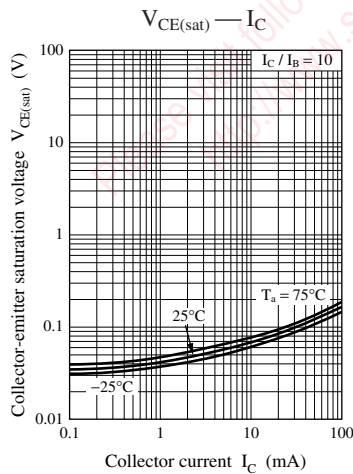
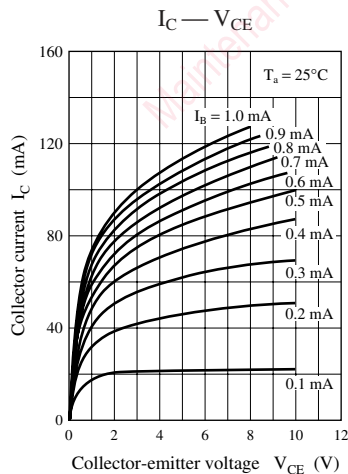
Characteristics charts of UNR2214

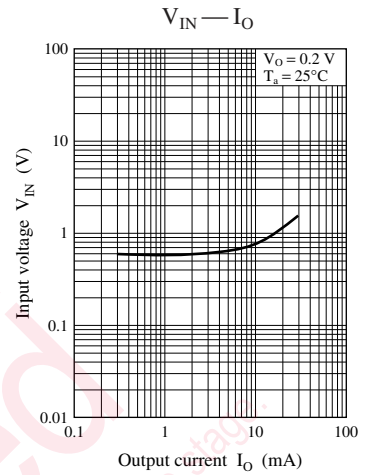
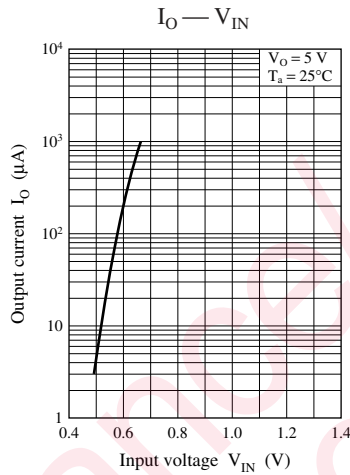
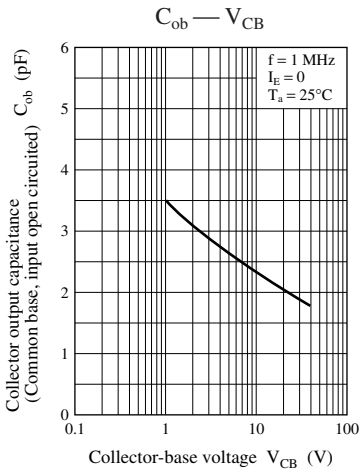


Characteristics charts of UNR2215

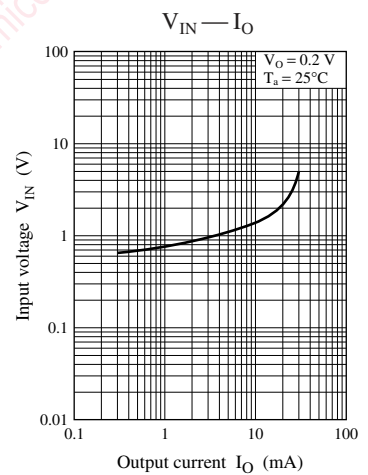
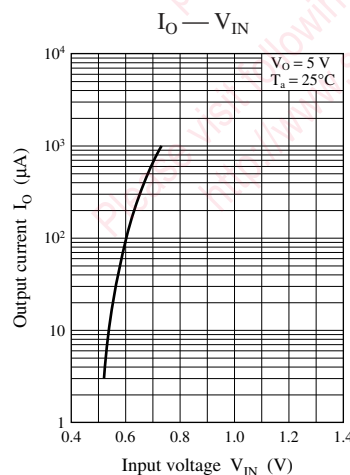
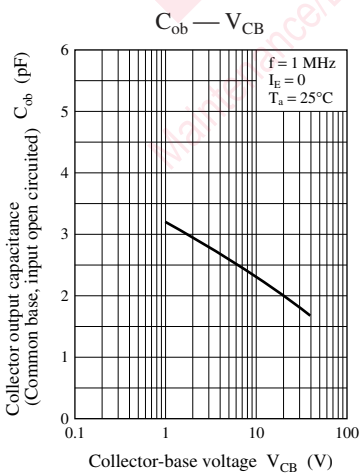
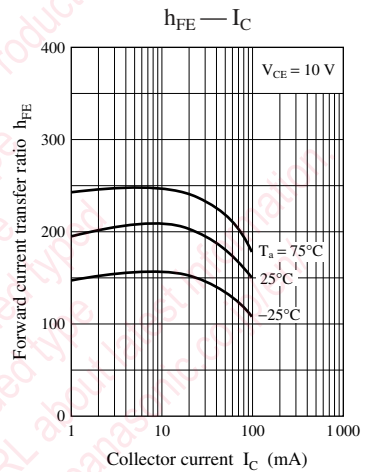
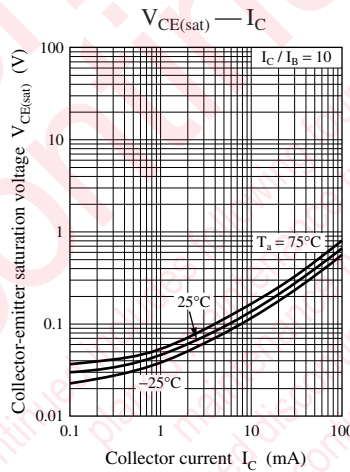
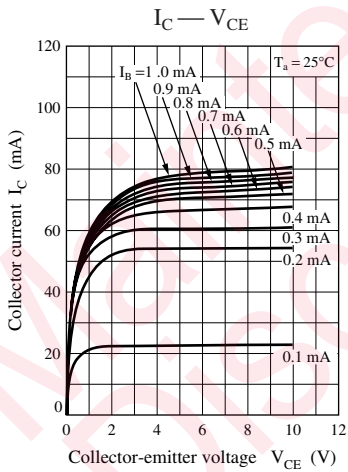


Characteristics charts of UNR2216

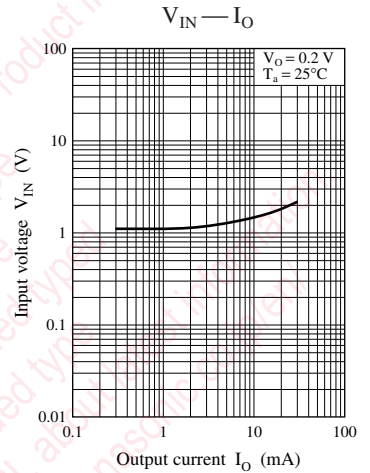
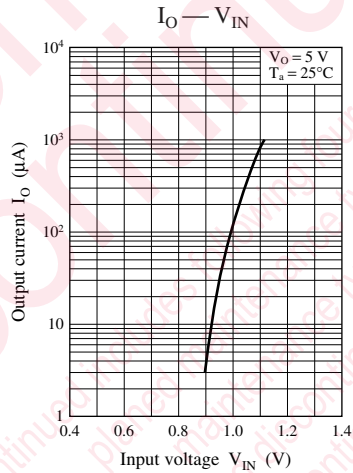
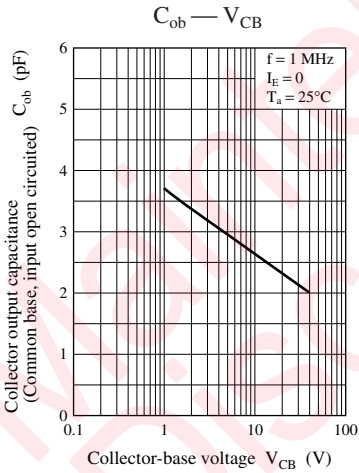
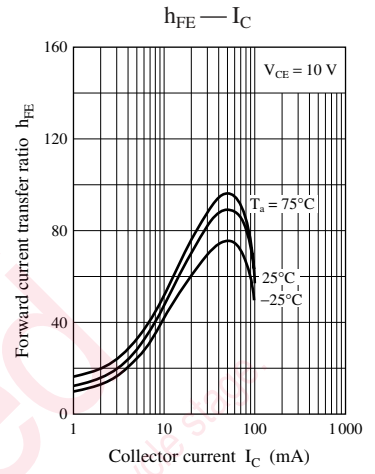
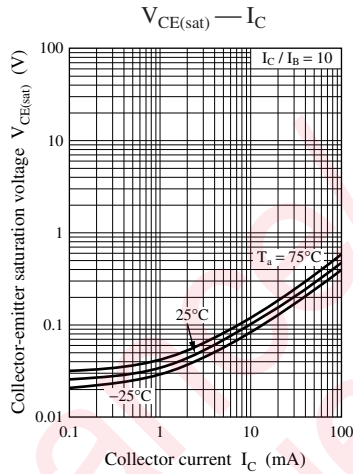
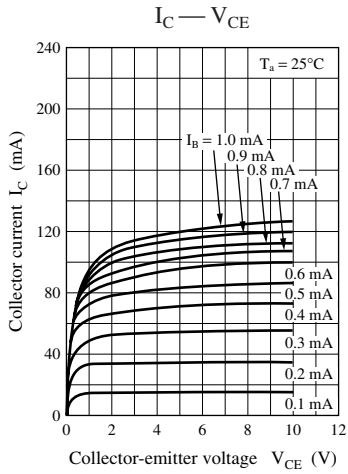




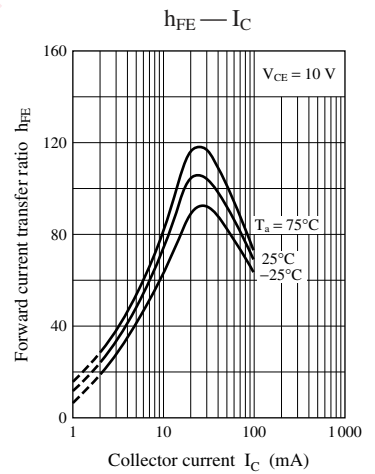
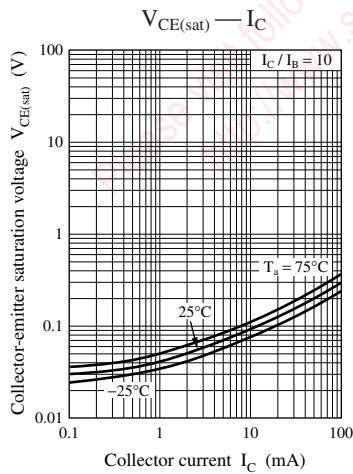
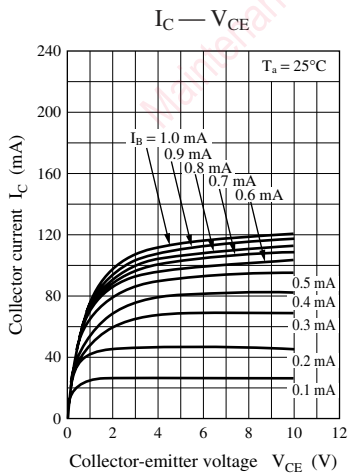
Characteristics charts of UNR2217

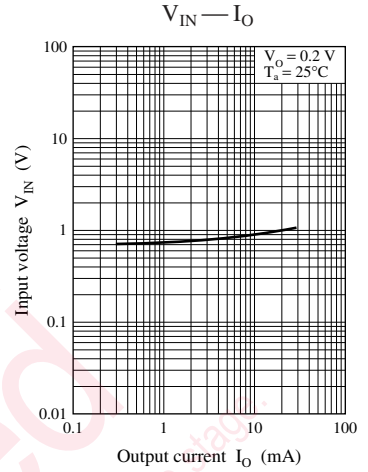
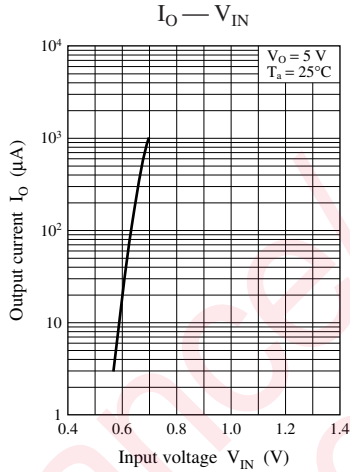
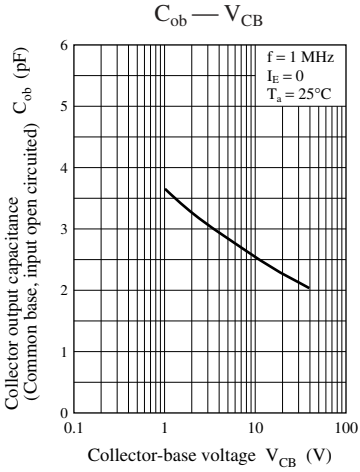


Characteristics charts of UNR2218

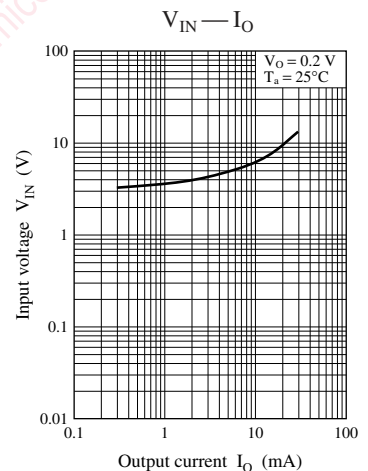
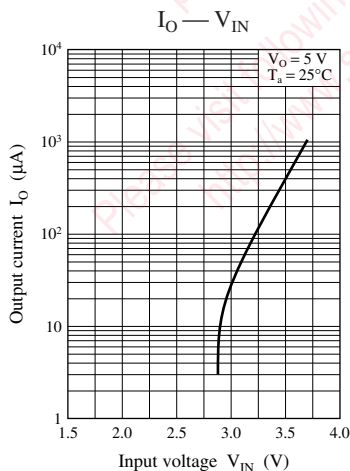
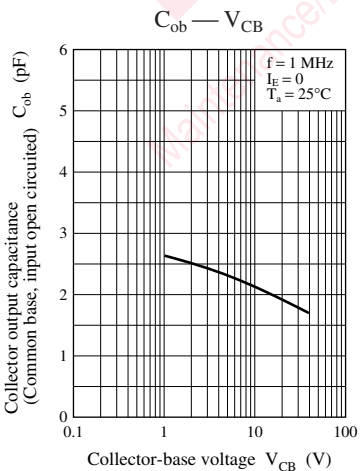
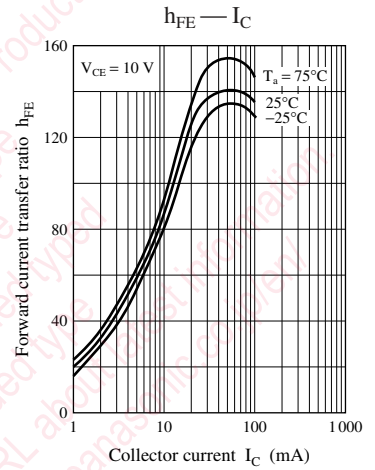
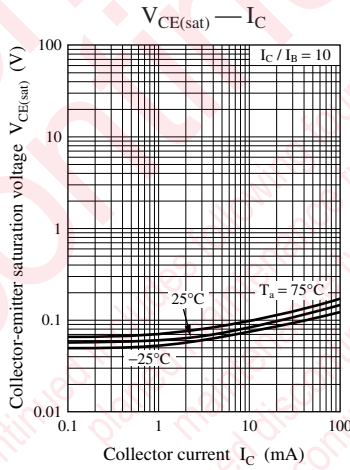
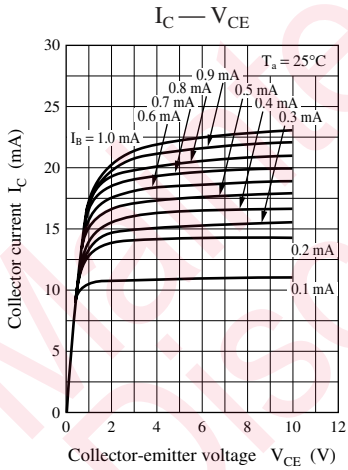


Characteristics charts of UNR2219

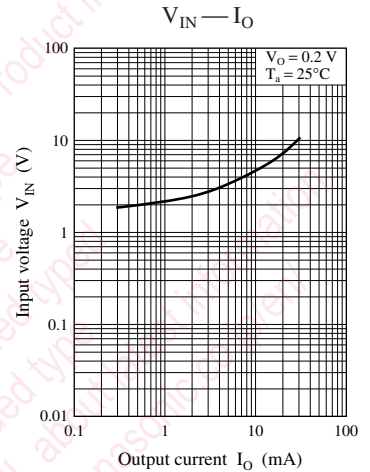
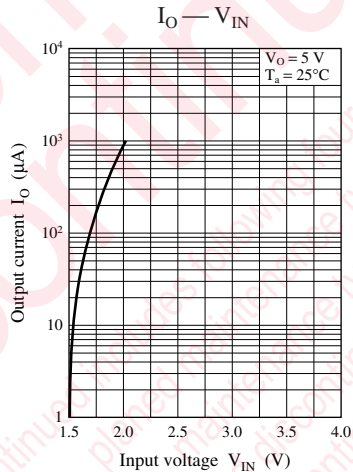
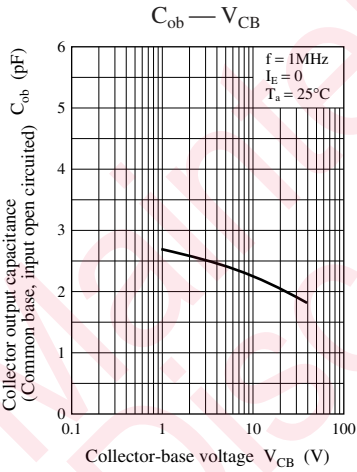
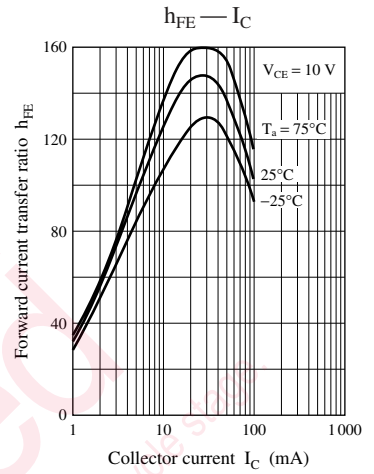
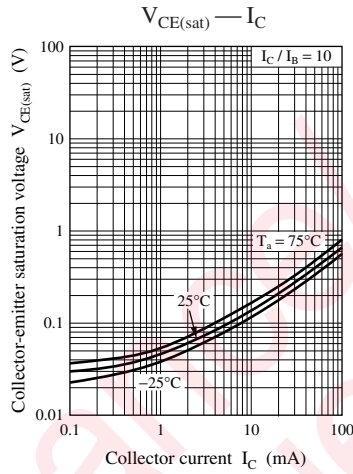
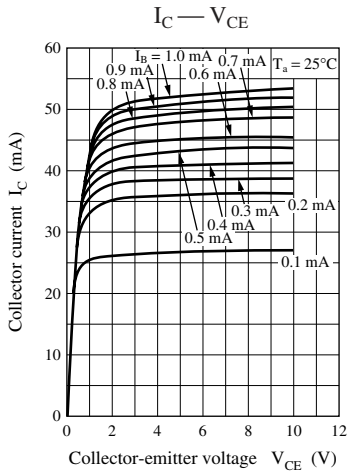




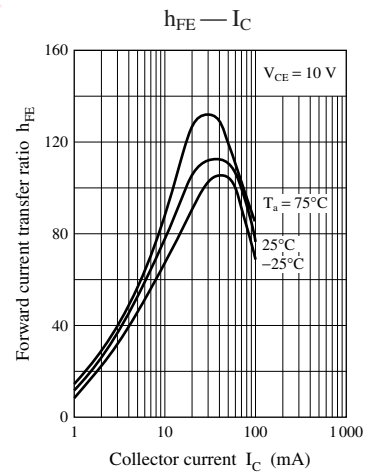
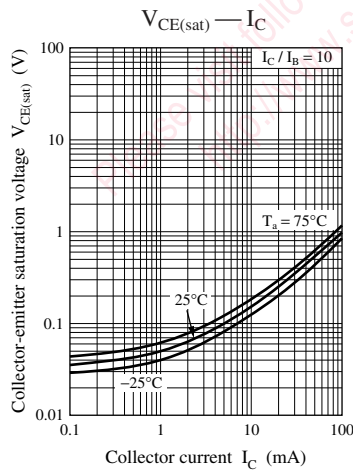
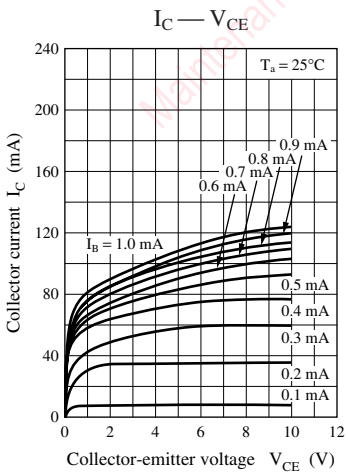
Characteristics charts of UNR221D

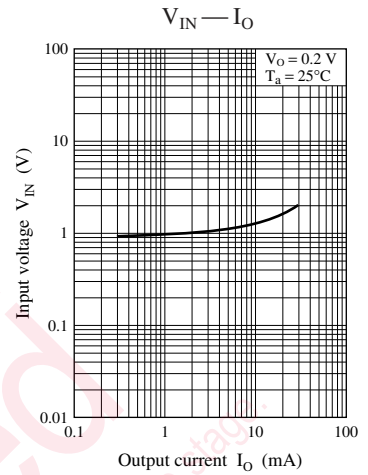
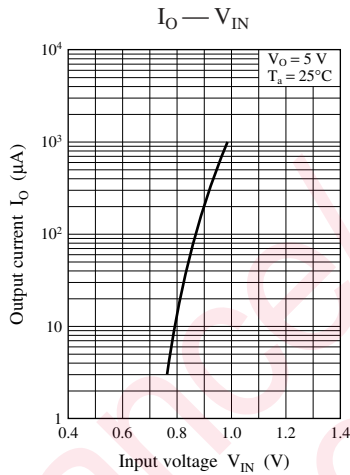
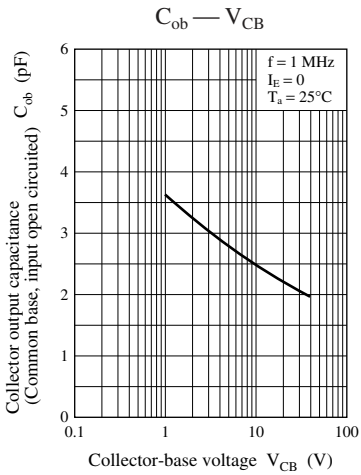


Characteristics charts of UNR221E

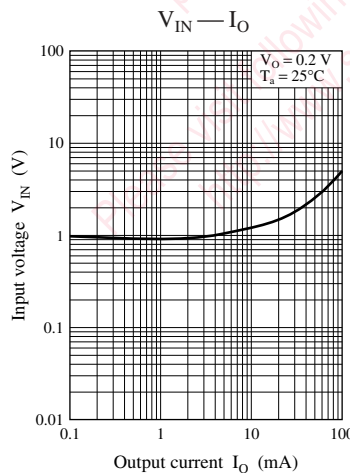
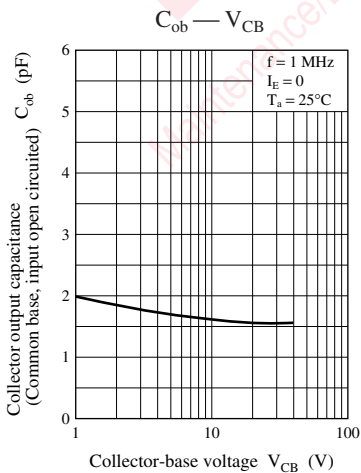
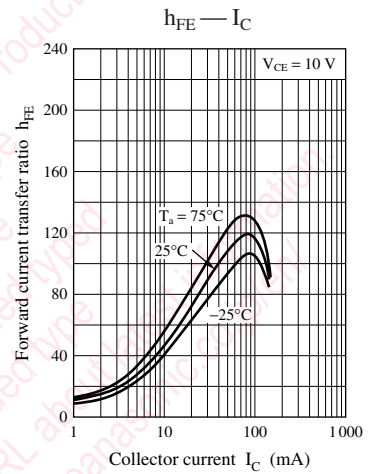
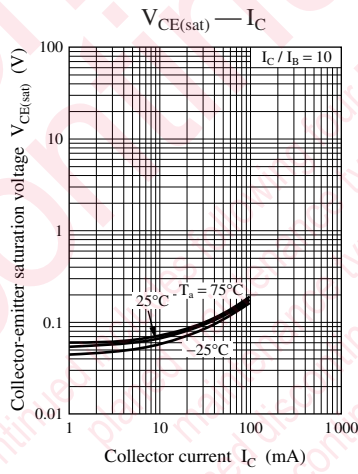
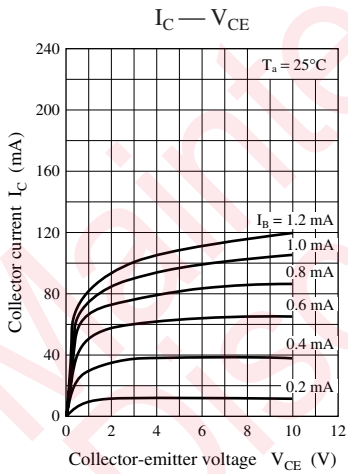


Characteristics charts of UNR221F

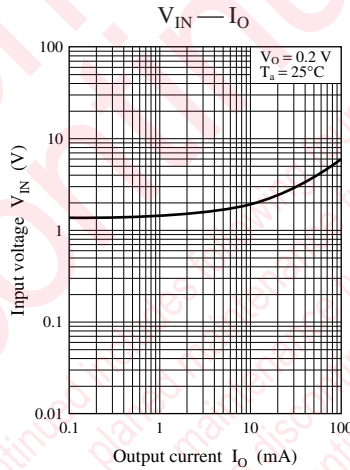
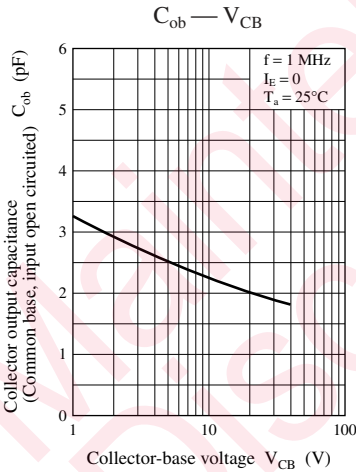
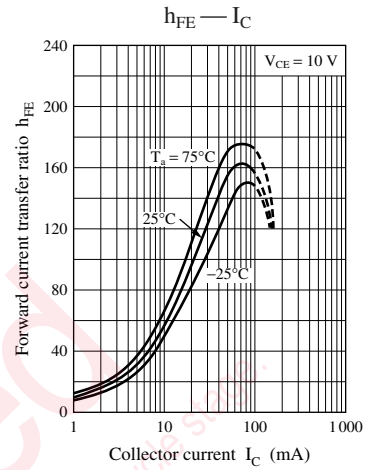
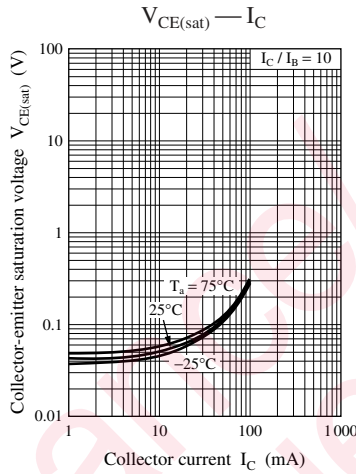
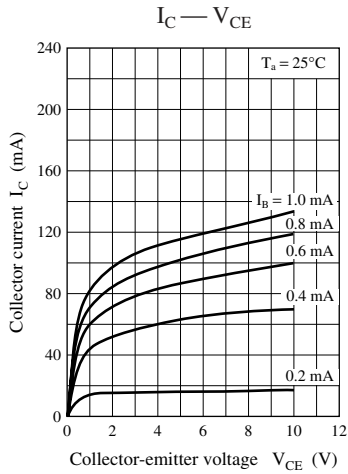




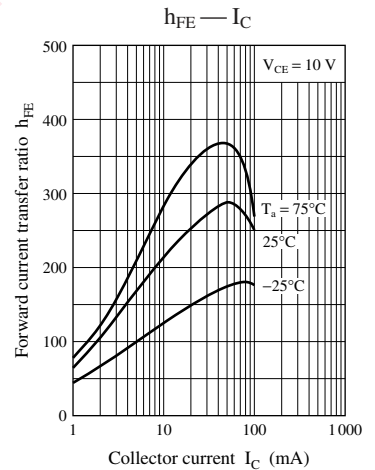
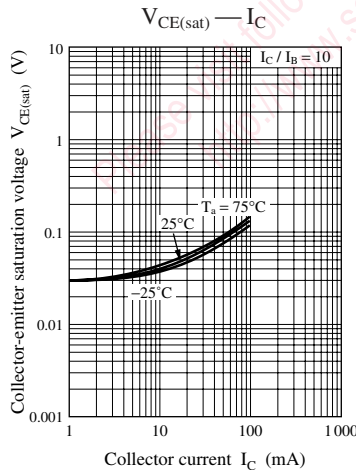
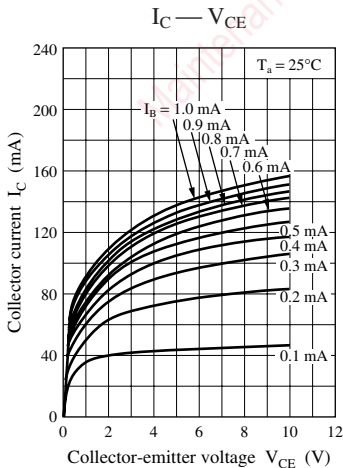
Characteristics charts of UNR221K

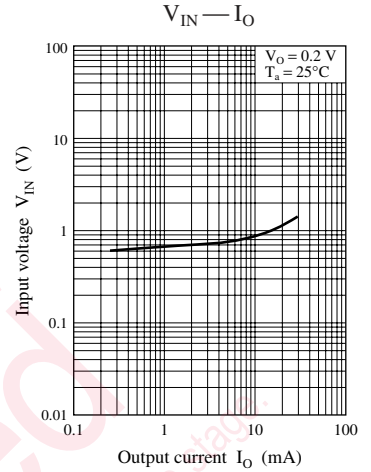
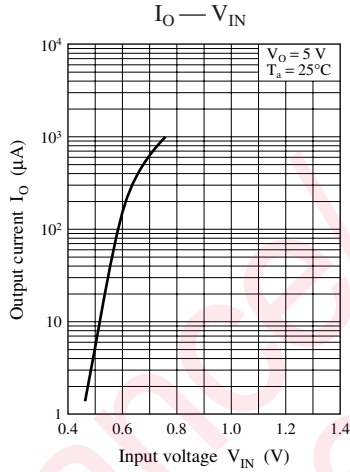
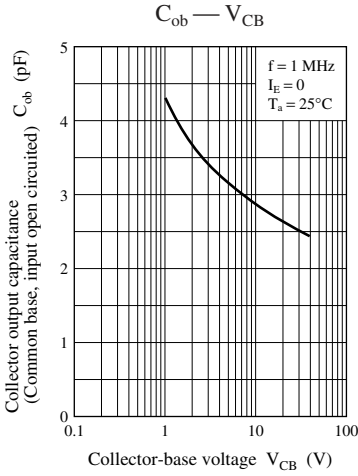


Characteristics charts of UNR221L

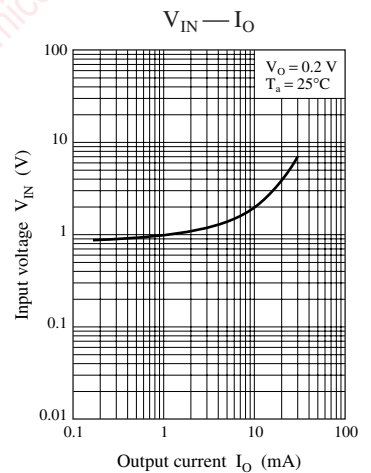
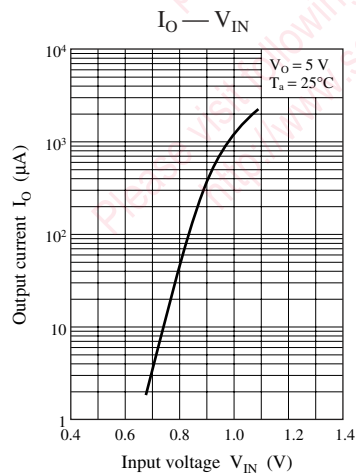
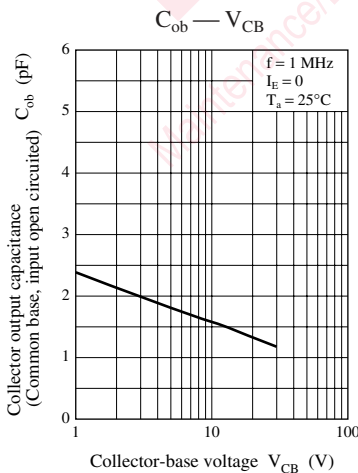
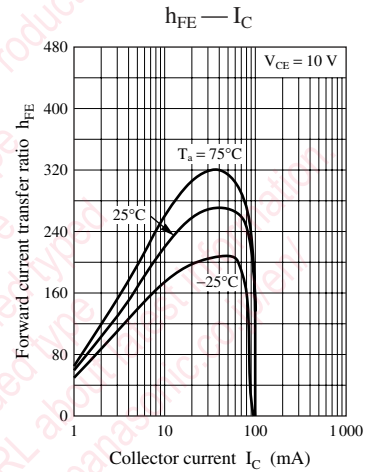
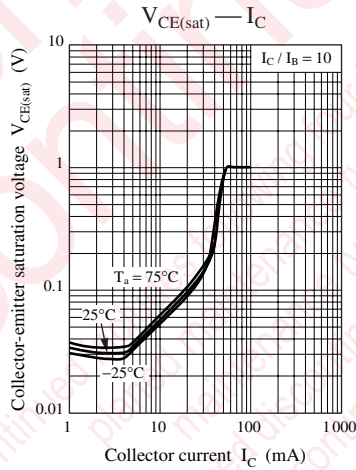
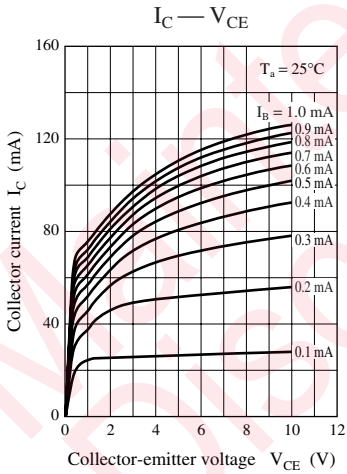


Characteristics charts of UNR221M

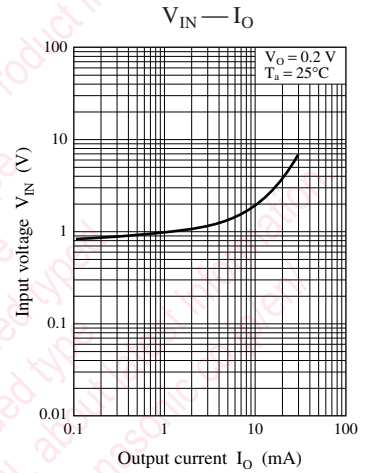
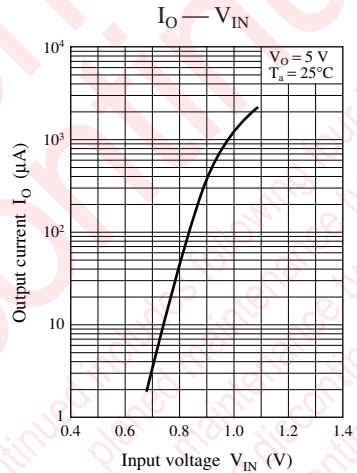
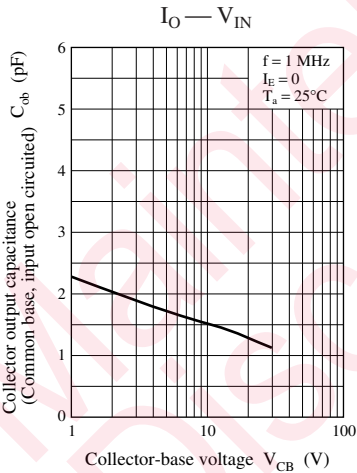
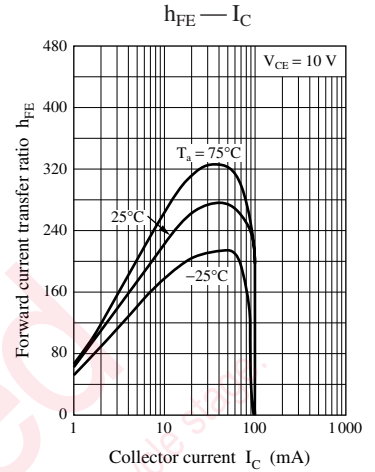
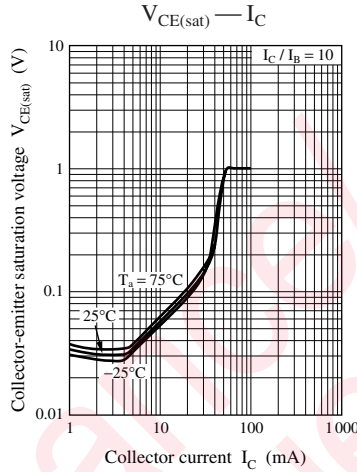
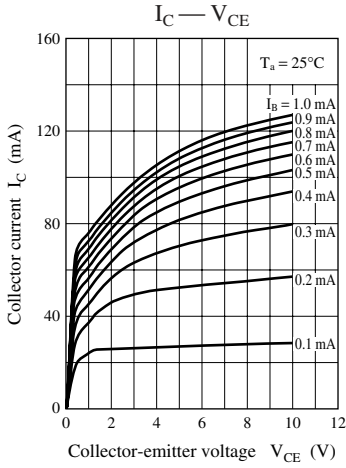




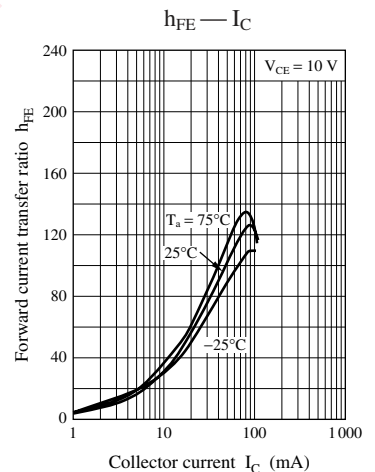
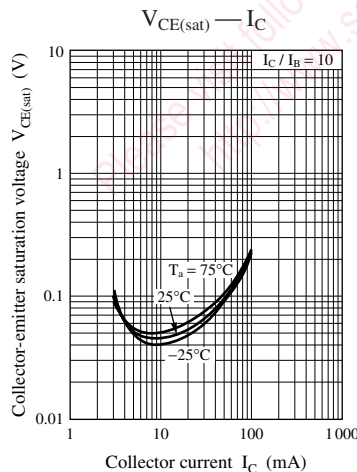
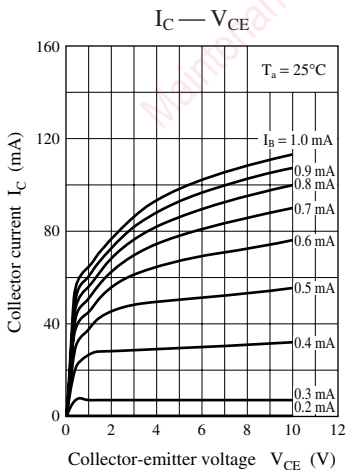
Characteristics charts of UNR221N

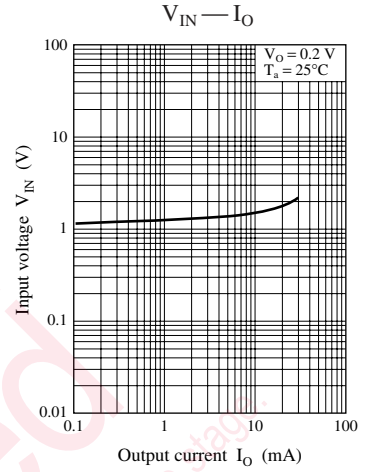
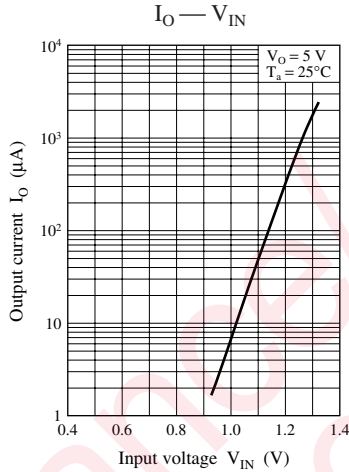
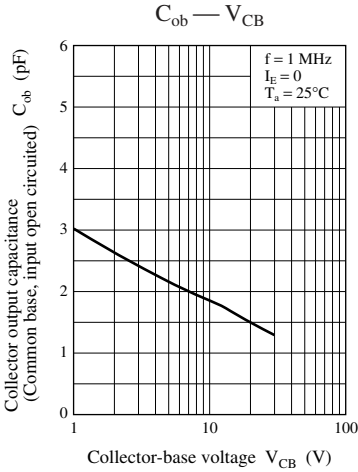


Characteristics charts of UNR221T

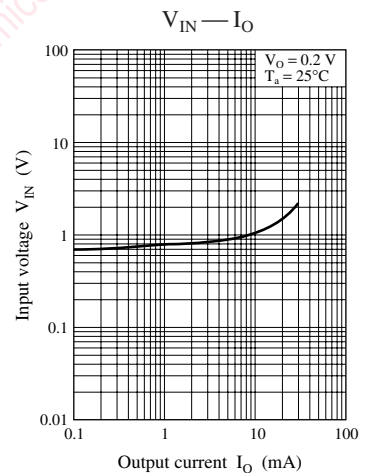
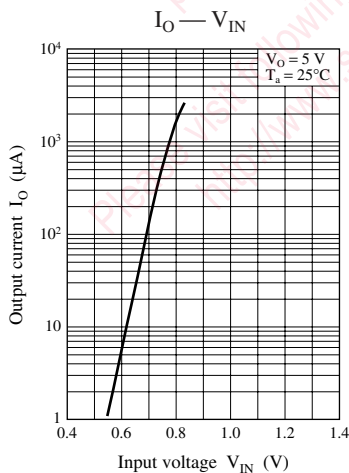
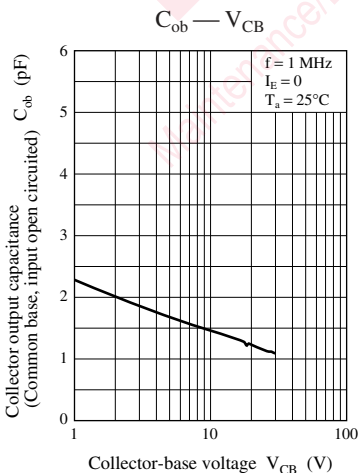
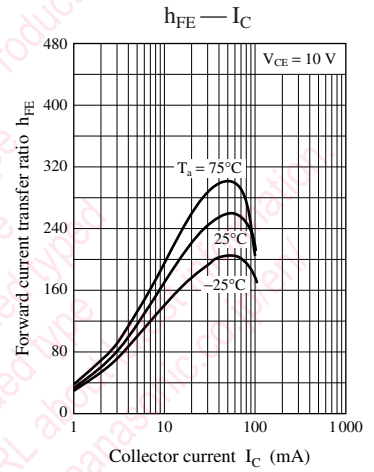
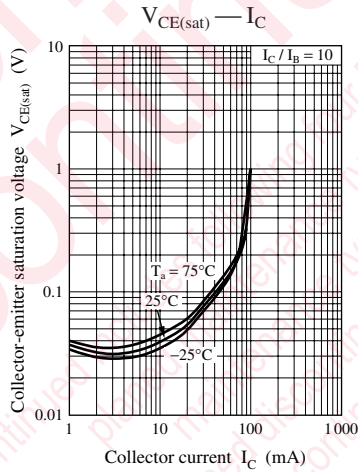
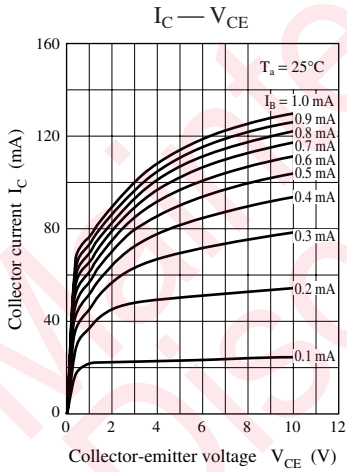


Characteristics charts of UNR221V





Characteristics charts of UNR221Z



Request for your special attention and precautions in using the technical information and semiconductors described in this book

- (1) If any of the products or technical information described in this book is to be exported or provided to non-residents, the laws and regulations of the exporting country, especially, those with regard to security export control, must be observed.
- (2) The technical information described in this book is intended only to show the main characteristics and application circuit examples of the products, and no license is granted under any intellectual property right or other right owned by our company or any other company. Therefore, no responsibility is assumed by our company as to the infringement upon any such right owned by any other company which may arise as a result of the use of technical information described in this book.
- (3) The products described in this book are intended to be used for standard applications or general electronic equipment (such as office equipment, communications equipment, measuring instruments and household appliances).
Consult our sales staff in advance for information on the following applications:
 - Special applications (such as for airplanes, aerospace, automobiles, traffic control equipment, combustion equipment, life support systems and safety devices) in which exceptional quality and reliability are required, or if the failure or malfunction of the products may directly jeopardize life or harm the human body.
 - Any applications other than the standard applications intended.
- (4) The products and product specifications described in this book are subject to change without notice for modification and/or improvement. At the final stage of your design, purchasing, or use of the products, therefore, ask for the most up-to-date Product Standards in advance to make sure that the latest specifications satisfy your requirements.
- (5) When designing your equipment, comply with the range of absolute maximum rating and the guaranteed operating conditions (operating power supply voltage and operating environment etc.). Especially, please be careful not to exceed the range of absolute maximum rating on the transient state, such as power-on, power-off and mode-switching. Otherwise, we will not be liable for any defect which may arise later in your equipment.
Even when the products are used within the guaranteed values, take into the consideration of incidence of break down and failure mode, possible to occur to semiconductor products. Measures on the systems such as redundant design, arresting the spread of fire or preventing glitch are recommended in order to prevent physical injury, fire, social damages, for example, by using the products.
- (6) Comply with the instructions for use in order to prevent breakdown and characteristics change due to external factors (ESD, EOS, thermal stress and mechanical stress) at the time of handling, mounting or at customer's process. When using products for which damp-proof packing is required, satisfy the conditions, such as shelf life and the elapsed time since first opening the packages.
- (7) This book may be not reprinted or reproduced whether wholly or partially, without the prior written permission of Matsushita Electric Industrial Co., Ltd.