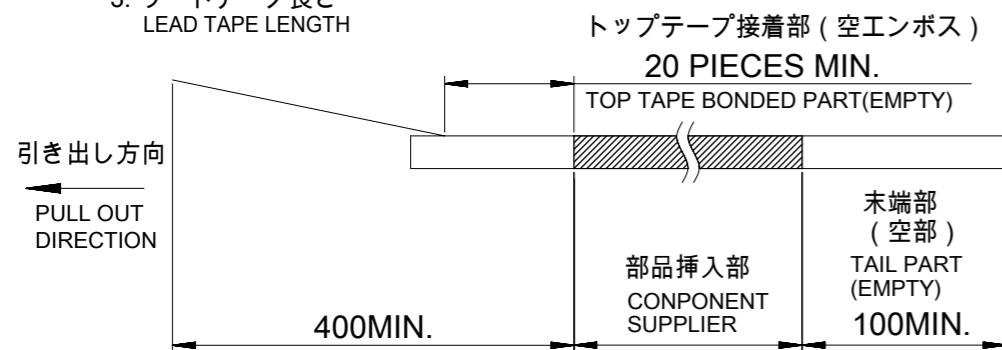


NOTES

- 製品詳細寸法は製品単体図面を参照して下さい。
FOR DETAIL OF CONNECTOR DIMENSIONS, PLEASE SEE THE DRAWING OF CONNECTOR ITSELF (NOT PACKAGED).
- 梱包数量 : 700個
NUMBER OF CONNECTORS : 700 PIECES/REEL.
- リードテープ長さ
LEAD TAPE LENGTH

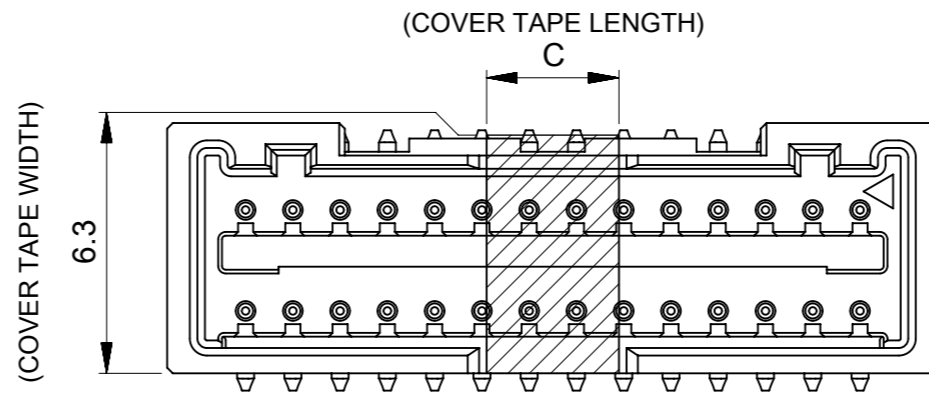
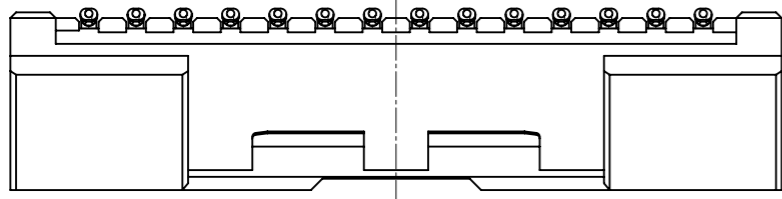


- 材料 MATERIAL
キャリアテープ : ポリスチレン (PS)
CARRIER TAPE : POLYSTYRENE (PS)
トップテープ : ポリエステル (PET)、その他
TOP TAPE : POLYESTER (PET)、OTHER
リール : ポリスチレン (PS) <リサイクル材を含む>
REEL : POLYSTYRENE (PS) <RECYCLE MATERIAL CONTAINED>
- トップテープの剥離強度については、IEC60286-3に準拠
TOP TAPE PEEL FORCE IS DEFINED BY IEC60286-3.

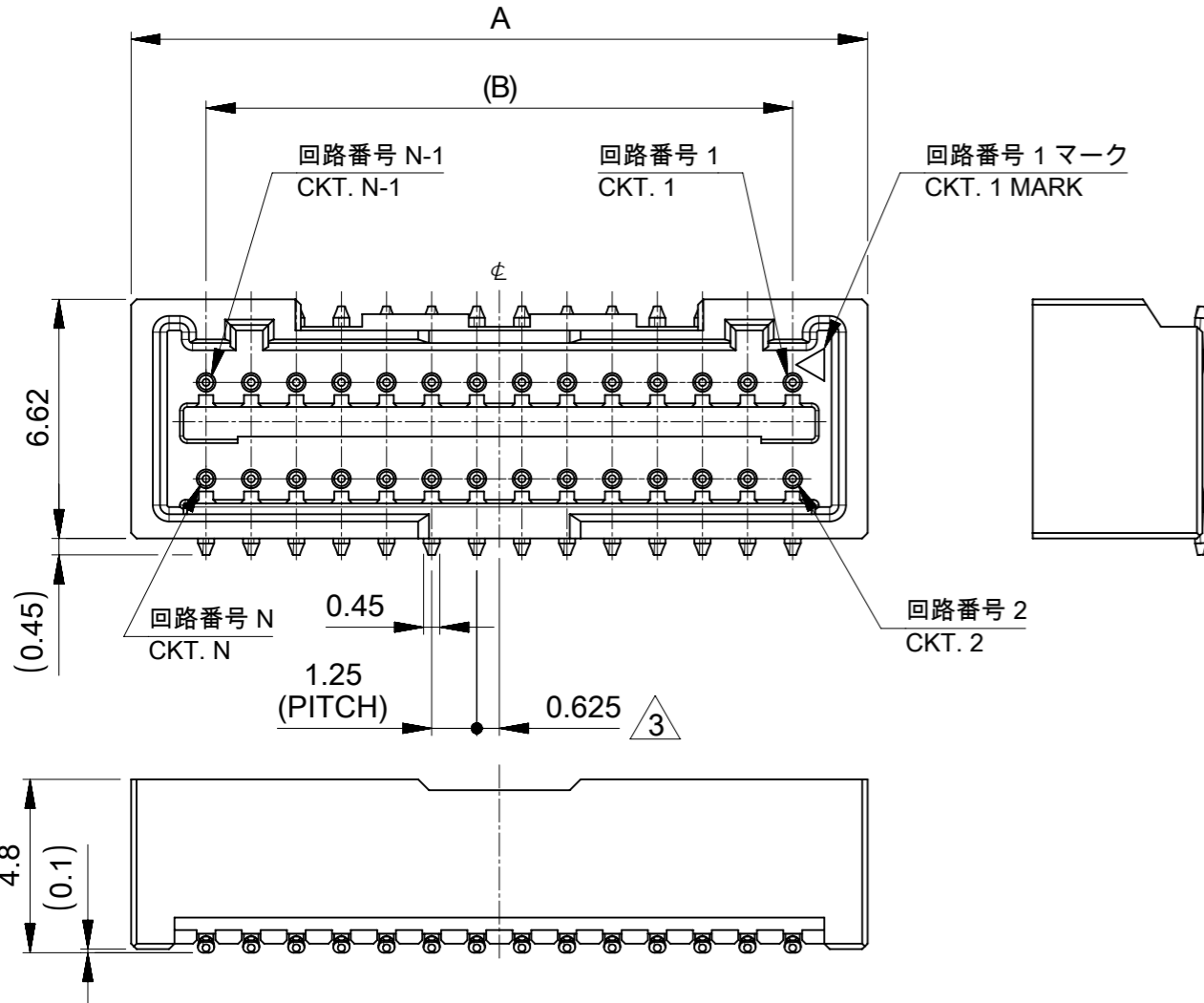
				HSG COLOR GREEN	HSG COLOR BLUE	HSG COLOR RED	HSG COLOR BLACK	HSG COLOR NATURAL (BEIGE)	
49.4	45.4	20.2	44	—	—	—	—	5041874070	40
49.4	45.4	20.2	44	—	—	—	—	5041873870	38
49.4	45.4	20.2	44	—	—	—	—	5041873670	36
49.4	45.4	20.2	44	—	—	—	5041873471	5041873470	34
49.4	45.4	20.2	44	—	—	—	—	5041873270	32
49.4	45.4	20.2	44	—	—	—	—	5041873070	30
37.4	33.4	14.2	32	—	—	—	5041872871	5041872870	28
37.4	33.4	14.2	32	—	—	—	—	5041872670	26
37.4	33.4	14.2	32	—	—	—	—	5041872470	24
37.4	33.4	14.2	32	—	—	—	5041872271	5041872270	22
37.4	33.4	14.2	32	—	—	5041872072	5041872071	5041872070	20
29.4	25.4	11.5	24	—	5041871874	—	5041871871	5041871870	18
29.4	25.4	11.5	24	5041871676	5041871674	5041871672	5041871671	5041871670	16
D	C	B	エンボステープ幅 WIDTH OF TAPE A	エンボス梱包 EMBOSSD TAPE PACKAGE オーダー番号 ORDER NO.	エンボス梱包 EMBOSSD TAPE PACKAGE オーダー番号 ORDER NO.	エンボス梱包 EMBOSSD TAPE PACKAGE オーダー番号 ORDER NO.	エンボス梱包 EMBOSSD TAPE PACKAGE オーダー番号 ORDER NO.	エンボス梱包 EMBOSSD TAPE PACKAGE オーダー番号 ORDER NO.	極数 CKT. NO.

THIS DRAWING CONTAINS INFORMATION THAT IS PROPRIETARY TO MOLEX ELECTRONIC TECHNOLOGIES, LLC AND SHOULD NOT BE USED WITHOUT WRITTEN PERMISSION

DIMENSION UNITS		SCALE		CURRENT REV DESC: OBSOLETE PART NUMBER																									
mm		2:1																											
GENERAL TOLERANCES (UNLESS SPECIFIED)																													
<table border="1"> <tr><th colspan="2"></th><th>MM</th><th>INCH</th></tr> <tr><td>4 PLACES</td><td>±</td><td></td><td></td></tr> <tr><td>3 PLACES</td><td>±</td><td></td><td></td></tr> <tr><td>2 PLACES</td><td>±</td><td></td><td></td></tr> <tr><td>1 PLACE</td><td>±</td><td></td><td></td></tr> <tr><td>0 PLACES</td><td>±</td><td></td><td></td></tr> </table>								MM	INCH	4 PLACES	±			3 PLACES	±			2 PLACES	±			1 PLACE	±			0 PLACES	±		
		MM	INCH																										
4 PLACES	±																												
3 PLACES	±																												
2 PLACES	±																												
1 PLACE	±																												
0 PLACES	±																												
10 ^{UNDER}		±0.2		EC NO: 618242																									
10 ^{OVER} 30 ^{UNDER}		±0.25		DRWN: AKUMAR19 2019/03/29																									
30 ^{OVER}		±0.3		CHK'D: GGA 2020/02/28																									
		ANGULAR TOL ± 1.0°		APPR: GGA 2020/02/28																									
DRAFT WHERE APPLICABLE MUST REMAIN WITHIN DIMENSIONS		THIRD ANGLE PROJECTION		INITIAL REVISION:																									
				DRWN: SSATO02 2013/07/25																									
				APPR: NUKITA 2013/08/08																									
		DRAWING		SERIES																									
		A3-SIZE		504187																									
DOCUMENT STATUS		P1		RELEASE DATE																									
2020/02/28		02:33:18																											
DOCUMENT NUMBER		DOC TYPE		DOC PART																									
SD-504187-001		PSD		001																									
CUSTOMER		SHEET NUMBER		REVISION																									
GENERAL MARKET		1 OF 1		A																									



カバーテープ貼付け状態図
WITH COVER TAPE



トレードマーク
TRADE MARK

キャビティー番号及び金型番号
CAVITY. & MOLD NO.

NOTES

1. 嵌合相手 : 504186-**0*
MATE WITH : 504186-**0*
 2. 端子テール部の平坦度 : 0.12MAX.
TAIL COPLANARITY TO BE 0.12 MAX.
 3. 極数 / 2 = 偶数に適用。
APPLY FOR CKT. SIZE / 2 = EVEN.
 4. 端子部に錫めっきを使用しているため、
外観に摺動痕が付く場合がございます。
 5. 本製品のプラスチック部に黒点等が確認される場合や
色合いが異なる場合がありますが、製品性能に影響はありません。
- THE WOUND OF FRICTION MIGHT ADHERE TO EXTERNALS
BECAUSE THE TIN PLATING IS USED FOR THE TERMINAL.
- THERE IS NO INFLUENCE IN THE PRODUCT PERFORMANCE THOUGH
THE BLACK SPOT ETC. MIGHT BE CONFIRMED TO THE PLASTIC PART
OF THIS PRODUCT AND THE SHADE MIGHT BE DIFFERENT.

6. アプリケーション仕様書 (コネクタ取扱説明書) : AS-504186-001/002
APPLICATION SPECIFICATIOIS (CONNECTOR MANUAL): AS-504186-001/002
7. 製品仕様書 : PS-504186-001
PRODUCT SPECIFICATION: PS-504186-001

8. 製品番号 MATERIAL No.

504187**7*

極数 色
CIRCUIT SIZE COLOR

NO.	COLOR
0	NATURAL(BEIGE)
1	BLACK
2	RED
4	BLUE
6	GREEN

			HSG COLOR GREEN	HSG COLOR BLUE	HSG COLOR RED	HSG COLOR BLACK	HSG COLOR NATURAL (BEIGE)	
5	23.75	27.9	—	—	—	—	5041874070	40
5	22.5	26.65	—	—	—	—	5041873870	38
5	21.25	25.4	—	—	—	—	5041873670	36
5	20	24.15	—	—	—	5041873471	5041873470	34
5	18.75	22.9	—	—	—	—	5041873270	32
5	17.5	21.65	—	—	—	—	5041873070	30
3.5	16.25	20.4	—	—	—	5041872871	5041872870	28
3.5	15	19.15	—	—	—	—	5041872670	26
3.5	13.75	17.9	—	—	—	—	5041872470	24
3.5	12.5	16.65	—	—	5041872272	5041872271	5041872270	22
3.5	11.25	15.4	—	—	5041872072	5041872071	5041872070	20
3.5	10	14.15	—	5041871874	—	5041871871	5041871870	18
3.5	8.75	12.9	5041871676	5041871674	5041871672	5041871671	5041871670	16
C	B	A	エンボス梱包 EMBOSSSED TAPE PACKAGE オーダー番号 ORDER NO.	エンボス梱包 EMBOSSSED TAPE PACKAGE オーダー番号 ORDER NO.	エンボス梱包 EMBOSSSED TAPE PACKAGE オーダー番号 ORDER NO.	エンボス梱包 EMBOSSSED TAPE PACKAGE オーダー番号 ORDER NO.	エンボス梱包 EMBOSSSED TAPE PACKAGE オーダー番号 ORDER NO.	極数 CKT. NO.

GENERAL TOLERANCES
(UNLESS SPECIFIED)

0.25 UNDER	±0.03
0.25 OVER 0.5 UNDER	±0.05
0.5 OVER 1.0 UNDER	±0.1
1.0 OVER 10 UNDER	±0.2
10 OVER 30 UNDER	±0.25
30 OVER	±0.3

THIS DRAWING CONTAINS INFORMATION THAT IS PROPRIETARY TO MOLEX ELECTRONIC TECHNOLOGIES, LLC AND SHOULD NOT BE USED WITHOUT WRITTEN PERMISSION

DIMENSION UNITS	SCALE
mm	5:1

CURRENT REV DESC:	OBsolete PART NUMBER
EC NO: 618242	DRWN: AKUMAR19 2019/03/29
CHK'D: GGA	2020/02/28
APPR: GGA	2020/02/28
INITIAL REVISION:	
DRWN: SSATO02	2013/07/25
APPR: NUKITA	2013/08/08

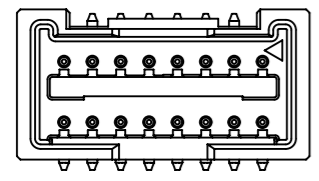
molex

MICRO-LOCK
1.25 WTB DUAL ST SMT PLUG ASS'Y

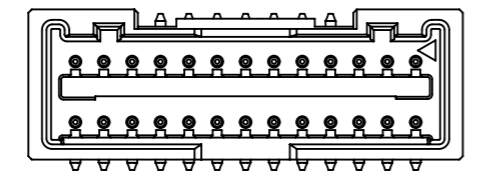
PRODUCT CUSTOMER DRAWING

DOCUMENT NUMBER	DOC TYPE	DOC PART	REVISION
SD-504187-002	PSD	001	C

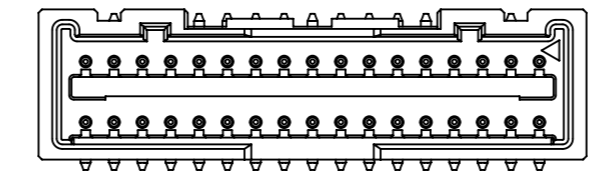
MATERIAL NUMBER	CUSTOMER	SHEET NUMBER
SEE TABLE	GENERAL MARKET	1 OF 2



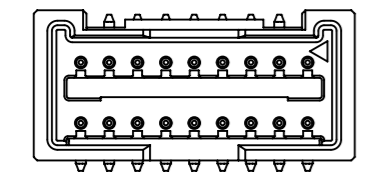
16 CKT.



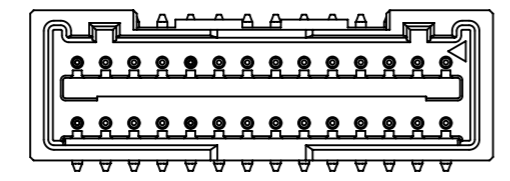
26 CKT.



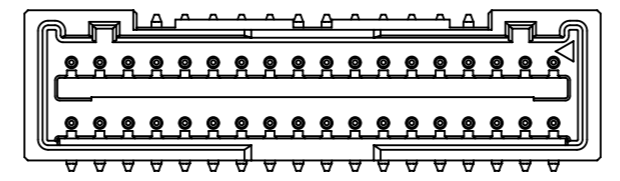
34 CKT.



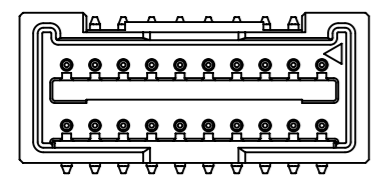
18 CKT.



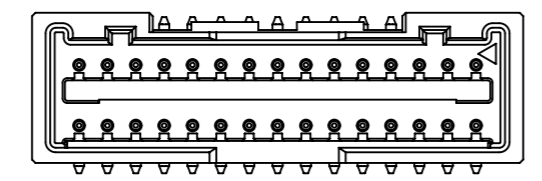
28 CKT.



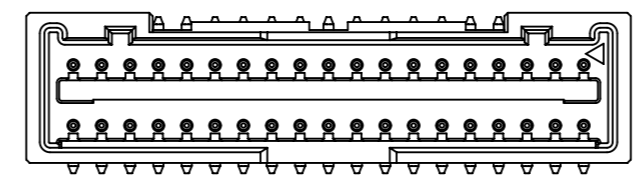
36 CKT.



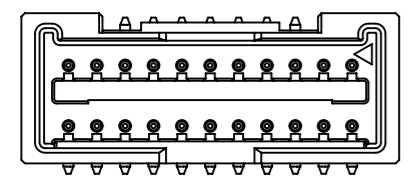
20 CKT.



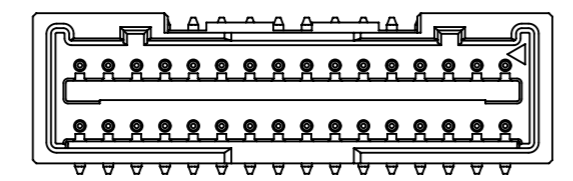
30 CKT.



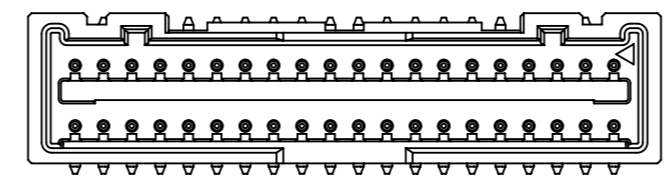
38 CKT.



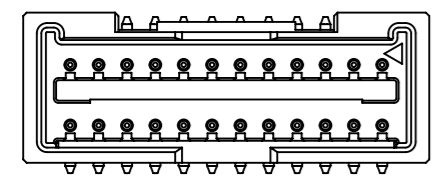
22 CKT.



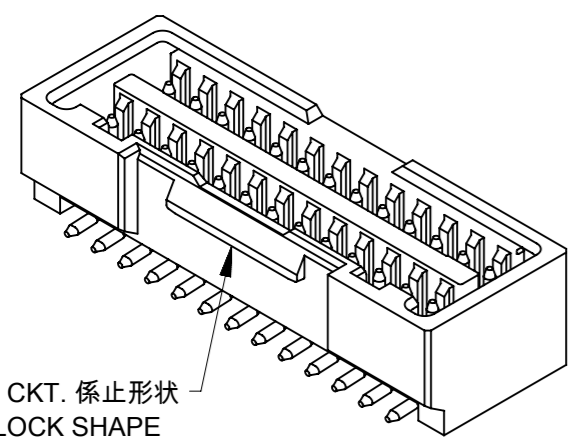
32 CKT.



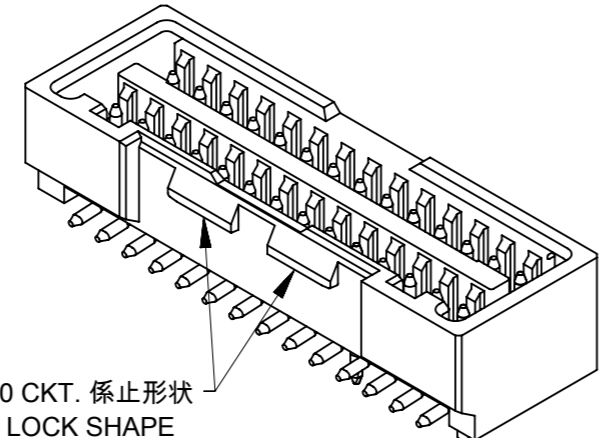
40 CKT.



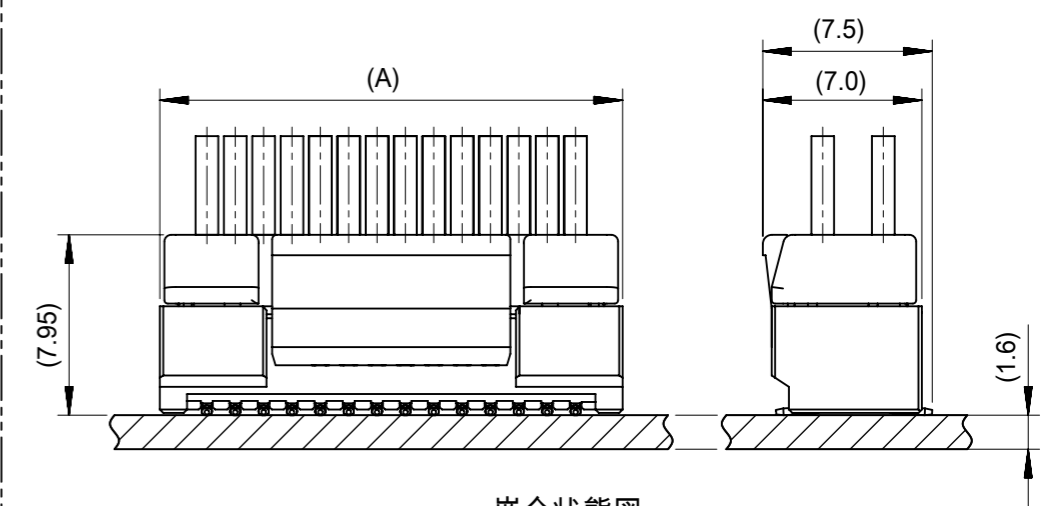
24 CKT.



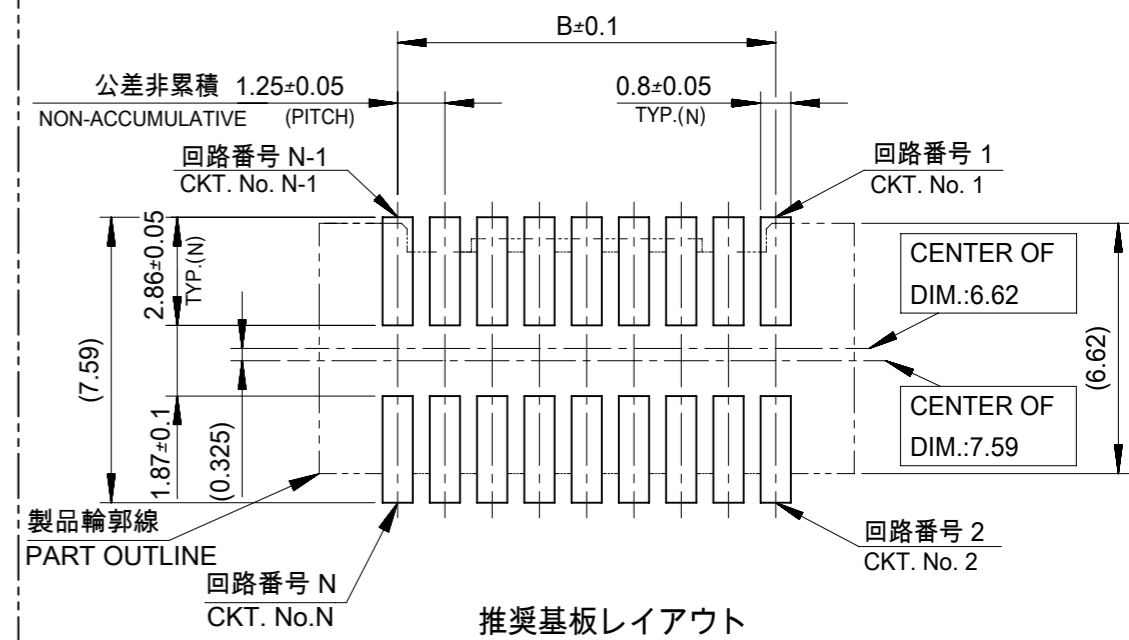
16-26 CKT. 係止形状 THE LOCK SHAPE



28-40 CKT. 係止形状 THE LOCK SHAPE



嵌合状態図 MATED CONNECTORS



推奨基板レイアウト RECCOMENDED P.W.B. PATTERN LAYOUT (参考：メタルマスク厚さ：150μm，マスク開口率100%) (REFERENCE：MATAL MASK THICKNESS：150μm，APERTURE RATIO：100%)

GENERAL TOLERANCES (UNLESS SPECIFIED)		±0.03
0.25 UNDER		±0.03
0.25 OVER	0.5 UNDER	±0.05
0.5 OVER	1.0 UNDER	±0.1
1.0 OVER	10 UNDER	±0.2
10 OVER	30 UNDER	±0.25
30 OVER		±0.3

THIS DRAWING CONTAINS INFORMATION THAT IS PROPRIETARY TO MOLEX ELECTRONIC TECHNOLOGIES, LLC AND SHOULD NOT BE USED WITHOUT WRITTEN PERMISSION

DIMENSION UNITS	SCALE	CURRENT REV DESC: OBSOLETE PART NUMBER
mm	3:1	
GENERAL TOLERANCES (UNLESS SPECIFIED)		EC NO: 618242
4 PLACES	MM INCH	DRWN: AKUMAR19 2019/03/29
3 PLACES	±	CHK'D: GGA 2020/02/28
2 PLACES	±	APPR: GGA 2020/02/28
1 PLACE	±	INITIAL REVISION:
0 PLACES	±	DRWN: SSATO02 2013/07/25
ANGULAR TOL	± 1.0°	APPR: NUKITA 2013/08/08
DRAFT WHERE APPLICABLE MUST REMAIN WITHIN DIMENSIONS		THIRD ANGLE PROJECTION
		DRAWING SERIES MATERIAL NUMBER CUSTOMER SHEET NUMBER
		A3-SIZE 504187 SEE TABLE GENERAL MARKET 2 OF 2

molex

MICRO-LOCK
1.25 WT B DUAL ST SMT PLUG ASS'Y

PRODUCT CUSTOMER DRAWING

DOCUMENT NUMBER: SD-504187-002
DOC TYPE: PSD
DOC PART: 001
REVISION: C