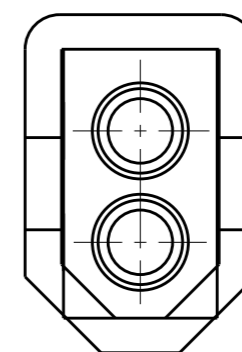
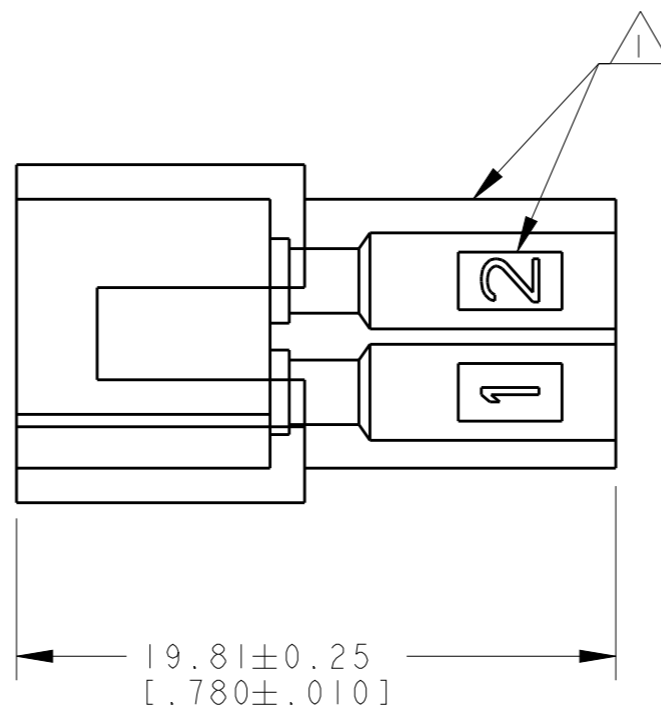
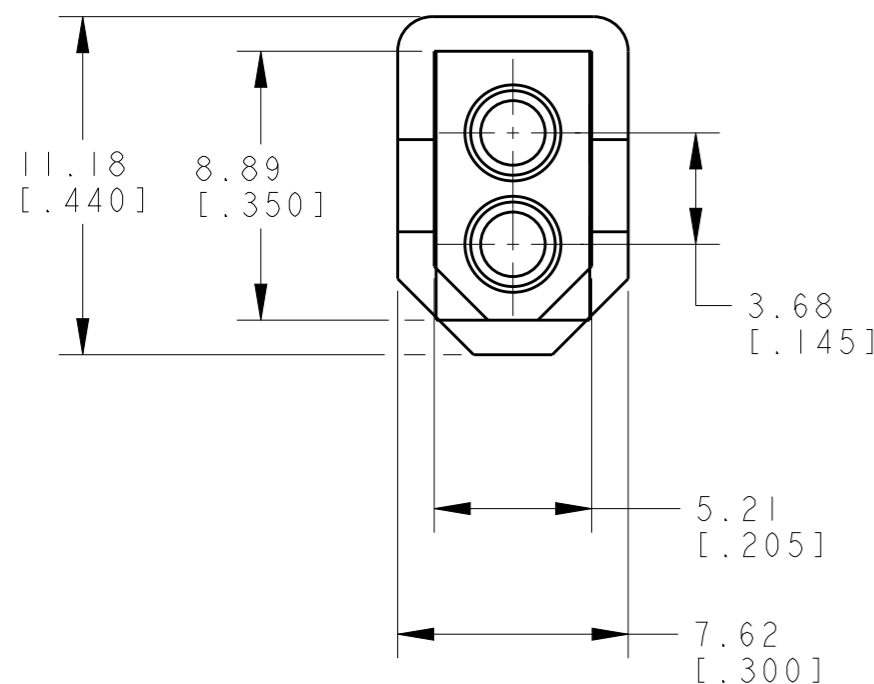
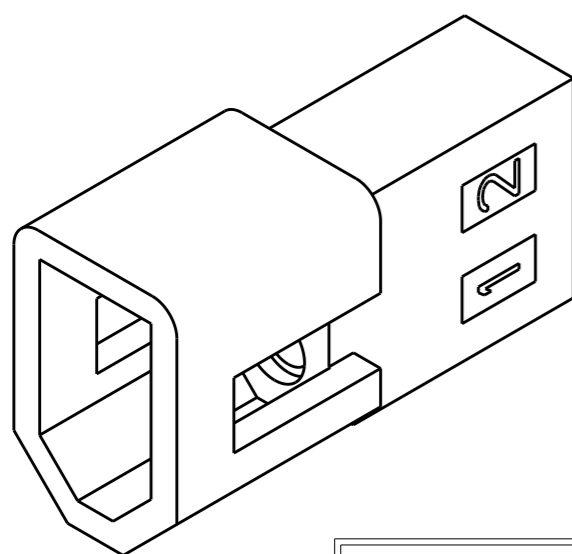


P	LTR	DESCRIPTION	DATE	DWN	APVD
	A	REVISED PER ECR-19-0018284	06DEC2019	M.G	D.Z



- 1 AMP LOGO AND CAVITY NUMBER LOCATED ON EITHER SURFACE.
2. MATING CONN.
- CAP: 1586128-1
  - REC. TERMINAL:
    - 640392-\* (AWG 30-24)
    - 350628-\* (AWG 24-18)
  - PIN TERMINAL
    - 640391-\* (AWG 30-24)
    - 350629-\* (AWG 24-18)



METRIC

1586129-1  
PART NUMBER

THIS DRAWING IS A CONTROLLED DOCUMENT.		DWN K. WHITAKER 23DEC2003														
DIMENSIONS: mm [INCHES]		CHK D. COLEY 23DEC2003														
TOLERANCES UNLESS OTHERWISE SPECIFIED:		APVD D. COLEY 23DEC2003	NAME PLUG, 2 CIRCUIT, .062 PIN AND SOCKET													
<table border="0"> <tr> <td>0 PLC</td> <td>±-</td> </tr> <tr> <td>1 PLC</td> <td>±-</td> </tr> <tr> <td>2 PLC</td> <td>±0.13 [.005]</td> </tr> <tr> <td>3 PLC</td> <td>±-</td> </tr> <tr> <td>4 PLC</td> <td>±-</td> </tr> <tr> <td>ANGLES</td> <td>±0° 30'</td> </tr> </table>		0 PLC	±-	1 PLC	±-	2 PLC	±0.13 [.005]	3 PLC	±-	4 PLC	±-	ANGLES	±0° 30'	PRODUCT SPEC 108-1037	SIZE A3	
0 PLC	±-															
1 PLC	±-															
2 PLC	±0.13 [.005]															
3 PLC	±-															
4 PLC	±-															
ANGLES	±0° 30'															
MATERIAL NYLON UL94V-2, BLACK		APPLICATION SPEC 114-1013	CAGE CODE 00779	DRAWING NO 1586129												
FINISH -		WEIGHT -	RESTRICTED TO -													
CUSTOMER DRAWING			SCALE 4:1	SHEET 1 OF 1												
			REV A													