

XS1M30AB120EX

Inductive proximity sensors XS ATEX D,
inductive sensor analog, M30, Sn10mm,
12...24 VDC, cable 2 m



Main

Range of Product	Telemecanique Inductive proximity sensors XS
Series name	Application
Sensor Type	Inductive proximity sensor
Device Application	ATEX dust
Sensor name	XS1
Sensor design	Cylindrical M30
Size	30 mm
Body type	Fixed
Detector flush mounting acceptance	Flush mountable
Material	Metal
Enclosure Material	Nickel Plated Brass
[Sn] nominal sensing distance	0.39 in (10 mm)
Type of output signal	Analogue
Wiring Technique	2-wire
Output circuit type	DC
Analogue output range	4...20 mA
Electrical connection	Cable
Cable length	6.56 ft (2 m)
[Us] rated supply voltage	12...24 V DC
IP degree of protection	IP67 conforming to IEC 60529

Complementary

Thread type	M30 x 1.5
Detection face	Frontal
Front material	PPS
Sensing range	> 0.31...0.59 in (> 8...15 mm)
Operating zone	0.04...0.39 in (1...10 mm)
Repeat accuracy	<= 3% of Sr
Linearity error	+/- 2 mA
Cable composition	3 x 0.34 mm ²
Wire insulation material	PvR
Supply voltage limits	10...38 V DC
Switching frequency	<= 300 Hz
Current consumption	4 mA no-load
Maximum output current drift	10 %
Marking	II2 D-Ex tb IIIC T90°C Db IP67
Threaded length	1.65 in (42 mm)
Length	1.97 in (50 mm)

The information provided in this documentation contains general descriptions and/or technical characteristics of the performance of the products contained herein. This documentation is not intended as a substitute for and is not to be used for determining suitability or reliability of these products for specific user applications. It is the duty of any such user or integrator to perform the appropriate and complete risk analysis, evaluation and testing of the products with respect to the relevant specific application or use thereof. Neither Schneider Electric Industries SAS nor any of its affiliates or subsidiaries shall be responsible or liable for misuse of the information contained herein.

Environment

Environmental characteristic	Hazardous location
Standards	EN/IEC 60079-0 EN/IEC 60079-31
Directives	94/9/EC - ATEX directive
Product Certifications	INERIS 04ATEX0022X
Ambient Air Temperature for Operation	-4...140 °F (-20...60 °C)
Dust zone	Zone 21 - 22

Ordering and shipping details

Category	22486-SENSORS, PROXIMITY
Discount Schedule	DS2
GTIN	3389110955026
Nbr. of units in pkg.	1
Package weight(Lbs)	8.47 oz (240.0 g)
Returnability	No
Country of origin	FR

Packing Units

Unit Type of Package 1	PCE
Package 1 Height	5.12 in (13 cm)
Package 1 width	1.57 in (4 cm)
Package 1 Length	3.74 in (9.5 cm)

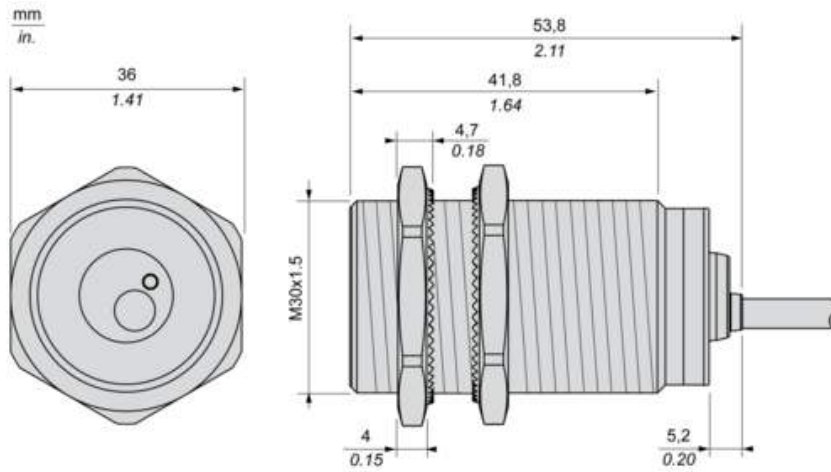
Offer Sustainability

Sustainable offer status	Green Premium product
California proposition 65	WARNING: This product can expose you to chemicals including: Diisononyl phthalate (DINP), which is known to the State of California to cause cancer, and Di-isodecyl phthalate (DIDP), which is known to the State of California to cause birth defects or other reproductive harm. For more information go to www.P65Warnings.ca.gov
REACH Regulation	REACH Declaration
EU RoHS Directive	Pro-active compliance (Product out of EU RoHS legal scope) EU RoHS Declaration
Mercury free	Yes
RoHS exemption information	Yes
Environmental Disclosure	Product Environmental Profile
Circularity Profile	End Of Life Information

Contractual warranty

Warranty	18 months
----------	-----------

Dimensions



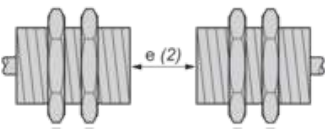
Minimum Mounting Distances

Side by side



$e (1) \geq 20 \text{ mm}/0.79 \text{ in}$

Face to face



$e (2) \geq 120 \text{ mm}/4.72 \text{ in}$

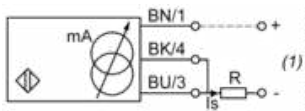
Facing a metal object



$e (3) \geq 30 \text{ mm}/1.18 \text{ in}$.

Wiring Schemes

2-Wire connection



(1) Output current

BN : Brown

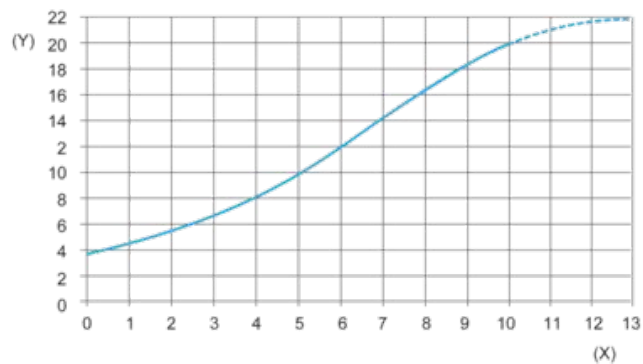
BK : Black

BU : Blue

	Output current	Load impedance value
12 V	4...20 mA	$R \leq 8.2 \Omega$
24 V	4...20 mA	$R \leq 470 \Omega$

Ensure a minimum of 10 V between the + and the - (terminal 3) of the sensor.

Output Curves



(Y) Is (mA)

(X) Sensors - object distance (mm)