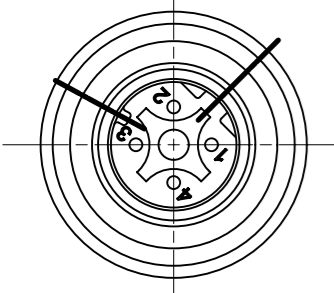


M12 4 POLE MALE



VIEW FROM THE FRONT SIDE

Pin	Wire color
1	WH/OG
2	WH/GN
3	OG
4	GN

SHIELD CONNECTED TO HOUSING

PART No. MATRIX

E W W A 0 6 0 1 5 M X X X

E=ETHERNET

HEADS:
W=M12 4-Pole Ultra Lock D-Coding
W=M12 4-Pole Ultra Lock D-Coding

HEADS STYLE:
060=MALE STR / MALE STR

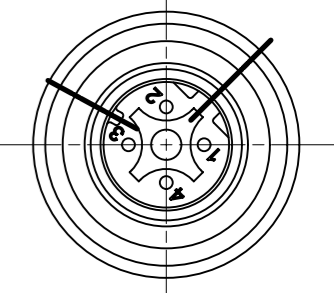
CABLE TYPE

UNITS:
M=METER
T=10x METER

LENGTH EXAMPLES:
005=0.5m
010=1m
150=15m

WIRING TYPE:
A=4 Pole (STRAIGHT WIRED)

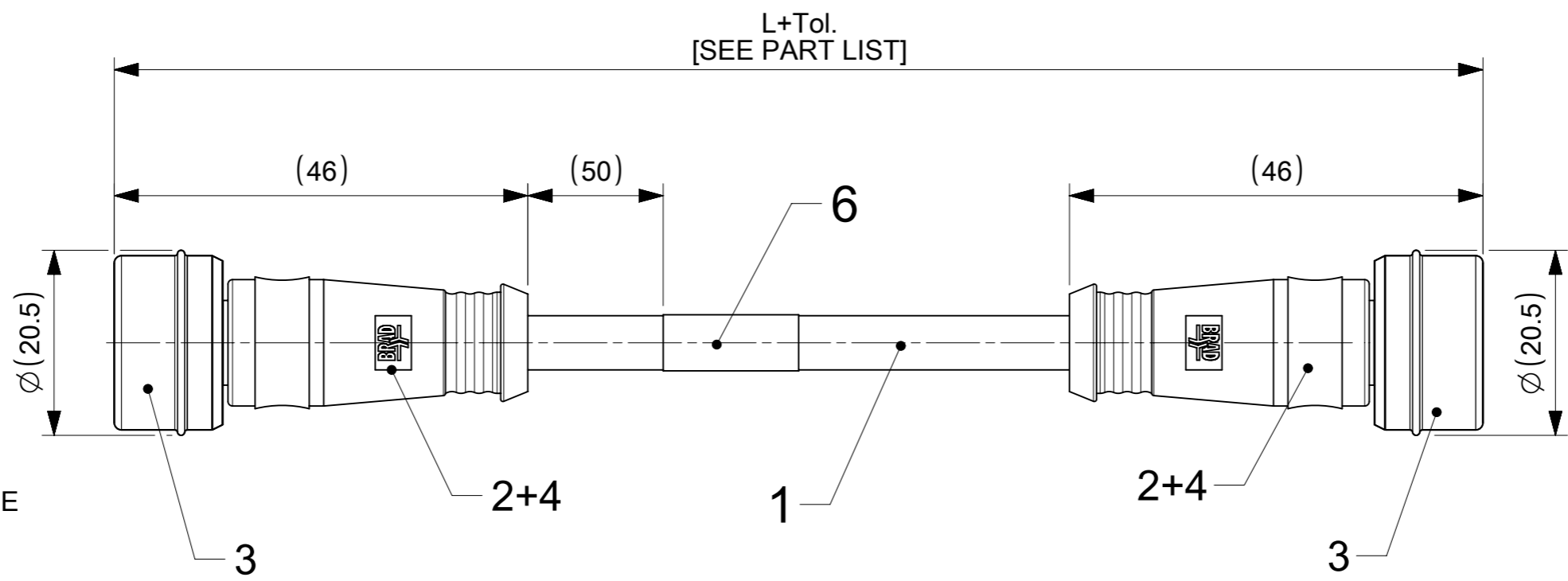
M12 4 POLE MALE



VIEW FROM THE FRONT SIDE

Pin	Wire color
1	WH/OG
2	WH/GN
3	OG
4	GN

SHIELD CONNECTED TO HOUSING



VIEW FROM THE FRONT SIDE

VIEW FROM THE FRONT SIDE

PART LIST

MOLEX PN	ENGINEERING No	L+Tol. [mm]
1201080041	EWWA06015M006	600 +45
1201080042	EWWA06015M010	1000+56
1201080043	EWWA06015M020	2000 +89
1201080044	EWWA06015M050	5000+165
1201080045	EWWA06015M100	10000+317
1201080147	EWWA06015M030	300+19

DOCUMENT STATUS	P1	RELEASE DATE	2022/04/22	06:35:55
-----------------	----	--------------	------------	----------

NOTES :

ACC. TO CAT5e ETHERNET STD.
MAX. VOLTAGE : 30V
MAX. CURRENT : 1.5A
IP RATING : IP67
TEMPERATURE RANGE : -20°C TO +75°C

BOM

ITEM	QTY.	DESCRIPTION	MATERIAL	FINISH / COLOR
6	1	WRAP LABEL	VINYL	YELLOW
5	8	CONTACT MALE	BRASS	GOLD OVER Ni-PLATED
4	2	SLEEVE SHEILD	BRASS	Ni-PLATED
3	2	ULTRALOCK MALE ASSEMBLY	-	-
2	-	MOULDING MATERIAL	TPU	BLACK
1	-	CABLE 26-4 TEAL SHIELDED PVC CAT5E	PVC	TEAL

FUNCTIONAL SYMBOLS	THIS DRAWING CONTAINS INFORMATION THAT IS PROPRIETARY TO MOLEX ELECTRONIC TECHNOLOGIES, LLC AND SHOULD NOT BE USED WITHOUT WRITTEN PERMISSION	CURRENT REV DESC:		molex																	
	<table border="1"> <tr> <th>FUNCTIONAL DIMENSION UNITS</th> <th>SCALE</th> </tr> <tr> <td>$\sqrt{A} = 0$</td> <td>mm 3:2</td> </tr> <tr> <td>$\sqrt{E} = 0$</td> <td>GENERAL TOLERANCES (UNLESS SPECIFIED)</td> </tr> <tr> <td>$\sqrt{V} = 0$</td> <td>ANGULAR TOL $\pm 1.0^\circ$</td> </tr> <tr> <td>4 PLACES</td> <td>\pm</td> </tr> <tr> <td>3 PLACES</td> <td>\pm</td> </tr> <tr> <td>2 PLACES</td> <td>± 0.05</td> </tr> <tr> <td>1 PLACE</td> <td>± 0.3</td> </tr> <tr> <td>0 PLACES</td> <td>± 0.5</td> </tr> </table>	FUNCTIONAL DIMENSION UNITS	SCALE		$\sqrt{A} = 0$	mm 3:2	$\sqrt{E} = 0$	GENERAL TOLERANCES (UNLESS SPECIFIED)	$\sqrt{V} = 0$	ANGULAR TOL $\pm 1.0^\circ$	4 PLACES	\pm	3 PLACES	\pm	2 PLACES	± 0.05	1 PLACE	± 0.3	0 PLACES	± 0.5	EC NO: 703538
FUNCTIONAL DIMENSION UNITS	SCALE																				
$\sqrt{A} = 0$	mm 3:2																				
$\sqrt{E} = 0$	GENERAL TOLERANCES (UNLESS SPECIFIED)																				
$\sqrt{V} = 0$	ANGULAR TOL $\pm 1.0^\circ$																				
4 PLACES	\pm																				
3 PLACES	\pm																				
2 PLACES	± 0.05																				
1 PLACE	± 0.3																				
0 PLACES	± 0.5																				
DIVISIONAL SYMBOLS	DRWN: SSM	2022/04/22	PRODUCT CUSTOMER DRAWING																		
DRAFT WHERE APPLICABLE MUST REMAIN WITHIN DIMENSIONS		THIRD ANGLE PROJECTION	DRAWING	SERIES																	
			A3-SIZE	120108																	
		MATERIAL NUMBER	CUSTOMER	SHEET NUMBER																	
		SEE PART LIST	GENERAL MARKET	1 OF 1																	