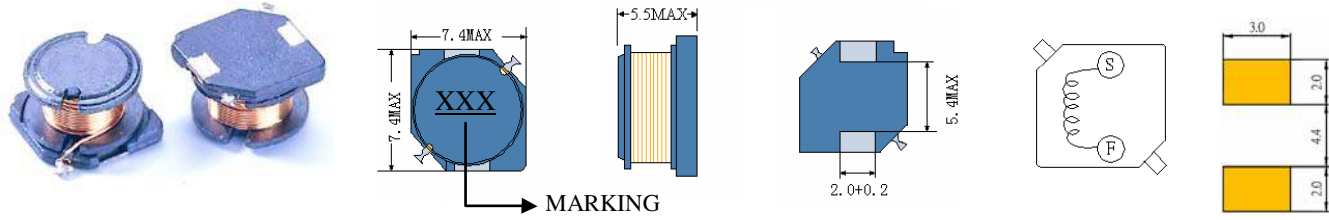


# SCB75F

## SMD POWER INDUCTORS



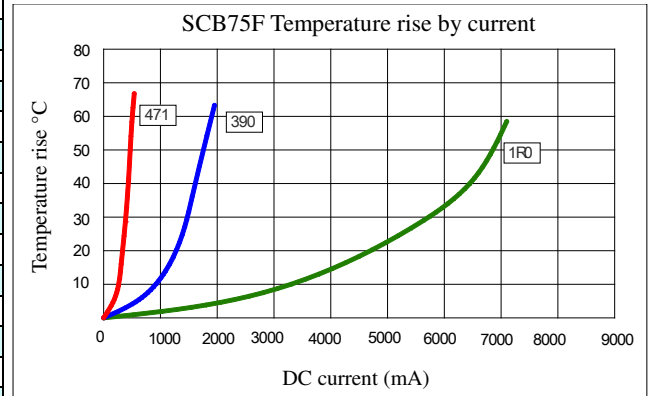
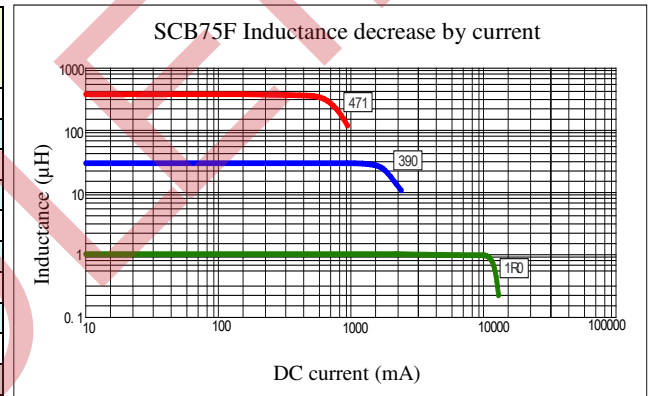
### • Features

1. Open frame construction
2. Excellent Power Density
3. Engineered to Provide High Efficiency

## ELECTRICAL CHARACTERISTICS



Part Number	Inductance (uH) (1)	Test Frequency	DC Resistance (Ω MAX) (2)	Saturation Current <sup>(3)</sup> (A)	Temperature Current <sup>(4)</sup> (A)
SCB75F-1R0	1.0	1KHZ	23m	2.88	5.50
SCB75F-1R5	1.5	1KHZ	28m	2.56	5.00
SCB75F-2R2	2.2	1KHZ	32m	2.36	4.20
SCB75F-3R3	3.3	1KHZ	38m	2.16	3.80
SCB75F-4R7	4.7	1KHZ	49m	1.88	3.50
SCB75F-6R8	6.8	1KHZ	60m	1.68	3.24
SCB75F-100	10	1KHZ	70m	1.56	2.70
SCB75F-120	12	1KHZ	80m	1.44	2.50
SCB75F-150	15	1KHZ	90m	1.36	2.30
SCB75F-180	18	1KHZ	0.10	1.28	2.10
SCB75F-220	22	1KHZ	0.12	1.17	1.90
SCB75F-270	27	1KHZ	0.14	1.07	1.70
SCB75F-330	33	1KHZ	0.18	1.00	1.55
SCB75F-390	39	1KHZ	0.21	0.91	1.40
SCB75F-470	47	1KHZ	0.25	0.84	1.30
SCB75F-560	56	1KHZ	0.29	0.72	1.22
SCB75F-680	68	1KHZ	0.34	0.66	1.14
SCB75F-820	82	1KHZ	0.46	0.58	1.00
SCB75F-101	100	1KHZ	0.55	0.51	0.85
SCB75F-121	120	1KHZ	0.67	0.42	0.78
SCB75F-151	150	1KHZ	0.90	0.37	0.68
SCB75F-181	180	1KHZ	1.05	0.35	0.60
SCB75F-221	220	1KHZ	1.35	0.29	0.50
SCB75F-271	270	1KHZ	1.55	0.28	0.47
SCB75F-331	330	1KHZ	2.05	0.23	0.44
SCB75F-391	390	1KHZ	2.30	0.215	0.41
SCB75F-471	470	1KHZ	2.60	0.195	0.38



- (1). Inductance tolerance for 1.0uH~3.3uH: ±30%, for 4.7uH~100uH: ±20%, for 120uH~470uH: ±10%. Tested at 0.25V, 0ADC and 25°C.
- (2). DCR measured at 25°C.
- (3). The DC current at which the inductance decreases by 10% from its initial value.
- (4). The DC current that results in a 40°C temperature rise from 25°C ambient.

[Click here for QUANTITY PER REEL & PACKING INFORMATION](#)

Custom versions available upon request.

© 2019 Signal Transformer – Specification subject to change without notice. 12.19



[belfuse.com/signal](http://belfuse.com/signal)