




Series 800 Vertisocket™ DIP Socket w/Bifurcated Contacts for Horizontal Mounting

FEATURES

- Full line of Horizontal Display DIP Sockets for DIP packaging of LEDs, incandescent lamps, DIP switches, test points, etc.
- Variations of Mounting Position and Pin Configuration provide Exceptional Design Freedom
- Restricted Entry for Contact Protection
- Accepts Standard LEDs and Incandescent Displays as well as 0.500 [12.70] and 0.600 [15.24] Tall Displays



GENERAL SPECIFICATIONS

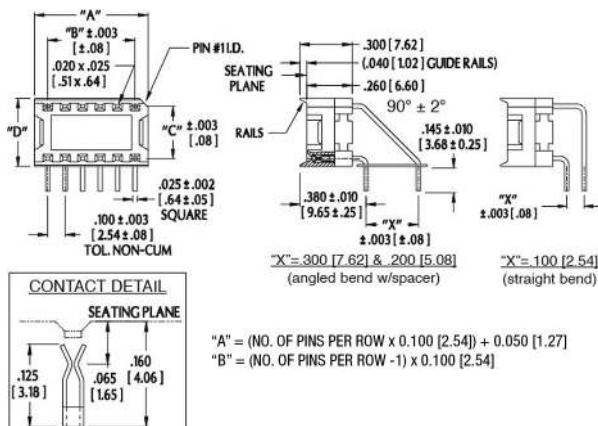
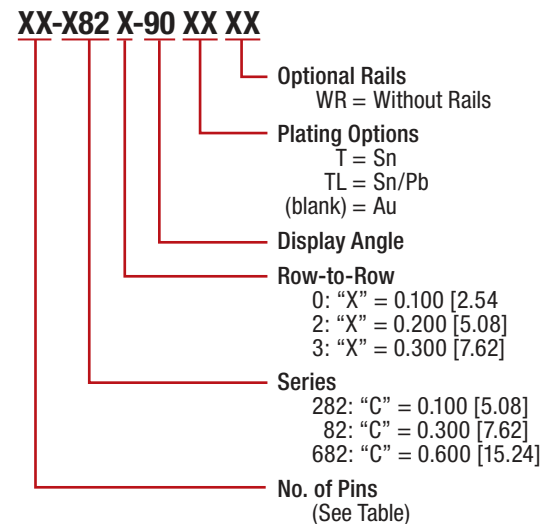
- **STANDARD BODY MATERIAL:** black UL 94V-0 4/6 Nylon
- **BIFURCATED CONTACTS:** Grade A spring-tempered Phosphor Bronze per QQ-B-750
- **CONTACT PLATING:** 10 μ [0.25 μ] min. Au per MIL-G-45204 over 50 μ [1.27 μ] min. Ni per QQ-N-290 –OR– 200 μ min. matte Sn per ASTM B545-97(2004)e1 over 50 μ [1.27 μ] min. Ni per QQ-N-290 –OR– 200 μ [5.08 μ] min. bright 90/10 Sn/Pb per MIL-T-10727 Type 1 over 50 μ [1.27 μ] min. Ni per QQ-N-290
- **SPACER:** Fish paper
- **CONTACT CURRENT RATING:** 1.5 amps
- **OPERATING TEMPERATURE:** 221°F [105°C] Sn & Sn/Pb plating; 257°F [125°C] Au plating
- **INSERTION FORCE:** 110g/pin average
- **WITHDRAWAL FORCE:** 75g/pin average
- **ACCEPTS:** flat leads up to 0.014 [0.36] thick and 0.020 [0.51] wide; round leads up to 0.020 [0.51] dia.
- **ACCEPTS LEAD LENGTHS:** 0.075-0.160 [1.91-4.06]

MOUNTING CONSIDERATIONS

- **SUGGESTED PCB HOLE SIZE:** 0.044 \pm 0.002 [1.12 \pm 0.05] dia.

Consult [Data Sheet 13002](#) for Vertical Mounting Vertisocket™ with bifurcated contacts.

ORDERING INFORMATION



Dim. "D"	Dim. "X"	No. of Pins
0.290 [7.37]	0.100 [2.54]	8, 10
	0.200 [5.08]	
	0.300 [7.62]	
0.390 [9.91]	0.100 [2.54]	8, 14 thru 20
	0.200 [5.08]	
	0.300 [7.62]	
0.690 [17.53]	0.100 [2.54]	8 thru 40, 48
	0.200 [5.08]	
	0.300 [7.62]	

ALL DIMENSIONS: INCHES [MILLIMETERS]
ALL TOLERANCES: \pm 0.005 [0.13] UNLESS OTHERWISE SPECIFIED
FOR VERTICAL MOUNTING, SEE [DATA SHEET 13002](#)
CONSULT FACTORY FOR OTHER SIZES AND CONFIGURATIONS

CUSTOMIZATION: ARIES SPECIALIZES IN CUSTOM DESIGN AND PRODUCTION. SPECIAL MATERIALS, PLATINGS, SIZES, AND CONFIGURATIONS CAN BE FURNISHED, DEPENDING ON QUANTITY.

ARIES RESERVES THE RIGHT TO CHANGE PRODUCT GENERAL SPECIFICATIONS WITHOUT NOTICE

PRINTOUTS OF THIS DOCUMENT MAY BE OUT-OF-DATE AND SHOULD BE CONSIDERED UNCONTROLLED



ARIES
ELECTRONICS, INC.

2609 Bartram Road • Bristol, PA 19007-6810 USA
TEL 215-781-9956 • FAX 215-781-9845
WWW.ARIESELEC.COM • INFO@ARIESELEC.COM



13001
Rev. 5.3
1 of 1