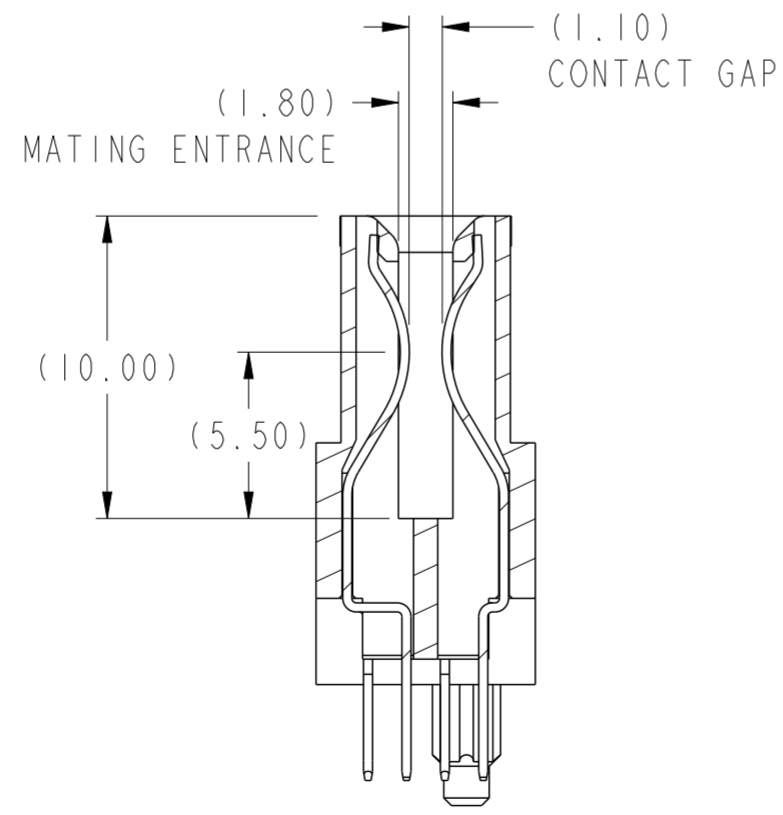


SECTION A-A
SCALE 4:1



SECTION B-B
SCALE 4:1

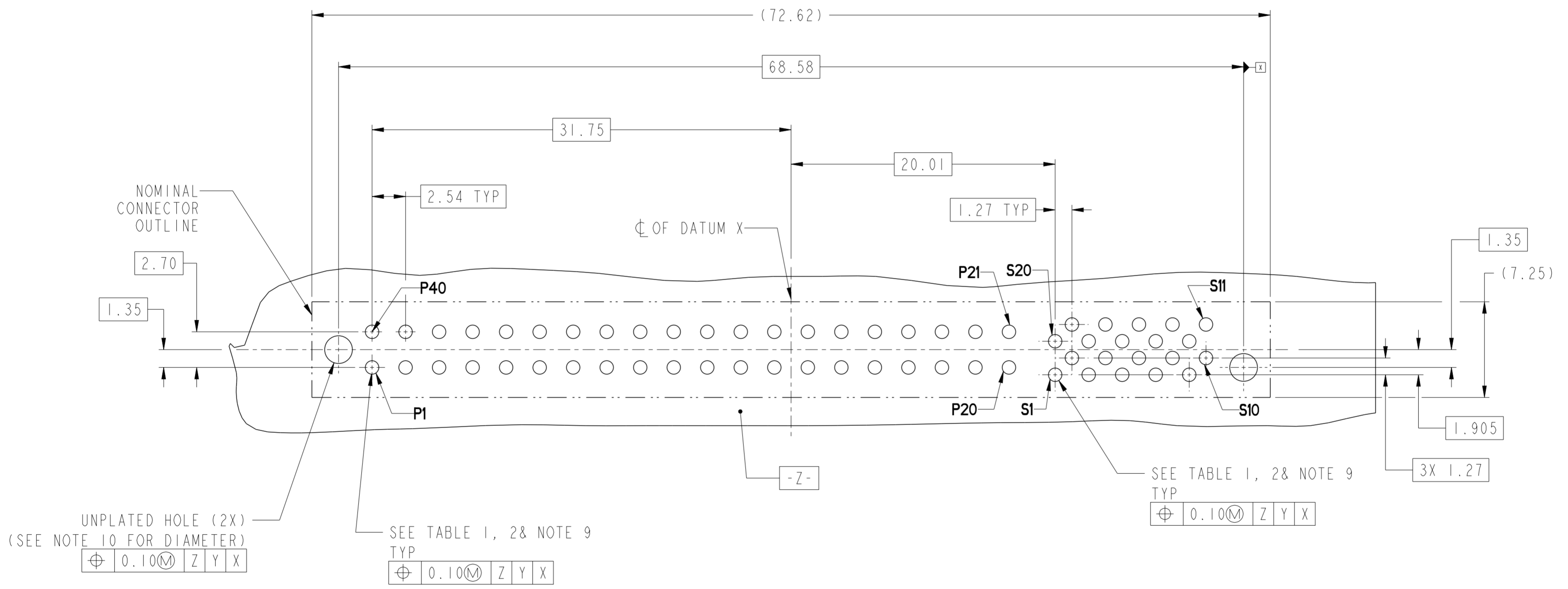
REV	ECN NO.	DR	DATE
A	---	HZ	2012-05-31

spec ref	-	dr	Wei-Long Zhang	2012/04/24	projection	mm	size	A2	scale	1:1
tolerance std	ISO 406 ISO 1101	eng	Wei-Long Zhang	2012/05/31		mm	ecn no	-	rel level	Released
TOLERANCES UNLESS OTHERWISE SPECIFIED		chr	-	2012/05/31						
surface	ISO 1302	appr	Pei-Ming Zheng	2012/05/31	product family		cat. no.	10120871	rev	A
	linear	0.X	±0.3		VERT RECT 40P + 20S HIGH POWER CARD EDGE		Product - Customer Drw	sheet 1 of 4		
	angular	0°	±2°							



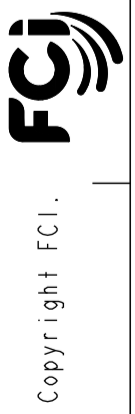
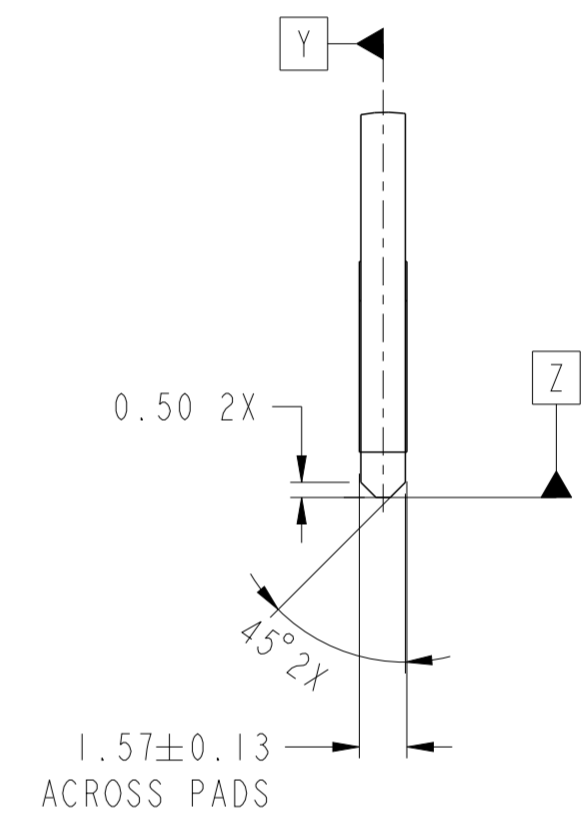
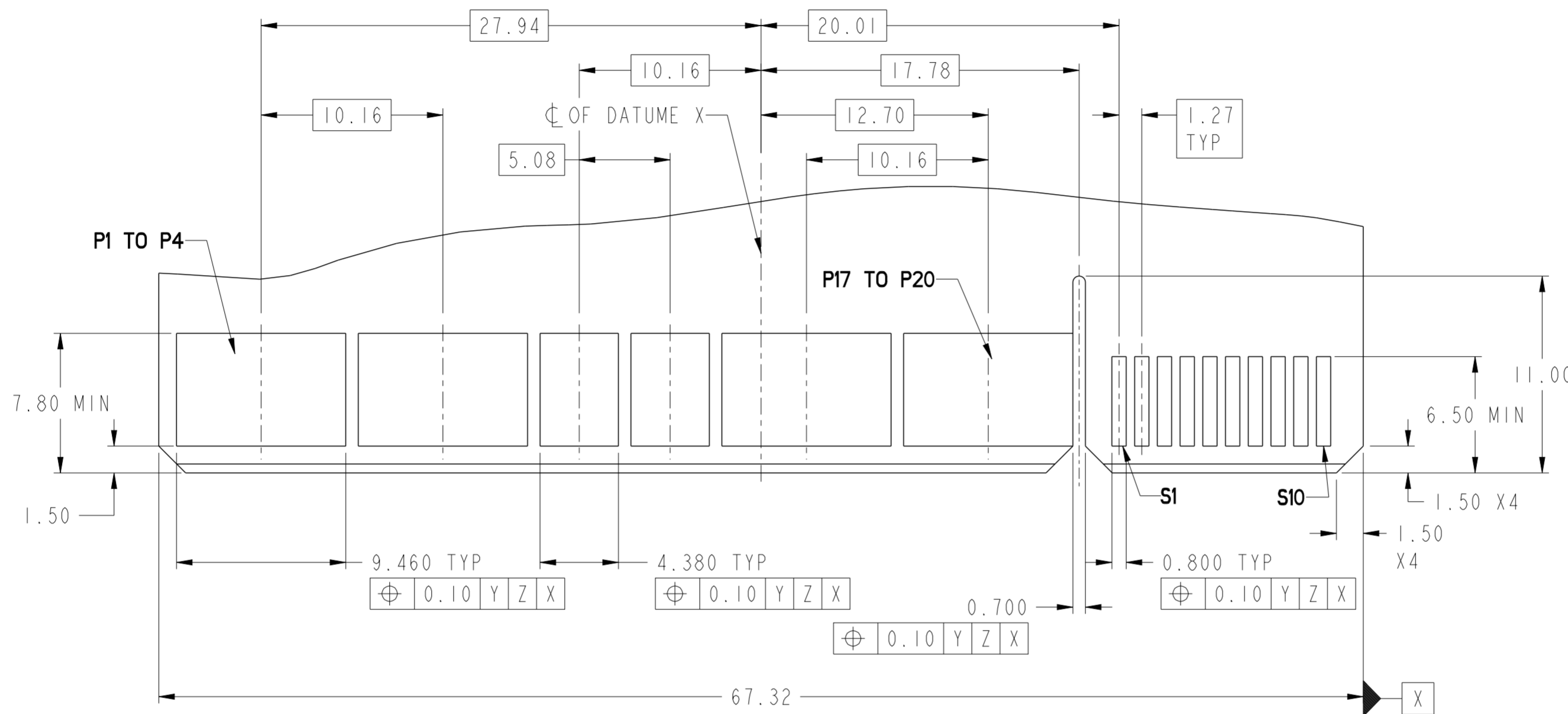
CONTACT TYPE	TOP LAYER DESCRIPTION	TABLE 1 (HPCE / SOLDER TAILS) PLATED THROUGH-HOLE REQUIREMENTS				
		DRILLED HOLE DIAMETER	COPPER THICKNESS	TIN-LEAD THICKNESS	TIN THICKNESS	FINISHED HOLE DIAMETER
POWER & SIGNAL	TIN-LEAD	1.10-1.16 (1.15 DRILL)	0.025 - 0.050	0.005 - 0.015	--	0.94 - 1.10
	IMMERSION TIN	1.10-1.16 (1.15 DRILL)	0.025 - 0.050	--	0.9 - 1.5um	0.94 - 1.10
	COPPER (SEE NOTE 8)	1.10-1.16 (1.15 DRILL)	0.025 - 0.050	--	--	0.94 - 1.10

CONTACT TYPE	TOP LAYER DESCRIPTION	TABLE 2 (HPCE / PRESS-FIT TAILS) PLATED THROUGH-HOLE REQUIREMENTS				
		DRILLED HOLE DIAMETER	COPPER THICKNESS	TIN-LEAD THICKNESS	TIN THICKNESS	FINISHED HOLE DIAMETER
POWER & SIGNAL	TIN-LEAD	0.81-0.86 (0.85 DRILL)	0.025 - 0.050	0.005 - 0.015	--	0.65 - 0.80
	IMMERSION TIN	0.81-0.86 (0.85 DRILL)	0.025 - 0.050	--	0.9 - 1.5um	0.70 - 0.80
	COPPER (SEE NOTE 8)	0.81-0.86 (0.85 DRILL)	0.025 - 0.050	--	--	0.70 - 0.80



Copyright FCI.

spec ref	-	dr	Wei-Long Zhang	2012/04/24	projection	mm	size	A2	scale	1:1
tolerance std	ISO 406 ISO 1101	eng	Wei-Long Zhang	2012/05/31			ecn no	-	rel level	Released
TOLERANCES UNLESS OTHERWISE SPECIFIED		chr	-	apppr						
surface	ISO 1302	linear	0.X	±0.3			VERT RECT 40P + 20S HIGH POWER CARD EDGE		dwg no 10120871	rev A
		angular	0°	±2°	www.fci.com		Product - Customer Drw		sheet 2 of 4	



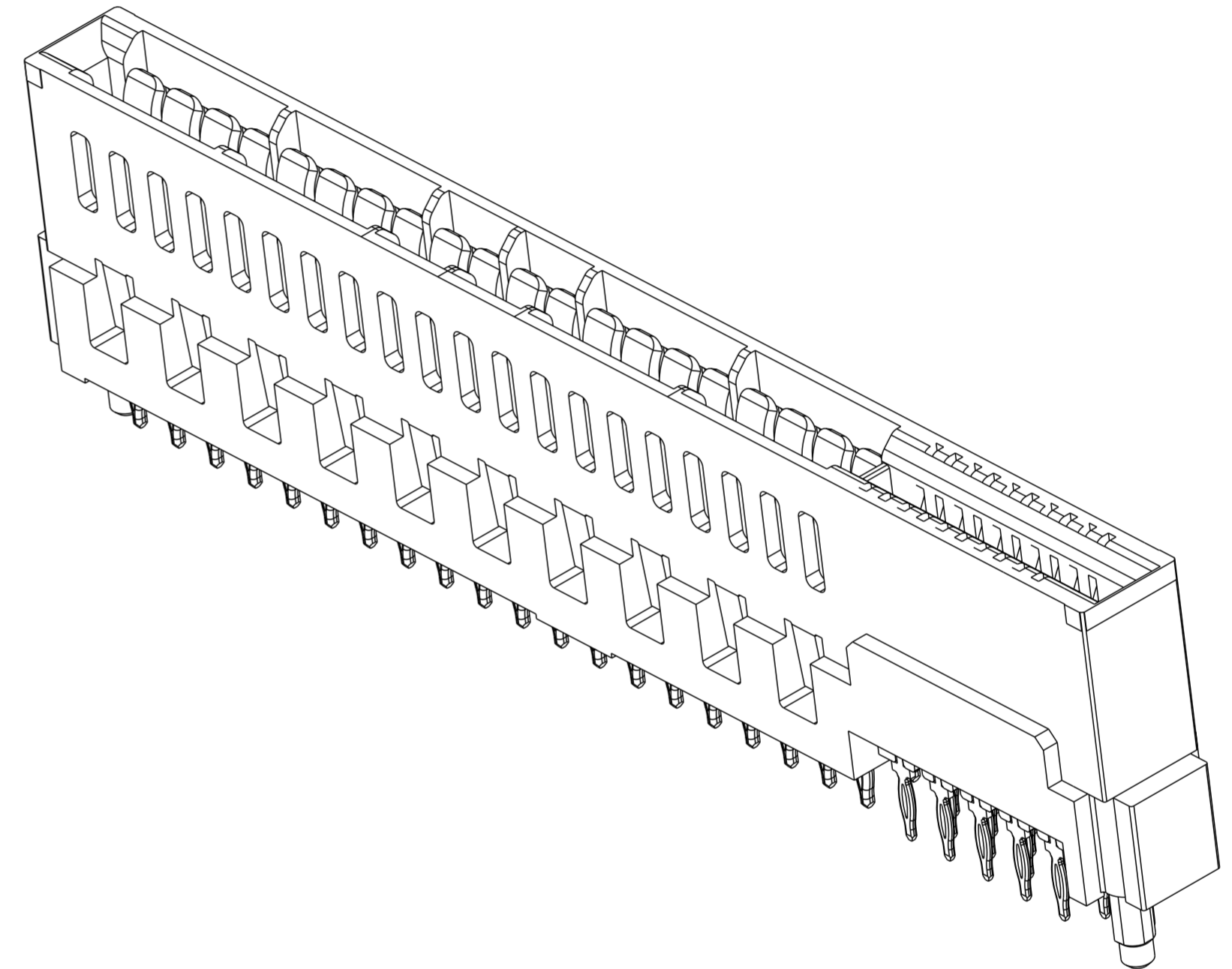
spec ref	-	dr	Wei-Long Zhang	2012/04/24	projection	mm	size	A2	scale	1:1	
tolerance std	ISO 406 ISO 1101	eng	Wei-Long Zhang	2012/05/31			ecn no	-	rel level	Released	
TOLERANCES UNLESS OTHERWISE SPECIFIED		chr	-	appr							Pei-Ming Zheng
surface	ISO 1302	linear	0.X	±0.3	product family		VERT RECT 40P + 20S	cat. no.	10120871	rev	A
		angular	0°	±2°	HIGH POWER CARD EDGE		Product - Customer Drw	sheet 3 of 4			

HPCE PART NUMBER (TABLE 3)

PART NUMBER	TAIL TYPE	ORIENTATION KEY	DIM "A" TYPICAL TAIL LENGTH	DIM "B" RECOMMENDED BOARD THICKNESS
10120871-001LF	SOLDER	YES	3.17 ±0.25	1.59 - 2.38
10120871-002LF	SOLDER	NO		
10120871-003LF	PRESS-FIT	YES	3.17±0.25	1.57 MIN
10120871-004LF	PRESS-FIT	NO		

NOTES:

1. CONNECTOR MATERIALS:
 HOUSING: HIGH TEMPERATURE THERMAL PLASTIC, BLACK
 UL 94V-0 COMPLIANT
 CONTACTS: HIGH PERFORMANCE COPPER ALLOY.
2. CONTACT FINISH REF. GS-12-604 SECTION 5.2.
3. PRODUCT SPECIFICATION: GS-12-604.
4. APPLICATION SPECIFICATION: GS-20-128.
5. PRODUCT MARKING (FCI - PART NUMBER & DATE CODE) ON HOUSING IN AREA SHOWN.
6. PACKAGING MEETS FCI SPECIFICATION GS-14-937.
7. HOUSING COMPONENT WILL WITHSTAND EXPOSURE TO 260°C PEAK TEMPERATURE FOR 60 SECONDS IN A CONVECTION, INFRA-RED, OR VAPOR PHASE REFLOW OVEN.
8. COPPER PLATING THICKNESS IN CENTER OF VIA-HOLE CAN BE NO MORE THAN 0.003 LESS THAN OTHER AREAS.
9. ALL HOLE SIZES ARE FINISHED HOLE SIZES.
10. MOUNTING HOLES ARE UNPLATED
 Ø 2.40 +/- 0.1 FOR PRESS-FIT TAILS
 Ø 2.10 +/- 0.1 FOR SOLDER TAILS
11. PRESS FIT APPLICATION TOOL DRAWING : 10119453.



Copyright FCI. FCI

spec ref	-	dr	Wei-Long Zhang	2012/04/24	projection	mm	size	A2	scale	1:1
tolerance std	ISO 406 ISO 1101	eng	Wei-Long Zhang	2012/05/31			ecn no	-	rel level	Released
TOLERANCES UNLESS OTHERWISE SPECIFIED		chr	-	2012/05/31			product family	VERT RECT 40P + 20S HIGH POWER CARD EDGE		cat. no.
surface	ISO 1302	appr	Pei-Ming Zheng	2012/05/31	www.fci.com		Product - Customer Drw	sheet 4 of 4		
linear	0.X ±0.3 0.XX ±0.10 0.XXX ±0.05									
angular	0° ±2°									