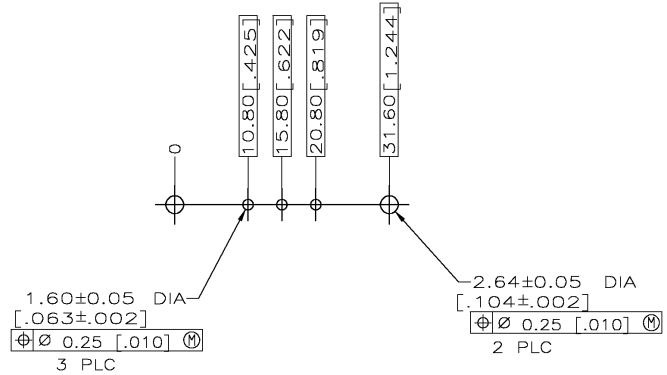
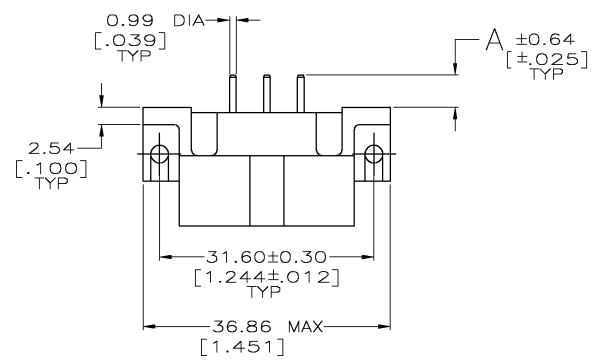
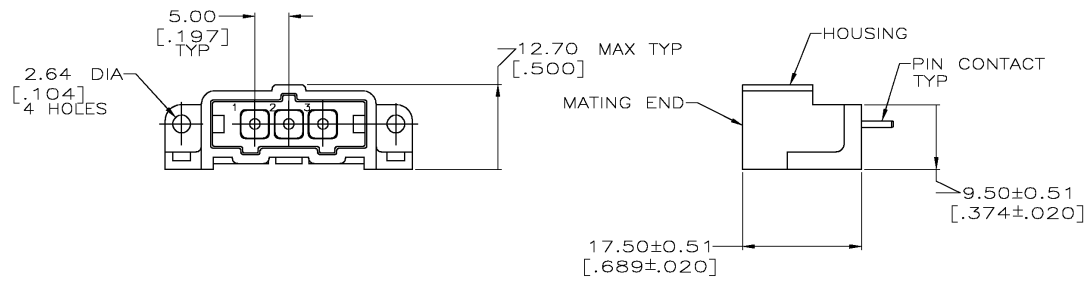


| LOC |     | DIST         |         | REVISIONS |      |  |  |
|-----|-----|--------------|---------|-----------|------|--|--|
| P   | LTN | DESCRIPTION  | DATE    | DWN       | APVD |  |  |
| K   |     | 063B-035B-03 | 02MAY03 | TK        | GS   |  |  |



RECOMMENDED PC BOARD LAYOUT



- ▲ NYLON, RED.
- ▲ BRASS PER ASTM B36.
- ▲ 3.81µm [0.000150] MIN TIN-LEAD OVER 2.54µm [0.000100] MIN COPPER OR 1.27µm [0.000050] MIN NICKEL.
- ▲ 0.76µm [0.000030] MIN GOLD FOR A LENGTH OF 5.08 [0.200] MIN FROM MATING END, 3.81µm [0.000150] MIN TIN-LEAD FOR A LENGTH OF 5.36 [0.211] MIN FROM OPPOSITE END, BOTH OVER 1.27µm [0.000050] MIN NICKEL.
- ▲ .000150 MIN TIN OVER .000100 MIN CU, OR .000050 MIN NICKEL.

|              |        |             |
|--------------|--------|-------------|
| 4.72 [0.186] | ▲5     | 207365-7    |
| 7.52 [0.296] | ▲4     | 207365-6    |
| 4.72 [0.186] | ▲4     | 207365-3    |
| 4.72 [0.186] | ▲3     | 207365-1    |
| A            | FINISH | PART NUMBER |

|   |   |                           |  |                      |       |   |   |       |   |              |       |   |   |       |   |   |        |   |   |                  |  |  |
|---|---|---------------------------|--|----------------------|-------|---|---|-------|---|--------------|-------|---|---|-------|---|---|--------|---|---|------------------|--|--|
| THIS DRAWING IS A CONTROLLED DOCUMENT.  |   | DWN<br>L SIPE<br>07/20/92 | Tyco Electronics Corporation<br>Harrisburg, Pa |                      |       |   |   |       |   |              |       |   |   |       |   |   |        |   |   |                  |  |  |
| DIMENSIONS:<br>INCHES   |   | CHK<br>R STONE<br>7-24-92 | APVD<br>A TRAVIS<br>7-24-92                    |                      |       |   |   |       |   |              |       |   |   |       |   |   |        |   |   |                  |  |  |
| TOLERANCES UNLESS OTHERWISE SPECIFIED:  |   | NAME<br>PRODUCT SPEC      |  |                      |       |   |   |       |   |              |       |   |   |       |   |   |        |   |   |                  |  |  |
| <table border="1"> <tr><td>0 PLC</td><td>±</td><td>-</td></tr> <tr><td>1 PLC</td><td>±</td><td>-</td></tr> <tr><td>2 PLC</td><td>±</td><td>0.25 [0.010]</td></tr> <tr><td>3 PLC</td><td>±</td><td>-</td></tr> <tr><td>4 PLC</td><td>±</td><td>-</td></tr> <tr><td>ANGLES</td><td>±</td><td>-</td></tr> </table> |   | 0 PLC                     | ±  | -                    | 1 PLC | ± | - | 2 PLC | ± | 0.25 [0.010] | 3 PLC | ± | - | 4 PLC | ± | - | ANGLES | ± | - | APPLICATION SPEC |  |  |
| 0 PLC   | ± | -                         |  |                      |       |   |   |       |   |              |       |   |   |       |   |   |        |   |   |                  |  |  |
| 1 PLC   | ± | -                         |  |                      |       |   |   |       |   |              |       |   |   |       |   |   |        |   |   |                  |  |  |
| 2 PLC   | ± | 0.25 [0.010]              |  |                      |       |   |   |       |   |              |       |   |   |       |   |   |        |   |   |                  |  |  |
| 3 PLC   | ± | -                         |  |                      |       |   |   |       |   |              |       |   |   |       |   |   |        |   |   |                  |  |  |
| 4 PLC   | ± | -                         |  |                      |       |   |   |       |   |              |       |   |   |       |   |   |        |   |   |                  |  |  |
| ANGLES  | ± | -                         |  |                      |       |   |   |       |   |              |       |   |   |       |   |   |        |   |   |                  |  |  |
| MATERIAL<br>HOUSING: 1  |   | WEIGHT                    |  |                      |       |   |   |       |   |              |       |   |   |       |   |   |        |   |   |                  |  |  |
| FINISH<br>CONTACTS: SEE TBL   |   | SIZE<br>A2                |  |                      |       |   |   |       |   |              |       |   |   |       |   |   |        |   |   |                  |  |  |
| CUSTOMER DRAWING  |   | CAGE CODE<br>00779        |  | DRAWING NO<br>207365 |       |   |   |       |   |              |       |   |   |       |   |   |        |   |   |                  |  |  |
|   |   | SCALE<br>4:1              |  | SHEET<br>1 OF 1      |       |   |   |       |   |              |       |   |   |       |   |   |        |   |   |                  |  |  |
|   |   |                           |  | REV<br>K             |       |   |   |       |   |              |       |   |   |       |   |   |        |   |   |                  |  |  |

207365