

APAKC3508A-SG3



35.0 x 35.0 x 8.7 mm
 RoHS/RoHS II Compliant
 MSL = N/A: Not Applicable

Features

- Multiband GPS/GLONASS/BeidouGalileo GNSS patch
- Active GNSS with LNA, LNA gain of 32 dB
- RHCP polarization
- 35.0 x 35.0 x 8.7 mm
- RF coax cable, IPEX connector

Applications


- GPS/GLONASS/Galileo/Beidou applications
- IoT
- M2M
- Remote technology monitoring
- Geofencing
- Surveying and mapping systems
- Logistics

Electrical Specifications

Parameters	GPS-L1			BeiDou-B1			GLONASS-L1			Galileo-E1			Units
	Min.	Typ.	Max.	Min.	Typ.	Max.	Min.	Typ.	Max.	Min.	Typ.	Max.	
Operating Frequency	1555 ~ 1615												MHz
VSWR			1.5			1.5			1.5			1.5	
Gain		3.0			2.8			2.5			3.0		dBi
Axial Ratio			3			3			3			3	dB
Impedance	50												Ω
Polarization	RHCP												

LNA

Parameters	Min.	Typ.	Max.	Units	Notes
Operating Frequency	1555 ~ 1615			MHz	
VSWR			2.0		
Gain		32 ± 2		dB	@ 25°C
Noise Figure		1.2		dB	
DC Voltage		3.0		V	
DC Current		8.5		mA	
Impedance	50			Ω	



APAKC3508A-SG3



35.0 x 35.0 x 8.7 mm
 RoHS/RoHS II Compliant
 MSL = N/A: Not Applicable

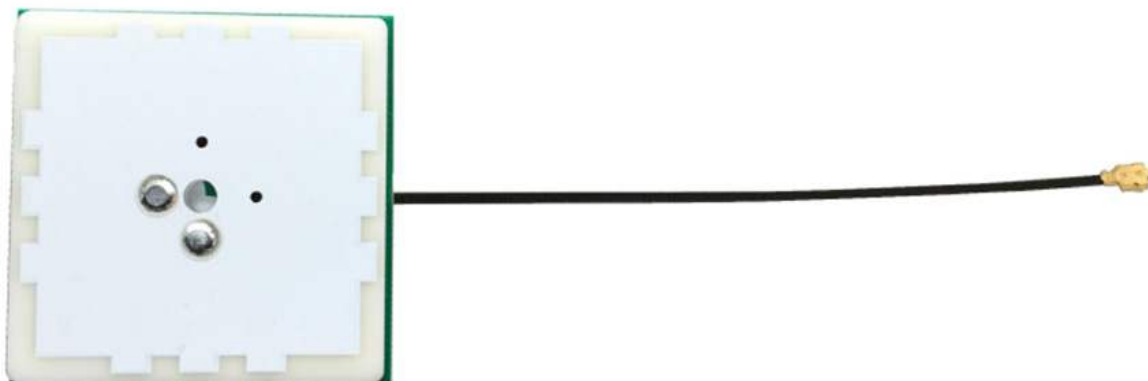
Mechanical Specifications


Parameters	Description
Antenna	Dielectric Ceramics
Ground	PCB, FR4, 0.6 mm
Cable	75 mm, RF-1.13
Connector	IPEX-II

Environmental Specifications

Parameters	Description
Operating Temperature	-40 °C to +80 °C
Storage Temperature	-40 °C to +85 °C
Frequency Temperature Coefficient	20ppm/deg. °C
Humidity	10 % ~ 95 % R.H.

Product Image



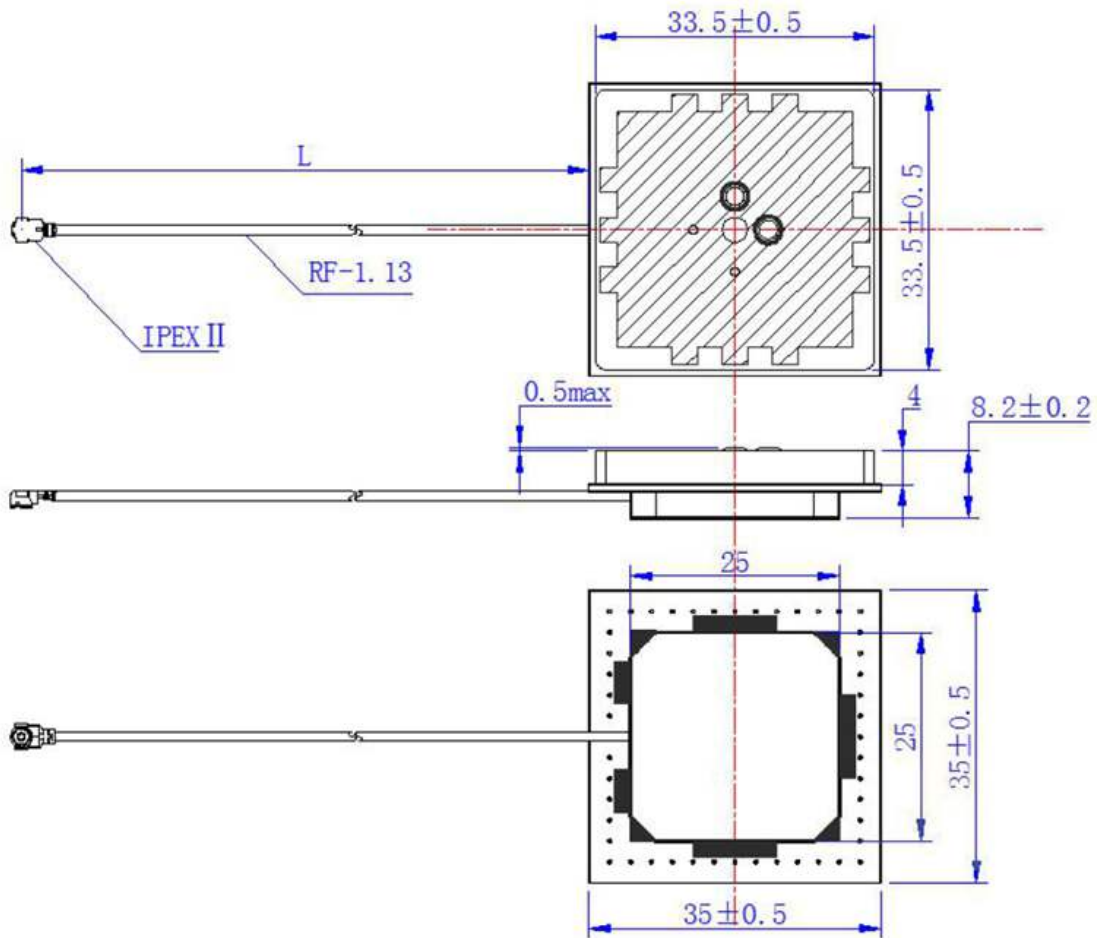


APAKC3508A-SG3




35.0 x 35.0 x 8.7 mm
RoHS/RoHS II Compliant
MSL = N/A: Not Applicable

Product Dimensions



(Unit : mm)



APAKC3508A-SG3



35.0 x 35.0 x 8.7 mm
 RoHS/RoHS II Compliant
 MSL = N/A: Not Applicable


Return Loss and Impedance Characteristics

Antenna



LNA (Gain @ 3.0 V)





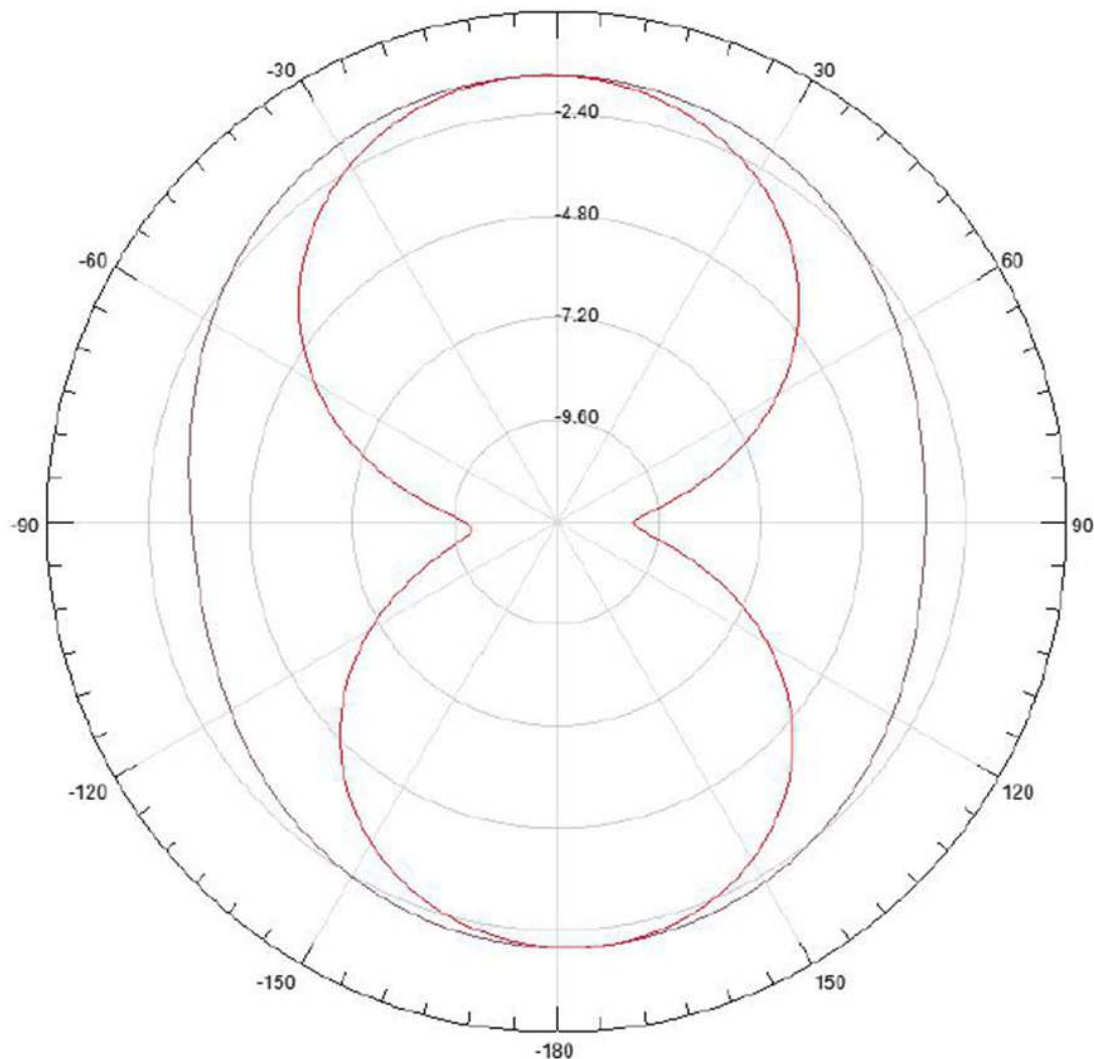
APAKC3508A-SG3




35.0 x 35.0 x 8.7 mm
RoHS/RoHS II Compliant
MSL = N/A: Not Applicable

Radiation Pattern

2D - Pattern
YZ & XZ - Plane
1561 MHz





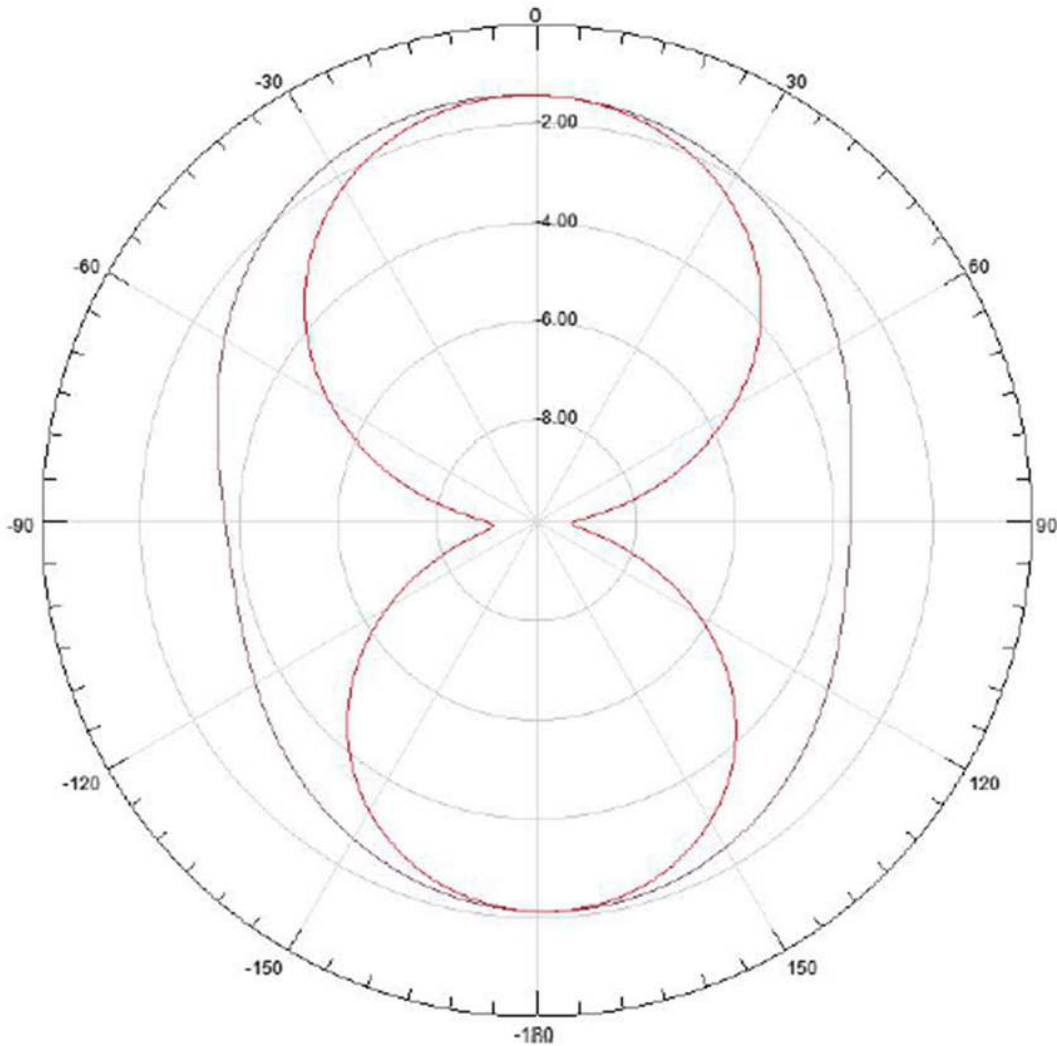
APAKC3508A-SG3




35.0 x 35.0 x 8.7 mm
RoHS/RoHS II Compliant
MSL = N/A: Not Applicable

Radiation Pattern

2D - Pattern
YZ & XZ - Plane
1575.42 MHz





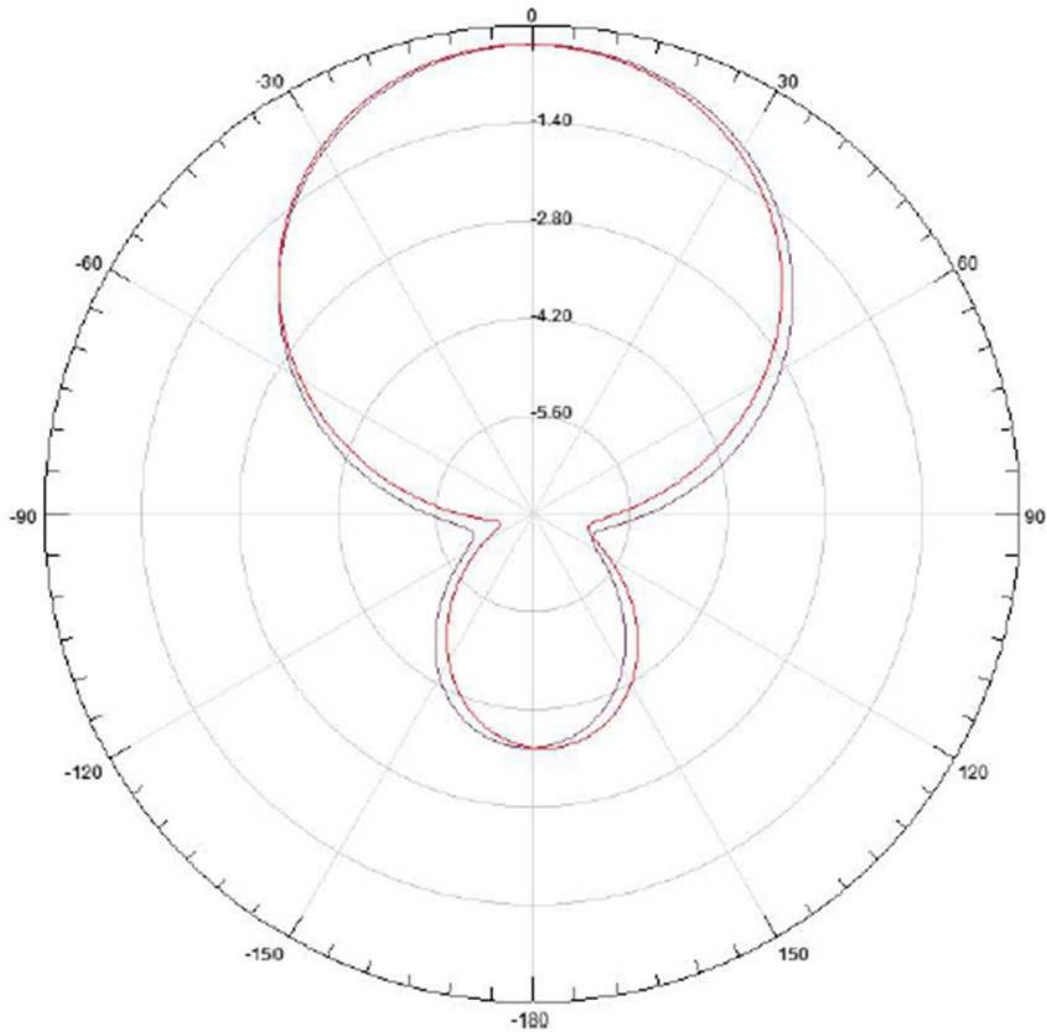
APAKC3508A-SG3




35.0 x 35.0 x 8.7 mm
RoHS/RoHS II Compliant
MSL = N/A: Not Applicable

Radiation Pattern

2D - Pattern
YZ & XZ - Plane
1602 MHz





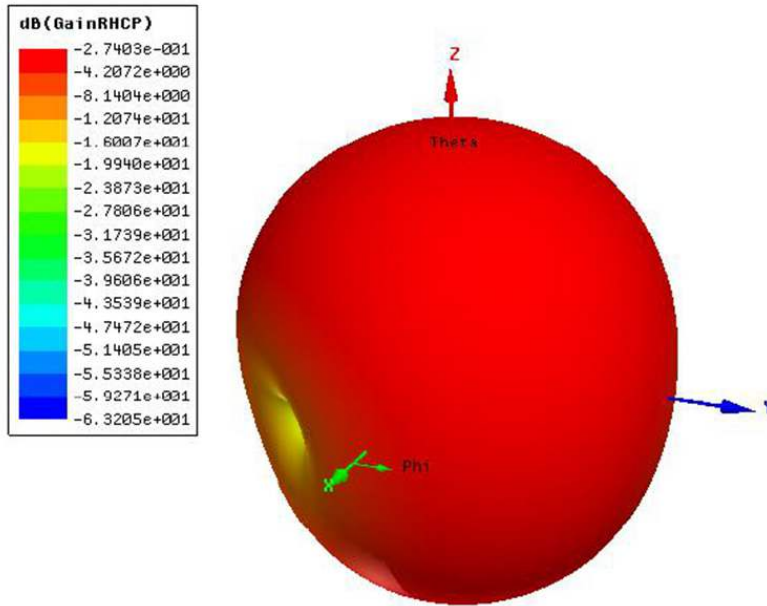
APAKC3508A-SG3



35.0 x 35.0 x 8.7 mm
RoHS/RoHS II Compliant
MSL = N/A: Not Applicable

Radiation Pattern

3D - Pattern



Packaging

A package has 1000 antenna elements.

ATTENTION: Abracon LLC's products are COTS – Commercial-Off-The-Shelf products; suitable for Commercial, Industrial and, where designated, Automotive Applications. Abracon's products are not specifically designed for Military, Aviation, Aerospace, Life-dependent Medical applications or any application requiring high reliability where component failure could result in loss of life and/or property. For applications requiring high reliability and/or presenting an extreme operating environment, written consent and authorization from Abracon LLC is required. Please contact Abracon LLC for more information.



5101 Hidden Creek Ln Spicewood TX 78669
Phone: 512-371-6159 | Fax: 512-351-8858
For terms and conditions of sales, please visit:
www.abracon.com

REVISED: 06-24-19

ABRACON IS
ISO9001-2015
CERTIFIED