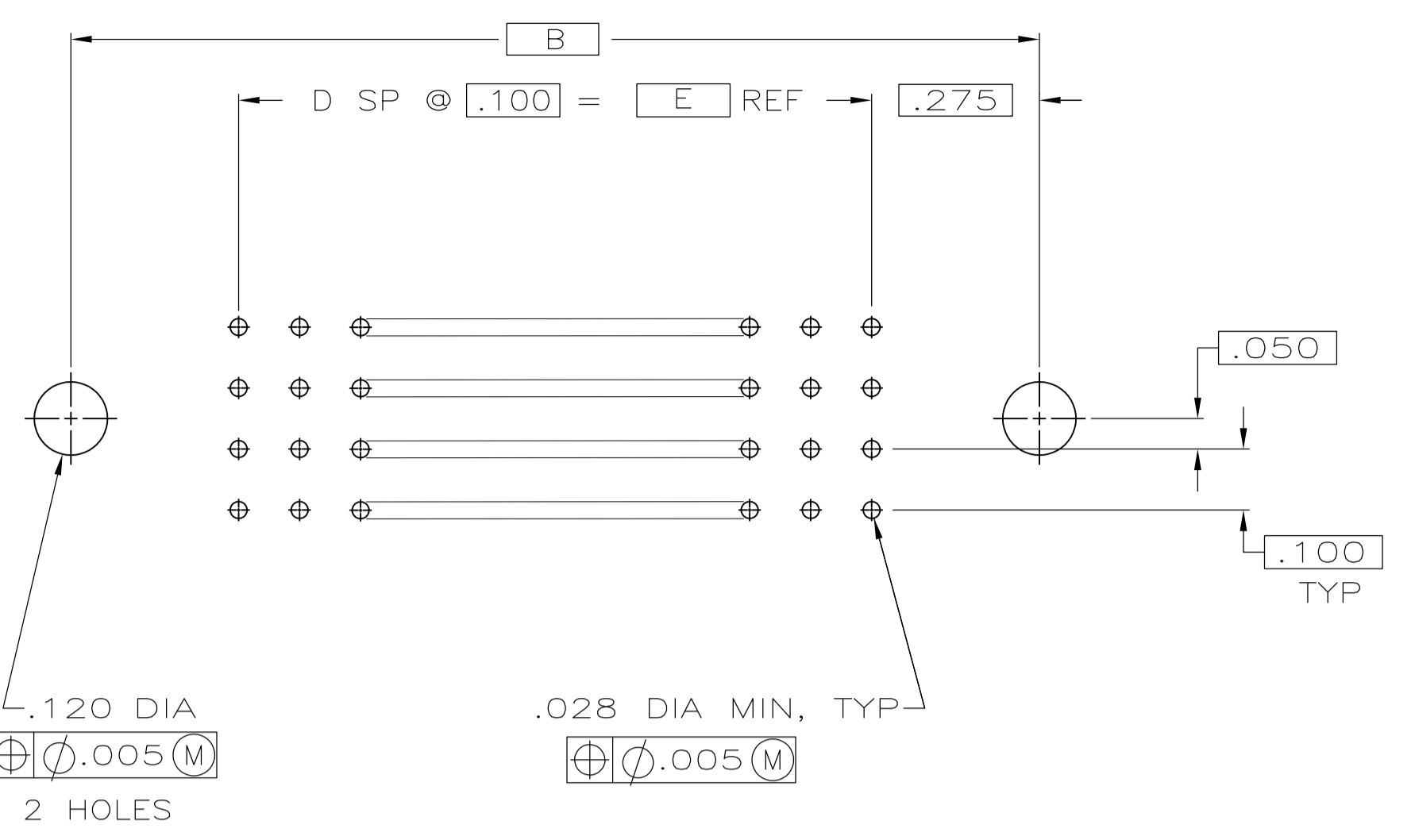
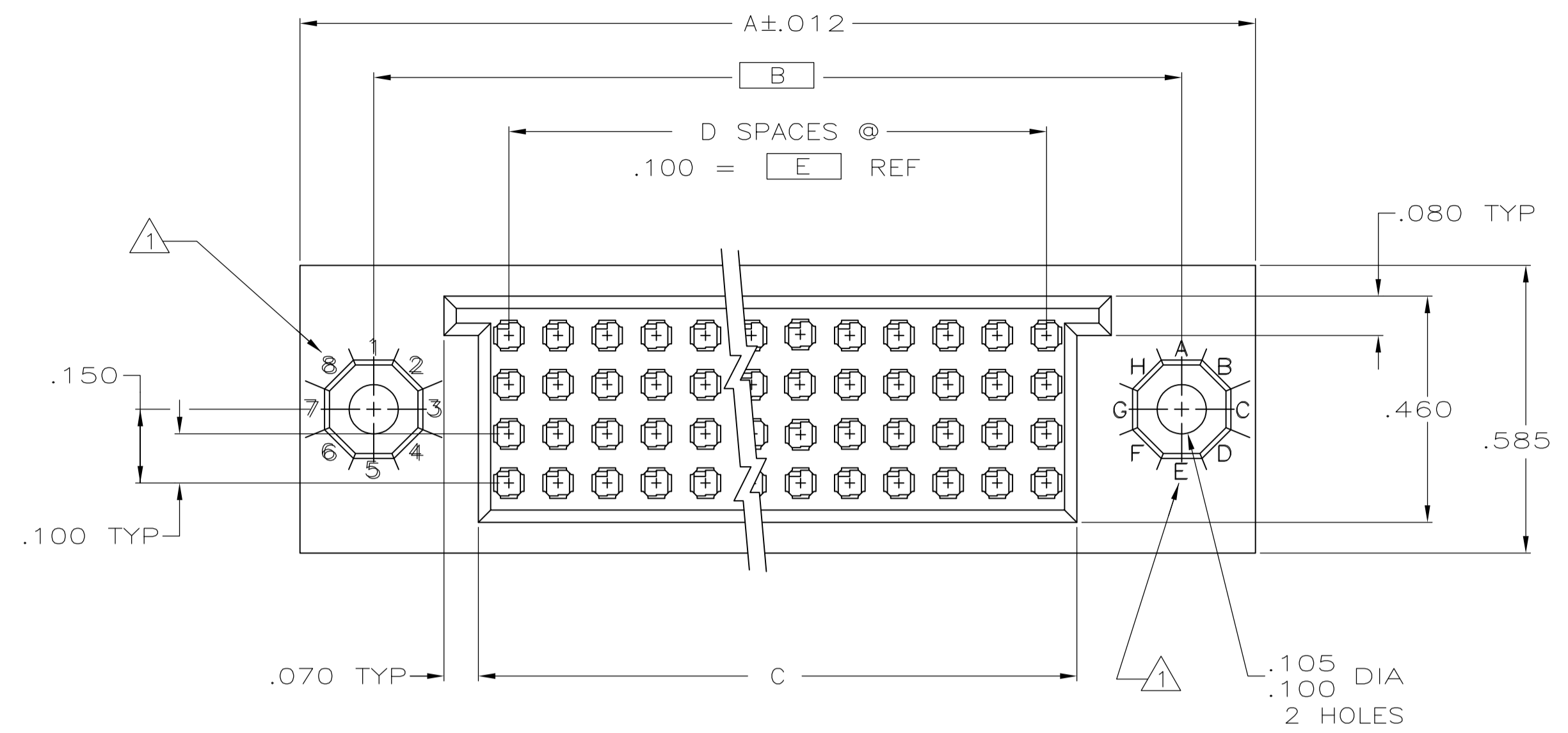
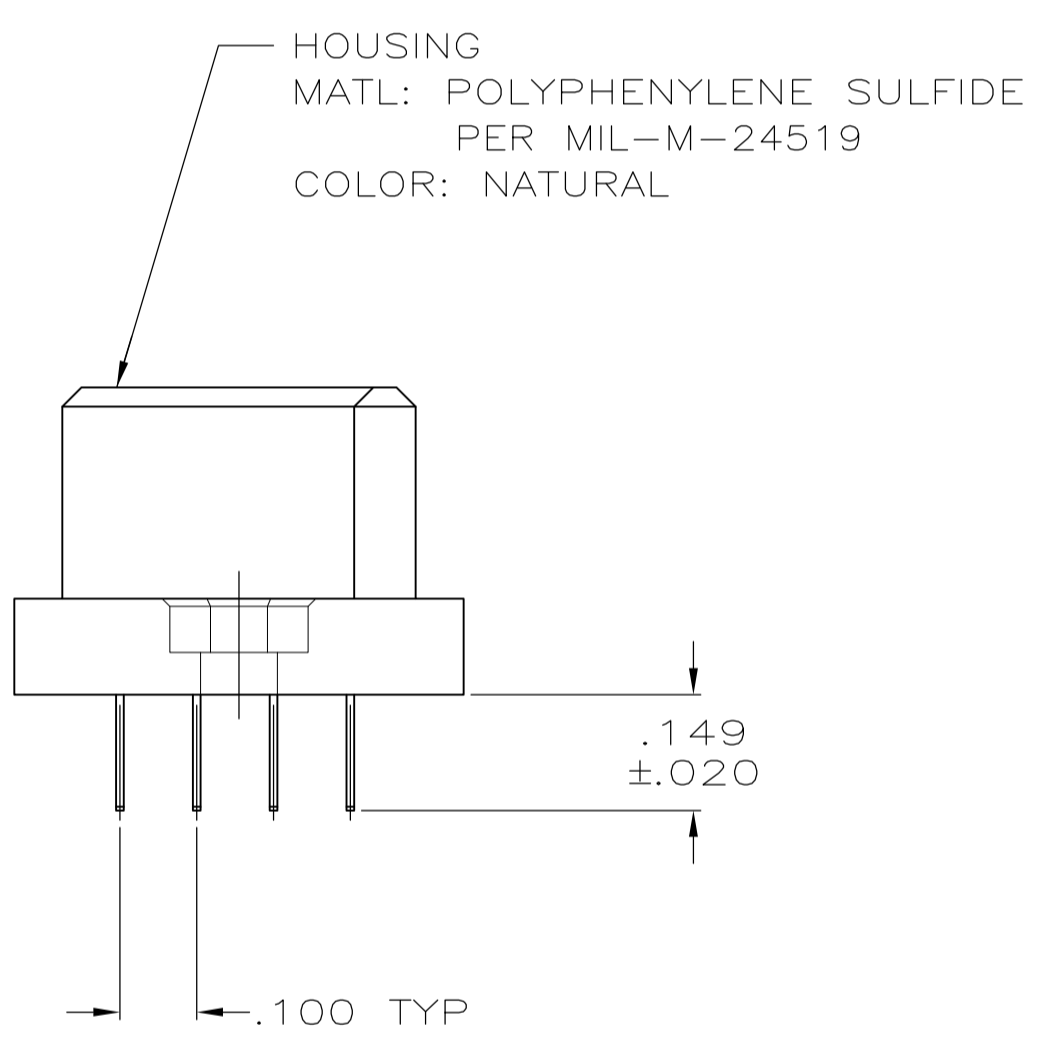
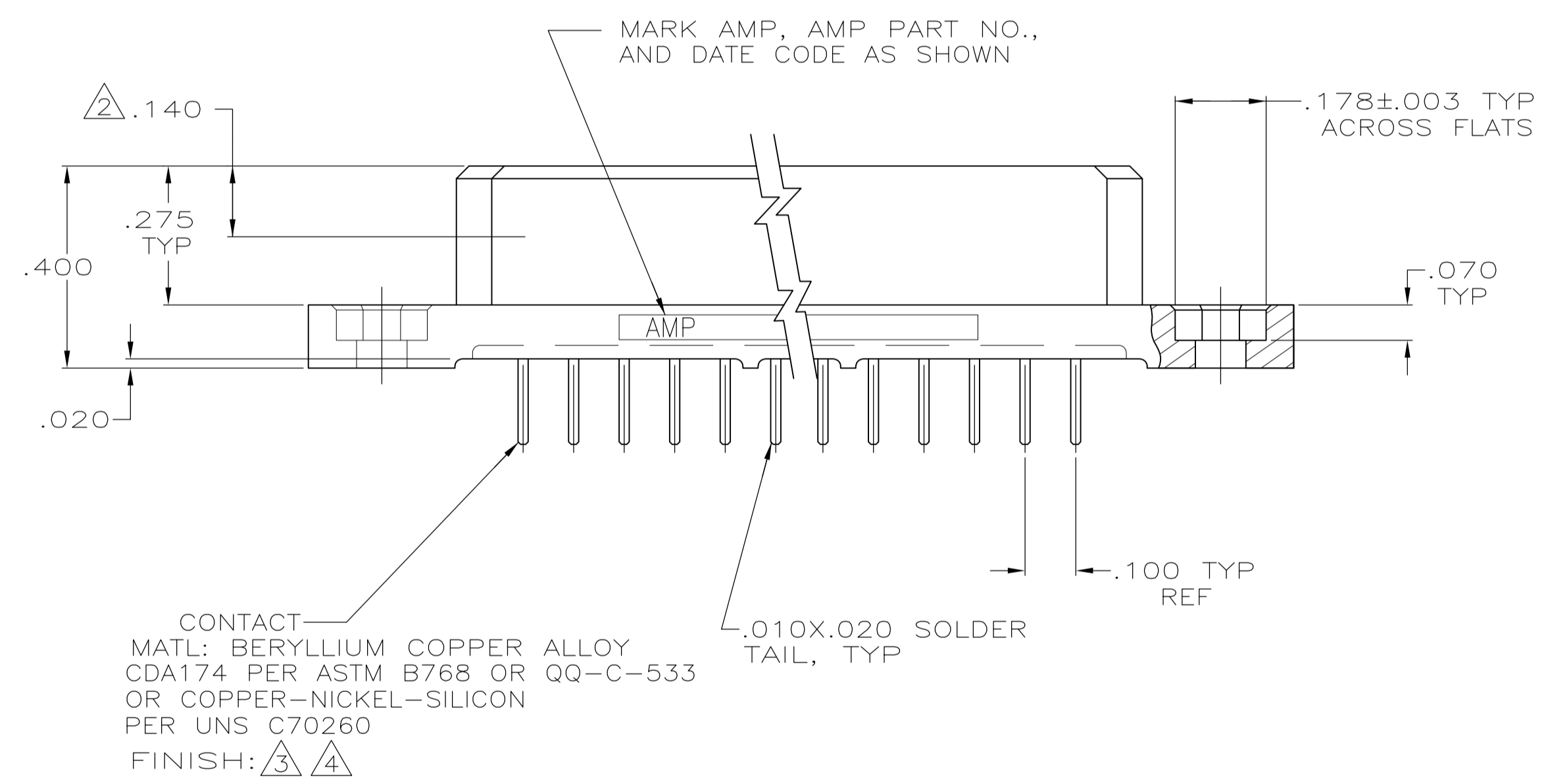


LOC		DIST		REVISIONS			
P	LTR	DESCRIPTION	DATE	DNW	APVD	CT	RL
G	REV PER ECO	10-012616	6-17-10	CT	RL		



RECOMMENDED P.C. BOARD LAYOUT



- ① KEY POSITION IDENTIFICATIONS MOLDED ON SURFACES SHOWN.
- ② MAX DEPTH OF CONTACT POINT.
- ③ FINISH: PLATED GOLD .000050 THK PER ASTM-B-488 IN CONTACT AREA WITH A POINT OF PLATING THICKNESS MEASUREMENT .135 FROM MATING END OF CONTACT; TAILS PLATED TIN-LEAD; ALL OVER NICKEL PER AMS QQ-N-290.
- ④ FINISH: PLATED GOLD .000050 THK PER ASTM-B-488 IN CONTACT AREA WITH A POINT OF PLATING THICKNESS MEASUREMENT .135 FROM MATING END OF CONTACT; TAILS PLATED TIN; ALL OVER NICKEL PER AMS QQ-N-290.

④	3.100	31	3.224	3.650	3.950	128	6-446081-7
④	4.900	49	5.024	5.450	5.750	200	6-446081-0
③	1.900	19	2.024	2.450	2.750	80	2-446081-2
③ OBSOLETE	.900	9	1.024	1.450	1.750	40	2-446081-1
③ OBSOLETE	1.600	16	1.724	2.150	2.450	68	2-446081-0
③	2.400	24	2.524	2.950	3.250	100	1-446081-9
③	2.900	29	3.024	3.450	3.750	120	1-446081-8
③	3.100	31	3.224	3.650	3.950	128	1-446081-7
③ OBSOLETE	3.400	34	3.524	3.950	4.250	140	1-446081-6
③ OBSOLETE	3.700	37	3.824	4.250	4.550	152	1-446081-5
③ OBSOLETE	3.900	39	4.024	4.450	4.750	160	1-446081-4
③ OBSOLETE	4.100	41	4.224	4.650	4.950	168	1-446081-3
③ OBSOLETE	4.400	44	4.524	4.950	5.250	180	1-446081-2
③ OBSOLETE	4.700	47	4.824	5.250	5.550	192	1-446081-1
③ OBSOLETE	4.900	49	5.024	5.450	5.750	200	1-446081-0
③ OBSOLETE	5.300	53	5.424	5.850	6.150	216	446081-9
③	5.400	54	5.524	5.950	6.250	220	446081-8
③ OBSOLETE	5.700	57	5.824	6.250	6.550	232	446081-7
③ OBSOLETE	5.900	59	6.024	6.450	6.750	240	446081-6
③ OBSOLETE	6.400	64	6.524	6.950	7.250	260	446081-5
③ OBSOLETE	6.600	66	6.724	7.150	7.450	268	446081-4
③ OBSOLETE	6.900	69	7.024	7.450	7.750	280	446081-3
③ OBSOLETE	7.200	72	7.324	7.750	8.050	292	446081-2
③ OBSOLETE	7.400	74	7.524	7.950	8.250	300	446081-1

THIS DRAWING IS A CONTROLLED DOCUMENT.

DIMENSIONS: INCHES

TOLERANCES UNLESS OTHERWISE SPECIFIED:

0 PLC	± .005
1 PLC	± .005
2 PLC	± .01
3 PLC	± .005
4 PLC	± .005
ANGLES	± .005

MATERIAL: SEE CALLOUT

FINISH: SEE CALLOUT

WEIGHT: —

CUSTOMER DRAWING

DIN: T. THOMPSON 04-03-95

CHK: D. MILLER 04-03-95

APP'D: D. MILLER 04-03-95

NAME: RECEPTACLE ASSEMBLY, FOUR ROW BOX, LOW FORCE CONTACTS.

SIZE: A1

CAGE CODE: 00779

DRAWING NO: 446081

RESTRICTED TO: —

SCALE: 4:1

SHEET: 1 of 1

REV: G