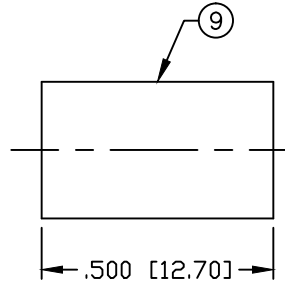
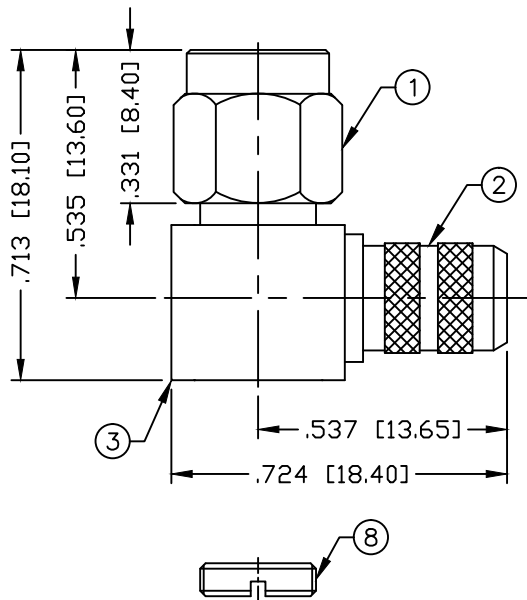


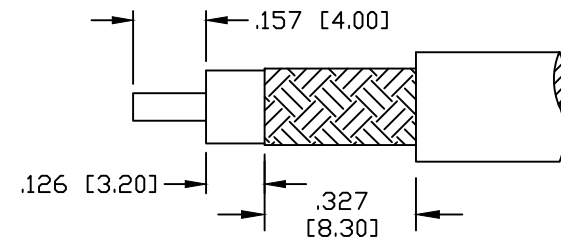
PART NO.

RSA-3010-X

REV	DESCRIPTION	DWN	DATE	APPROVED
C	CHANGED PRESS TO SCREW CAP / UPDATE DWG FORMAT	CZS	03/06/18	JDMc



RECOMMENDED CRIMP DIE: .255"



RECOMMENDED STRIPPING DIMENSIONS

SPECIFICATIONS:

IMPEDANCE: 50 Ohms

FREQUENCY RANGE: 0-12.4 GHz

INSERTION LOSS(dB): $0.04 \times \sqrt{f}$ (GHz)

WORKING VOLTAGE: 500 V rms Max. @ Sea Level

INSULATION RESISTANCE: 5k M Ohms min.

TEMPERATURE RANGE: -65°C TO 85°C

FOR RG-8/X, BELDEN 9258, MAXRAD M8X-100 & M8X-1000, MICRO 8/U, REMEE 1600, SAXTON 8315 & TIMES LMR-240 & LMR-240 ULTRAFLEX CABLE

NOTE: ATTACH CABLE TO CONNECTOR BY SOLDERING THE CABLE INNER CONDUCTOR TO THE PIN SLOT INSIDE THE CONNECTOR

#	DESCRIPTION	QTY	MATERIAL	FINISH
1	SHELL	1	BRASS	NICKEL
2	FERRULE STUD	1	BRASS	NICKEL
3	PRESS BODY	1	BRASS	NICKEL
4	INSULATOR	1	PTFE	---
5	PIN	1	BRASS	GOLD
6	RETAINING RING	1	Be-Cu	---
7	GASKET	1	SILICONE	---
8	COVER	1	BRASS	NICKEL
9	FERRULE	1	BRASS	NICKEL

CUSTOMER OUTLINE DRAWING	
ALL DIMENSIONS ARE REFERENCE ONLY	
UNLESS OTHERWISE SPECIFIED: DIMENSIONS ARE IN INCHES AND [MILLIMETERS]	
DRAWN C. ZUNIGA	03/06/18
CHECKED	
ORJ DRAWN C. ZUNIGA	4/7/98

RoHS COMPLIANT

PROPRIETARY AND CONFIDENTIAL
THIS DRAWING CONTAINS INFORMATION PROPRIETARY TO RF INDUSTRIES. ANY UNAUTHORIZED USE OF THIS DRAWING IS EXPRESSLY PROHIBITED WITHOUT WRITTEN PERMISSION FROM RF INDUSTRIES. ANY VIOLATION IS PUNISHABLE UNDER U.S. COPYRIGHT LAWS.

RFconnectors
DIVISION OF RF INDUSTRIES, LTD. (858) 549-6345 FAX
RFINDUSTRIES.COM
7610 MIRAMAR RD.
SAN DIEGO, CA 92126
(858) 549-6340

SMA PLUG, CRIMP
RIGHT ANGLE

CABLE GROUP	DWG #	REVISION
X	RSA-3010-X	C
FORMAT	SCALE	CONTROL #
A	NTS	N/A
		SHEET 1 OF 1