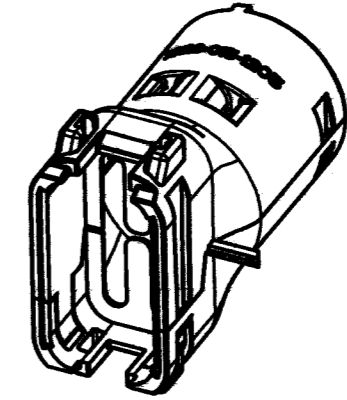
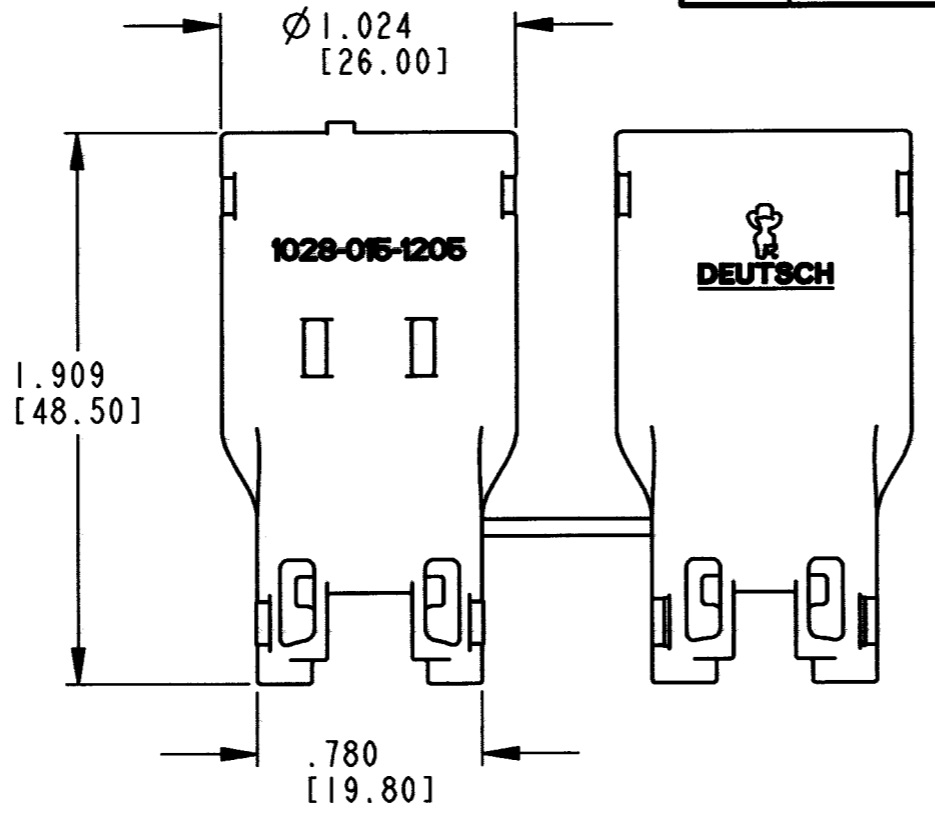

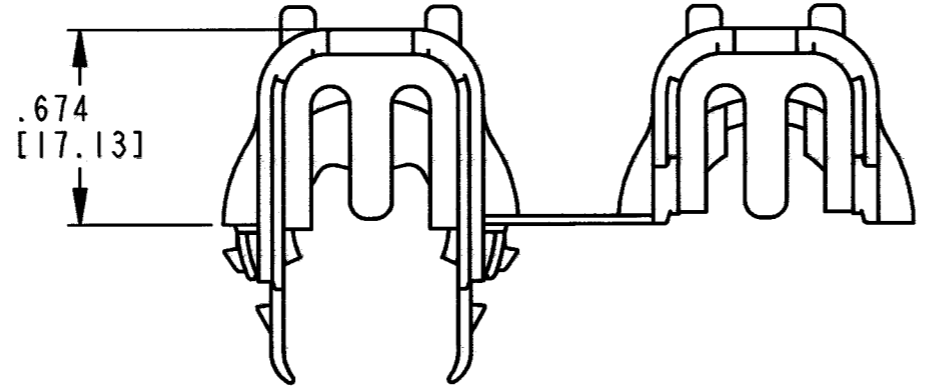
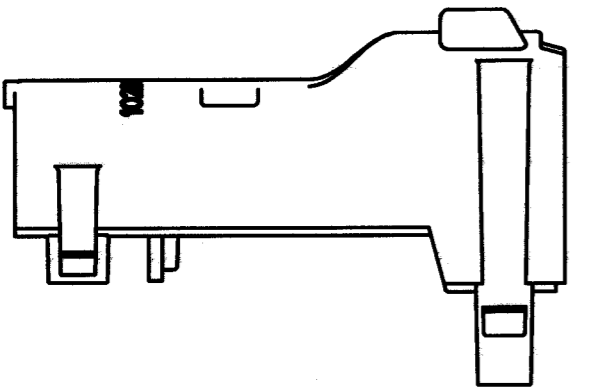


REV
NC 1028-015-1205

REVISIONS			
SYM	DESCRIPTION	DATE	APPROVED
NC	NEW RELEASE PER E.O. P20981	8-26-11	RDP



3D VIEW
CLOSED



3D VIEW
OPEN

- NOTES:
1. ALL DIMENSIONS ARE IN INCHES [MILLIMETERS] AND ARE ±.025[.64] UNLESS OTHERWISE SPECIFIED.
 2. THIS PART MATES WITH DTM06-12S*-**** PLUG WITH ANY MODIFICATION THAT DOES NOT INCLUDE AN END CAP. (* = KEY ARR. A,B,C,D; **** = MODIFICATION)
 3. MATERIAL: PLASTIC; COLOR: BLACK

SIGNATURE & DATE	
DR	A. MALAGON 15 JUN 11
CHK	RDP 8/26/11
PE	R. MILLIGAN 8-9-11
APPD	S. BEARD 8/26/11
SCALE	NONE
WT	

BACKSHELL
SWIVEL ADAPTER
12 PIN PLUG
DTM SERIES

ENVELOPE

EP	MATL. CODE
3850 INDUSTRIAL AVE. HEMET, CA 92545	
B	1028-015-1205
DWG SIZE	CODE 11139 SHEET OF