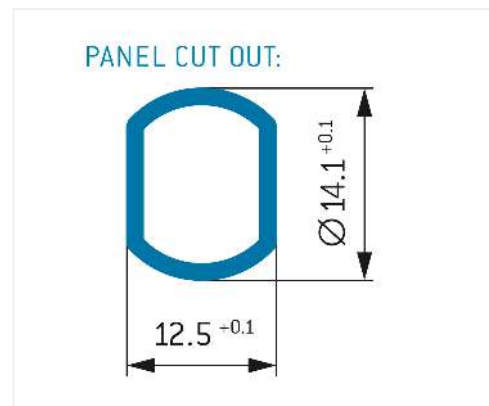

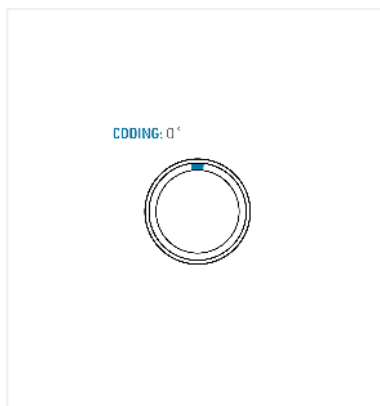


General information

| | |
|-------------------|---------------------|
| Part number | G81M07-P10LCC0-0070 |
| Termination | solder |
| Size | 1 |
| Locking principle | break , push |
| Coding | 0_key |



Contact insert description

| | |
|----------------------|---------|
| Number of contacts | 10 |
| Contact type | sockets |
| Contact diameter | 05mm |
| Insulator material | peek |
| Wire cross section | 28_awg |
| Termination | solder |
| Termination diameter | 045mm |

reverse_gender_on_request

Technical information

| | | |
|--|-----------|-----------------------|
| Max. creepage and air clearance distance | 05_mm | iec_60601_1mopp_2moop |
| Nominal current single contact | 04_a | iec_60512_5_2 |
| Nominal current insert | 2,2 A | vde_0298_4 |
| Test voltage | 135_kv_dc | sae_13441 |

safety_text
 iec_60601_receptacle

Mechanical and environmental data

| | |
|-----------------------|----------|
| Degree of protection* | ip50 |
| Operating temperature | 50_120_c |
| Mating cycles | 5000 |

mated_unmated

Insulator materials MEDI-SNAP®

psu_peek

Material and surface treatments

| | |
|--------------|---------------|
| Housing | psu_gray |
| Color option | gray |
| Contact | cu_alloy_gold |

safety_text_2

ul_text

illustrative_text