



## Main

|                                |  |
|--------------------------------|--|
| Range of Product               | Harmony XDA  |
| Product or Component Type      | Joystick controller  |
| Device short name              | XD4  |
| Bezel material                 | Chromium plated metal  |
| Fixing collar material         | Zamak  |
| Mounting diameter              | 0.87 in (22 mm)  |
| Sale per indivisible quantity  | 1  |
| Type of operator               | Spring return to 0 position, long operating shaft<br>2.13 in (54 mm)   |
| Operator position information  | 3 positions  |
| Operator direction information | 2 directions   |
| Contacts type and composition  | 1 NO   |
| Contact operation              | Slow-break   |
| Connections - terminals        | Screw clamp terminals, $\leq 2 \times 1.5 \text{ mm}^2$ with cable end EN 60947-1<br>Screw clamp terminals, $\geq 1 \times 0.22 \text{ mm}^2$ without cable end EN 60947-1 |

## Complementary

|  |   |
|--|---|
| Net Weight   | 0.26 lb(US) (0.116 kg)  |
| Resistance to high pressure washer                       | 1015.26 psi (7000000 Pa) 131 °F (55 °C) 0.1 m   |
| Shape of signaling unit head                             | Round   |
| Notch per direction                                      | 1   |
| Contacts usage   | Standard  |
| Positive opening   | Without   |
| Mechanical durability                                    | 1000000 cycles  |
| Tightening torque  | 7.08...10.62 lbf.in (0.8...1.2 N.m) EN 60947-1  |
| Shape of screw head                                      | Cross Philips no 1<br>Cross pozidriv No 1<br>Slotted flat Ø 4 mm<br>Slotted flat Ø 5.5 mm   |
| Contacts material  | Silver alloy (Ag/Ni)  |
| Short-circuit protection                                 | 10 A cartridge fuse gG EN/IEC 60947-5-1   |
| [I <sub>th</sub> ] conventional free air thermal current | 10 A EN/IEC 60947-5-1   |
| [U <sub>i</sub> ] rated insulation voltage               | 600 V 3)EN 60947-1  |
| [U <sub>imp</sub> ] rated impulse withstand voltage      | 6 kV EN 60947-1   |
| [I <sub>e</sub> ] rated operational current              | 0.1 A 250 V, DC-13, R300 EN/IEC 60947-5-1<br>0.22 A 125 V, DC-13, R300 EN/IEC 60947-5-1   |
| Electrical durability                                    | 1000000 Cycles, AC-15, 2 A 230 V 3600 cyc/h 0.5 EN/IEC 60947-5-1 appendix C<br>1000000 Cycles, AC-15, 3 A 120 V 3600 cyc/h 0.5 EN/IEC 60947-5-1 appendix C<br>1000000 Cycles, AC-15, 4 A 24 V 3600 cyc/h 0.5 EN/IEC 60947-5-1 appendix C<br>1000000 Cycles, DC-13, 0.2 A 110 V 3600 cyc/h 0.5 EN/IEC 60947-5-1 appendix C<br>1000000 cycles, DC-13, 0.5 A 24 V 3600 cyc/h 0.5 EN/IEC 60947-5-1 appendix C |
| Electrical reliability                                   | $\Lambda < 10\text{exp}(-6)$ 5 V, 1 mA in clean environment EN/IEC 60947-5-4<br>$\Lambda < 10\text{exp}(-8)$ 17 V, 5 mA in clean environment EN/IEC 60947-5-4   |
| Device presentation                                      | Complete product  |

## Environment

|                                       |   |
|---------------------------------------|---|
| Protective treatment                  | TH  |
| Ambient Air Temperature for Storage   | -40...158 °F (-40...70 °C)  |
| Ambient air temperature for operation | -13...158 °F (-25...70 °C)  |
| Electrical shock protection class     | Class I IEC 60536   |
| IP degree of protection               | IP66 IEC 60529  |
| NEMA degree of protection             | NEMA 13<br>NEMA 4X  |
| IK degree of protection               | IK03 IEC 50102  |
| Standards                             | EN/IEC 60947-5-5<br>UL 508<br>JIS C8201-5-1<br>EN/IEC 60947-5-1<br>EN/IEC 60947-5-4<br>EN/IEC 60947-1<br>CSA C22.2 No 14<br>JIS C8201-1 |
| Product Certifications                | DNV<br>LROS (Lloyds register of shipping)<br>UL Listed<br>BV<br>GL<br>CSA   |
| Vibration resistance                  | 5 gn 2...500 Hz)IEC 60068-2-6   |
| Shock resistance                      | 30 gn 18 ms) half sine wave acceleration IEC 60068-2-27<br>50 gn 11 ms) half sine wave acceleration IEC 60068-2-27                      |

## Ordering and shipping details

|                       |                                     |
|-----------------------|-------------------------------------|
| Category              | 22468 - PUSHBUTTONS,22MM(METAL) NEW |
| Discount Schedule     | CS2                                 |
| GTIN                  | 3389110887419                       |
| Nbr. of units in pkg. | 1                                   |
| Package weight(Lbs)   | 4.30 oz (122 g)                     |
| Returnability         | Yes                                 |
| Country of origin     | FR                                  |

## Packing Units

|                              |                         |
|------------------------------|-------------------------|
| Unit Type of Package 1       | PCE                     |
| Package 1 Height             | 1.77 in (4.5 cm)        |
| Package 1 width              | 2.17 in (5.5 cm)        |
| Package 1 Length             | 4.92 in (12.5 cm)       |
| Unit Type of Package 2       | S02                     |
| Number of Units in Package 2 | 40                      |
| Package 2 Weight             | 11.28 lb(US) (5.117 kg) |
| Package 2 Height             | 5.91 in (15 cm)         |
| Package 2 width              | 11.81 in (30 cm)        |
| Package 2 Length             | 15.75 in (40 cm)        |
| Package 3 Height             | 5.91 in (15 cm)         |

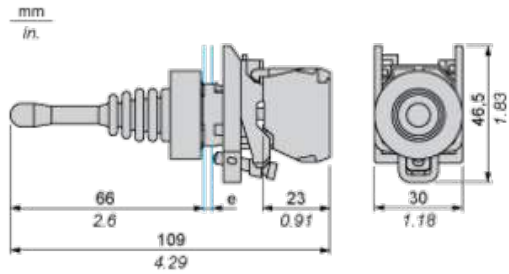
## Offer Sustainability

|                            |   |
|----------------------------|---|
| Sustainable offer status   | Green Premium product   |
| California proposition 65  | WARNING: This product can expose you to chemicals including: Lead and lead compounds, which is known to the State of California to cause cancer and birth defects or other reproductive harm. For more information go to <a href="http://www.P65Warnings.ca.gov">www.P65Warnings.ca.gov</a> |
| REACH Regulation           | <a href="#">REACH Declaration</a>   |
| EU RoHS Directive          | Pro-active compliance (Product out of EU RoHS legal scope) <a href="#">EU RoHS Declaration</a>  |
| Mercury free               | Yes   |
| RoHS exemption information | <a href="#">Yes</a>   |
| China RoHS Regulation      | <a href="#">China RoHS Declaration</a>  |
| Environmental Disclosure   | <a href="#">Product Environmental Profile</a>   |
| WEEE                       | The product must be disposed on European Union markets following specific waste collection and never end up in rubbish bins.  |

## Contractual warranty

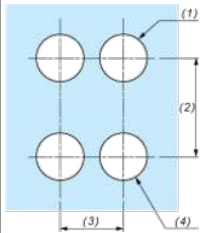
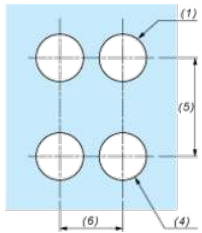
|          |           |
|----------|-----------|
| Warranty | 18 months |
|----------|-----------|

Dimensions



e: panel thickness: 1 to 6 mm / 0.04 to 0.24 in.

Panel Cut-out for Pushbuttons, Switches and Pilot Lights (Finished Holes, Ready for Installation)

| Connection by Screw Clamp Terminals or Plug-in Connectors or on Printed Circuit Board   | Connection by Faston Connectors  |
|---|--|
|    |  |
| <p>(1) Diameter on finished panel or support</p> <p>(2) 40 mm min. / 1.57 in. min.</p> <p>(3) 30 mm min. / 1.18 in. min.</p> <p>(4) <math>\varnothing 22.5 \text{ mm} / 0.89 \text{ in. recommended } (\varnothing 22.3 \text{ mm }_0^{+0.4} / 0.88 \text{ in. }_0^{+0.016})</math></p> <p>(5) 45 mm min. / 1.78 in. min.</p> <p>(6) 32 mm min. / 1.26 in. min.</p> |  |