

## - FRONT 2,5-V/SA10/ 9 BK - 1809555

Please be informed that the data shown in this PDF Document is generated from our Online Catalog. Please find the complete data in the user's documentation. Our General Terms of Use for Downloads are valid (<http://phoenixcontact.com/download>)

PCB terminal block, Nominal current: 24 A, Nom. voltage: 400 V, Pitch: 5 mm, Number of positions: 9, Connection method: Screw connection, Mounting: Soldering, Conductor/PCB connection direction: 90 °, Color: black

### Key commercial data

Packing unit	1 pc
Minimum order quantity	10 pc
Weight per Piece (excluding packing)	32.2 GRM
Custom tariff number	85369010
Country of origin	Germany

### Technical data

#### Dimensions

Length	18.5 mm
Height	31 mm
Pitch	5 mm
Dimension a	40 mm
Pin dimensions	0,8 x 0,8 mm
Pin spacing	10 mm
Hole diameter	1.2 mm

#### General

Range of articles	FRONT 2,5-V/SA10
Rated surge voltage (III/3)	4 kV
Rated surge voltage (III/2)	4 kV
Rated surge voltage (II/2)	4 kV
Rated voltage (III/3)	250 V
Rated voltage (III/2)	400 V
Rated voltage (II/2)	630 V
Connection in acc. with standard	EN-VDE
Nominal current $I_N$	24 A
Nominal cross section	2.5 mm <sup>2</sup>
Solder pin surface	Sn
Internal cylindrical gage	A3
Stripping length	9 mm

## - FRONT 2,5-V/SA10/ 9 BK - 1809555

### Technical data

#### General

Number of positions	9
Screw thread	M2,5
Tightening torque, min	0.4 Nm
Tightening torque max	0.5 Nm

#### Connection data

Conductor cross section AWG/kcmil min.	24
Conductor cross section AWG/kcmil max	14
2 conductors with same cross section, solid min.	0.2 mm <sup>2</sup>
2 conductors with same cross section, solid max.	0.75 mm <sup>2</sup>
2 conductors with same cross section, stranded min.	0.2 mm <sup>2</sup>
2 conductors with same cross section, stranded max.	0.75 mm <sup>2</sup>
2 conductors with same cross section, stranded, ferrules without plastic sleeve, min.	0.25 mm <sup>2</sup>
2 conductors with same cross section, stranded, ferrules without plastic sleeve, max.	0.34 mm <sup>2</sup>
Minimum AWG according to UL/CUL	30
Maximum AWG according to UL/CUL	12

### Classifications

#### eCl@ss

eCl@ss 4.0	27141109
eCl@ss 4.1	27141109
eCl@ss 5.0	27141190
eCl@ss 5.1	27141190
eCl@ss 6.0	27261101
eCl@ss 7.0	27440401
eCl@ss 8.0	27440401

#### ETIM

ETIM 3.0	EC001121
ETIM 4.0	EC002643
ETIM 5.0	EC002643

#### UNSPSC

UNSPSC 6.01	30211801
UNSPSC 7.0901	39121432
UNSPSC 11	39121432

## - FRONT 2,5-V/SA10/ 9 BK - 1809555

### Classifications

#### UNSPSC

UNSPSC 12.01	39121432
UNSPSC 13.2	39121432

### Approvals

#### Approvals

---

#### Approvals

GOST / CSA / UL Recognized / cUL Recognized / GOST / cULus Recognized

---


#### Ex Approvals


---


#### Approvals submitted

---

### Approval details


GOST 	
------------------------------------------------------------------------------------------	--

CSA 		
	B	D
mm <sup>2</sup> /AWG/kcmil	24-12	24-12
Nominal current I <sub>N</sub>	10 A	10 A
Nominal voltage U <sub>N</sub>	300 V	300 V


UL Recognized 				
		B	C	D
mm <sup>2</sup> /AWG/kcmil	30-12	30-12	30-12	
Nominal current I <sub>N</sub>	10 A	17 A	10 A	
Nominal voltage U <sub>N</sub>	250 V	300 V	300 V	

## - FRONT 2,5-V/SA10/ 9 BK - 1809555

### Approvals

cUL Recognized 				
		B	C	D
mm <sup>2</sup> /AWG/kcmil	30-12	30-12	30-12	
Nominal current I <sub>N</sub>	10 A	17 A	10 A	
Nominal voltage U <sub>N</sub>	250 V	300 V	300 V	

GOST 				
----------------------------------------------------------------------------------------	--	--	--	--

cULus Recognized 				
----------------------------------------------------------------------------------------------------	--	--	--	--