

DESIGNED & DIMENSIONED
IN MILLIMETERS [INCHES]

DO NOT
SCALE FROM
THIS PRINT

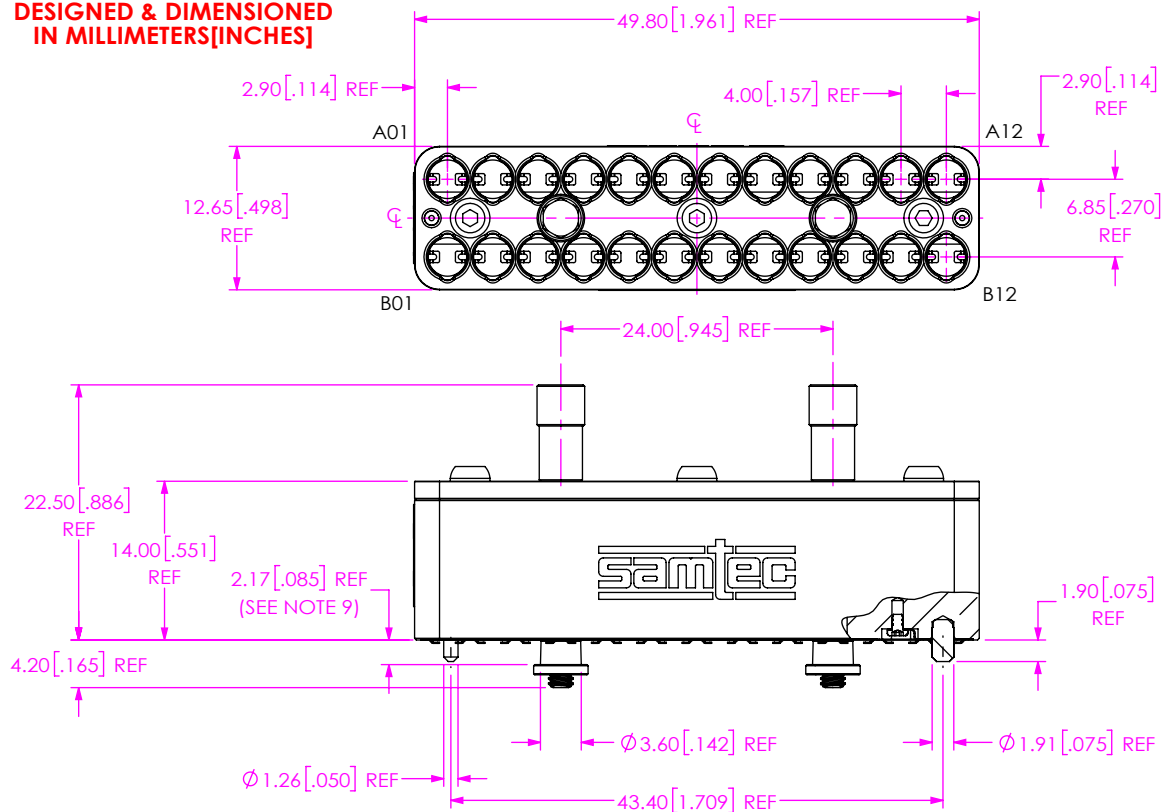
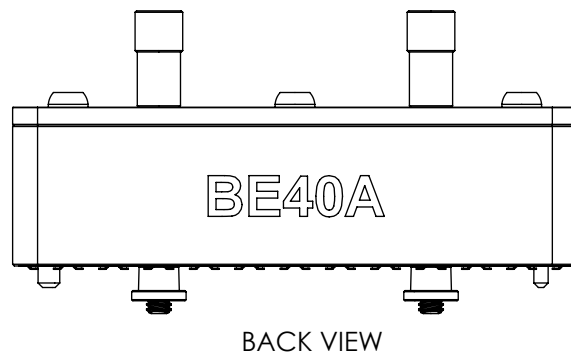


FIG 1
BE40B-J-S-2-12 AS SHOWN

TABLE 1				
No OF ROWS & POSITIONS	"A"	"B"	"C"	"D"
-2-03	1	1	0	1
-2-04	2	1	1	2
-2-06	1	2	1	2
-2-08	2	2	1	4
-2-10	3	2	1	4
-2-12	3	2	1	4
-2-14	3	2	1	4
-2-16	5	4	1	5



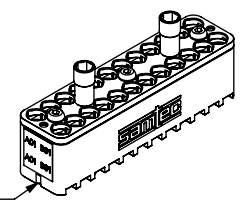
BACK VIEW

BE40B-J-X-X-XX

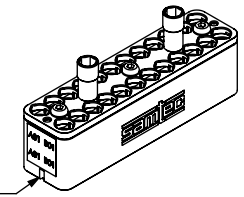
TRANSMISSION TYPE
-S: STRIPLINE
-M: MICROSTRIP
(SEE SHT 3, FIG 2)

NO OF POSITION (PER ROW)
-03, -04, -06, -08, -10,
-12, -14, -16

NO OF ROWS
-2



BE40B-J-M-2-12 AS SHOWN

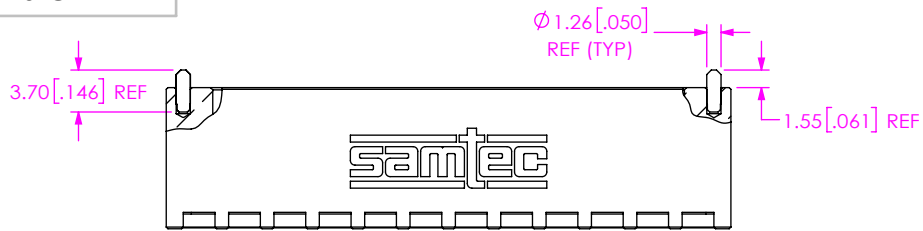


BE40B-J-S-2-12 AS SHOWN

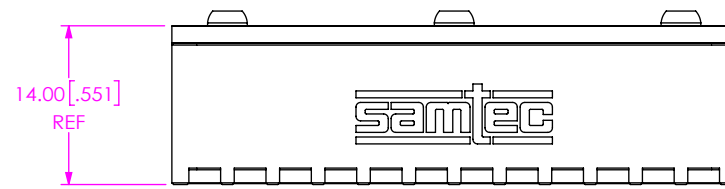
NOTES:

- DELETED.
- BE40C-XXXX-X-XX-XXXX (CABLE ASSEMBLY) SOLD SEPARATELY.
- CAT-EX-SCC-03 EXTRACTION TOOL SOLD SEPARATELY.
- ASSEMBLY PACKAGED IN INDIVIDUAL BAG (BG-CCH) WITH LABEL (PL-BG-CCH) AFFIXED TO THE OUTSIDE OF BAG. NEED ANTI-STATIC BUBBLE WRAP TO PROTECT INTERPOSER FINGERS.
- DELETED.
- DELETED.
- DELETED.
- DELETED.
- RECOMMEND PCB THICKNESS: .06 INCH - .16 INCH (SEE SHEET 6).

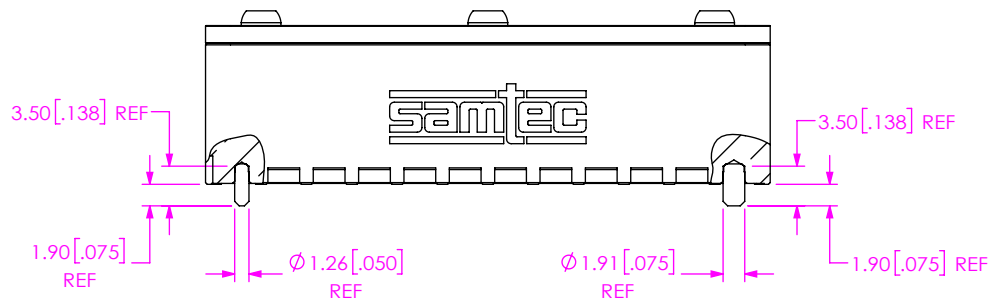
<p>UNLESS OTHERWISE SPECIFIED, DIMENSIONS ARE IN MILLIMETERS.</p> <p>TOLERANCES ARE:</p> <p>DECIMALS ANGLES</p> <p>X.X: ±0.3 [01] 5°</p> <p>X.XX: ±0.13 [005]</p> <p>X.XXX: ±0.051 [0020]</p>	<p>PROPRIETARY NOTE</p> <p>THIS DOCUMENT CONTAINS CONFIDENTIAL AND PROPRIETARY INFORMATION AND ALL DESIGN, MANUFACTURING, REPRODUCTION, USE, PATENT RIGHTS AND SALES RIGHTS ARE EXPRESSLY RESERVED BY SAMTEC, INC. THIS DOCUMENT SHALL NOT BE DISCLOSED, IN WHOLE OR PART, TO ANY UNAUTHORIZED PERSON OR ENTITY NOR REPRODUCED, TRANSFERRED OR INCORPORATED IN ANY OTHER PROJECT IN ANY MANNER WITHOUT THE EXPRESS WRITTEN CONSENT OF SAMTEC, INC.</p>		
		<p>520 PARK EAST BLVD, NEW ALBANY, IN 47150 PHONE: 812-944-6733 FAX: 812-948-5047 e-Mail: info@SAMTEC.com code 55322</p>	
<p>MATERIAL: DO NOT SCALE DRAWING SHEET SCALE: 3:2</p> <p>HOUSING, COVER, SCREWS, NUTS: BRASS PLATING: GOLD FLASH/ 100u"-200u" Ni</p> <p>ALIGNMENT PINS, SCREWS: STAINLESS STEEL</p>		<p>DESCRIPTION: 40 GHz Bulls Eye® HEADER</p> <p>DWG. NO. BE40B-J-X-X-XX</p>	
<p>BY: PETER D 3/13/2017 SHEET 1 OF 6</p>			



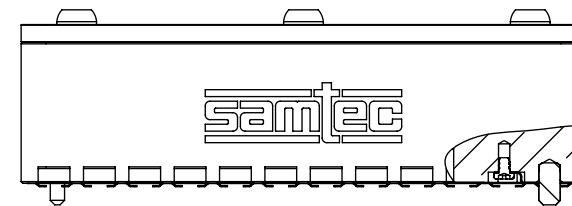
IN-PROCESS 1
ADD COVER ALIGNMENT PIN, QTY: 2



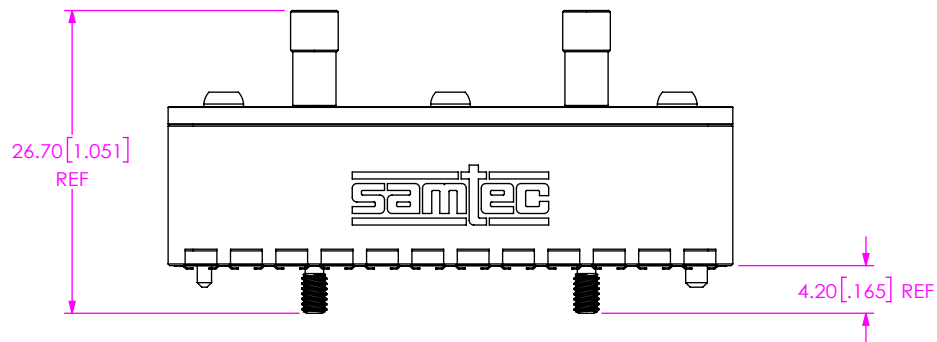
IN-PROCESS 2
ADD COVER & ADD SCREW DOWN COVER SCREW, QTY: "A"



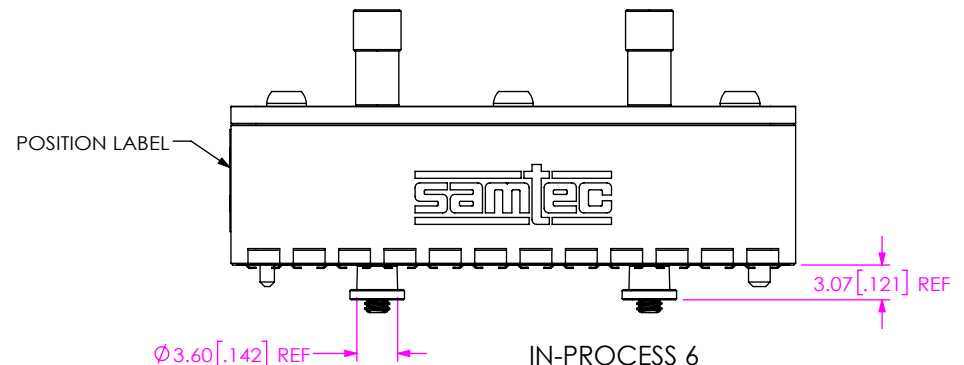
IN-PROCESS 3
ADD PCB ALIGNMENT PIN 1 & 2, QTY: "C"



IN-PROCESS 4
ADD INTERPOSER & INTERPOSER SCREWS, QTY: "D"



IN-PROCESS 5
ADD PCB SCREW, QTY: "B"



IN-PROCESS 6
HAND TIGHTEN PCB NUT, QTY: "B"
& STICK THE POSITION LABEL

PROPRIETARY NOTE
THIS DOCUMENT CONTAINS CONFIDENTIAL AND PROPRIETARY INFORMATION AND ALL DESIGN, MANUFACTURING, REPRODUCTION, USE, PATENT RIGHTS AND SALES RIGHTS ARE EXPRESSLY RESERVED BY SAMTEC, INC. THIS DOCUMENT SHALL NOT BE DISCLOSED, IN WHOLE OR PART, TO ANY UNAUTHORIZED PERSON OR ENTITY NOR REPRODUCED, TRANSFERRED OR INCORPORATED IN ANY OTHER PROJECT IN ANY MANNER WITHOUT THE EXPRESS WRITTEN CONSENT OF SAMTEC, INC.



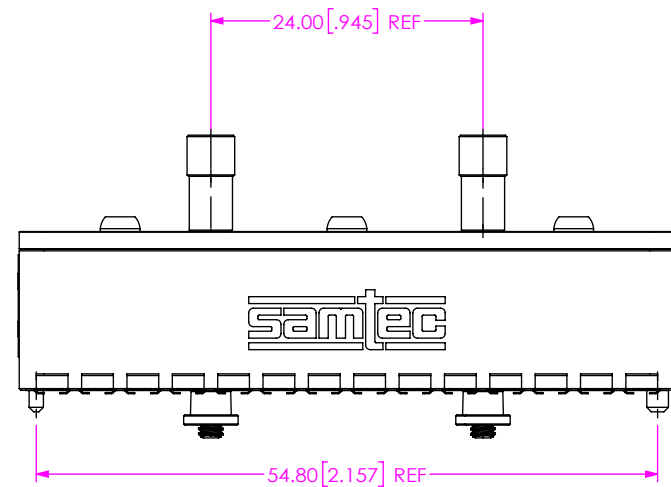
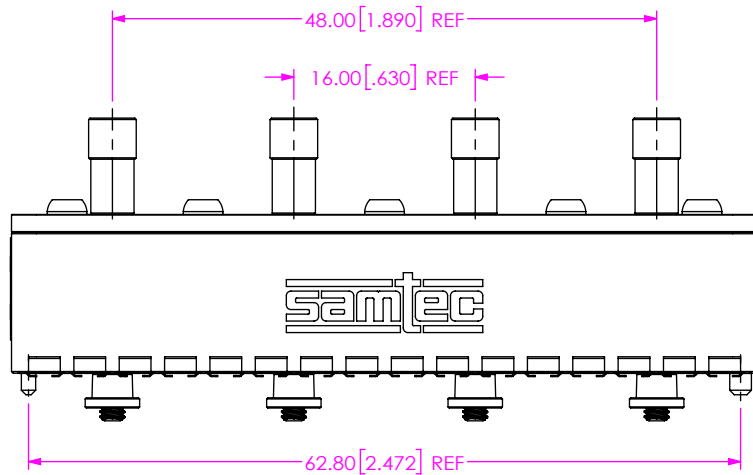
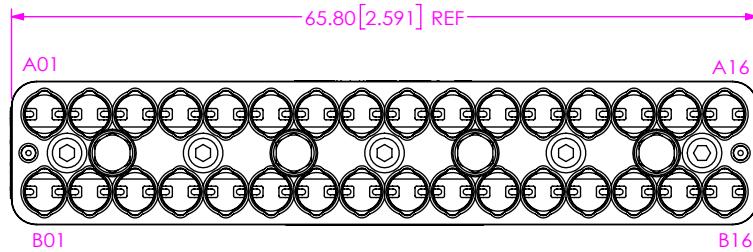
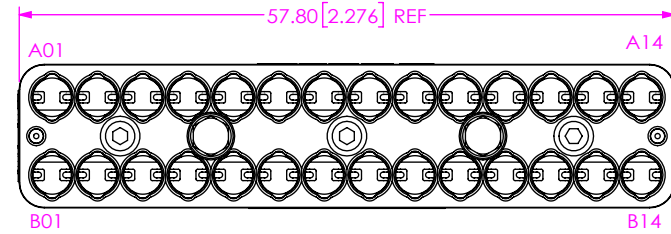
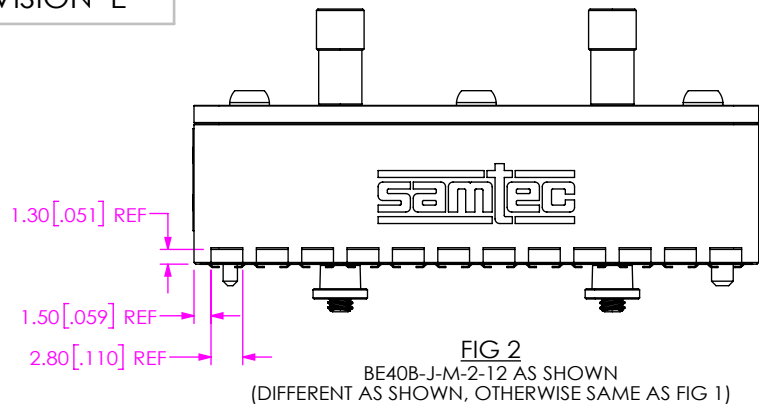
520 PARK EAST BLVD, NEW ALBANY, IN 47150
PHONE: 812-944-6733 FAX: 812-948-5047
e-Mail: info@SAMTEC.com code 53322

SHEET SCALE: 3:2

DESCRIPTION:
40 GHz Bulls Eye® HEADER

DWG. NO.
BE40B-J-X-X-XX

BY: PETER D 3/13/2017 SHEET 2 OF 6



<p>PROPRIETARY NOTE</p> <p>THIS DOCUMENT CONTAINS CONFIDENTIAL AND PROPRIETARY INFORMATION AND ALL DESIGN, MANUFACTURING, REPRODUCTION, USE, PATENT RIGHTS AND SALES RIGHTS ARE EXPRESSLY RESERVED BY SAMTEC, INC. THIS DOCUMENT SHALL NOT BE DISCLOSED, IN WHOLE OR PART, TO ANY UNAUTHORIZED PERSON OR ENTITY NOR REPRODUCED, TRANSFERRED OR INCORPORATED IN ANY OTHER PROJECT IN ANY MANNER WITHOUT THE EXPRESS WRITTEN CONSENT OF SAMTEC, INC.</p>	<p>520 PARK EAST BLVD, NEW ALBANY, IN 47150 PHONE: 812-944-6733 FAX: 812-948-5047 e-Mail: info@SAMTEC.com code 53322</p>	
	<p>SHEET SCALE: 3:2</p>	<p>DESCRIPTION: 40 GHz Bulls Eye® HEADER</p>
	<p>BY: PETER D</p>	<p>DWG. NO. BE40B-J-X-X-XX</p>
		<p>3/13/2017 SHEET 3 OF 6</p>

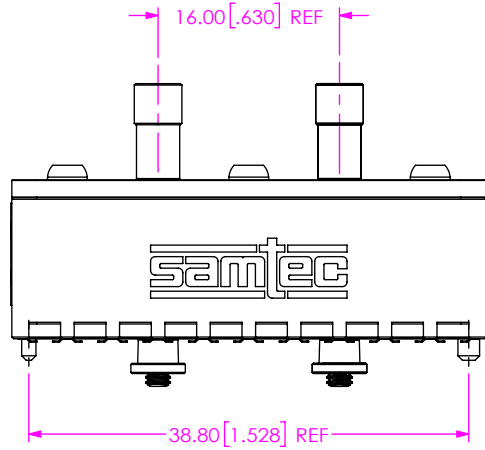
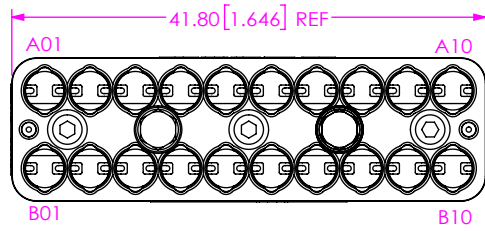


FIG 5
BE40B-J-M-2-10 AS SHOWN
(DIFFERENT AS SHOWN, OTHERWISE SAME AS FIG 1)

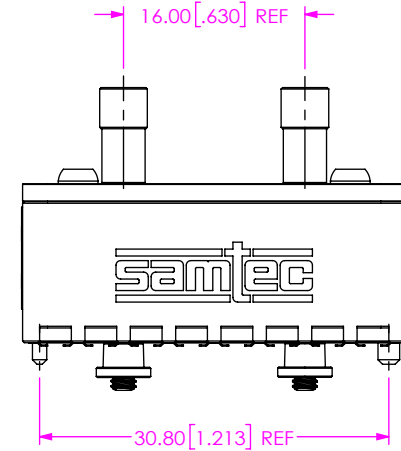
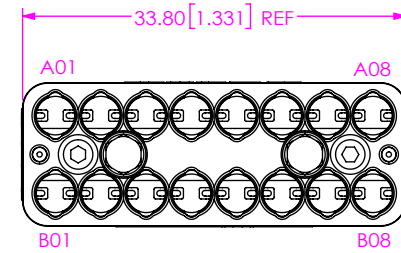


FIG 6
BE40B-J-M-2-08 AS SHOWN
(DIFFERENT AS SHOWN, OTHERWISE SAME AS FIG 1)

PROPRIETARY NOTE
THIS DOCUMENT CONTAINS CONFIDENTIAL AND PROPRIETARY INFORMATION AND ALL DESIGN, MANUFACTURING, REPRODUCTION, USE, PATENT RIGHTS AND SALES RIGHTS ARE EXPRESSLY RESERVED BY SAMTEC, INC. THIS DOCUMENT SHALL NOT BE DISCLOSED, IN WHOLE OR PART, TO ANY UNAUTHORIZED PERSON OR ENTITY NOR REPRODUCED, TRANSFERRED OR INCORPORATED IN ANY OTHER PROJECT IN ANY MANNER WITHOUT THE EXPRESS WRITTEN CONSENT OF SAMTEC, INC.



520 PARK EAST BLVD, NEW ALBANY, IN 47150
PHONE: 812-944-6733 FAX: 812-948-5047
e-Mail: info@SAMTEC.com code 53322

SHEET SCALE: 3:2

DESCRIPTION:
40 GHz Bulls Eye® HEADER

DWG. NO.
BE40B-J-X-X-XX

BY: PETER D 3/13/2017 SHEET 4 OF 6

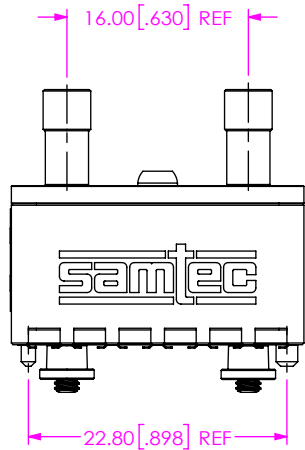
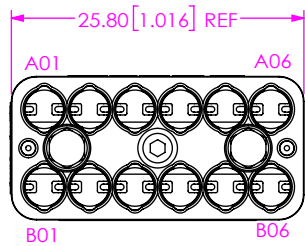


FIG 7
BE40B-J-M-2-06 AS SHOWN
(DIFFERENT AS SHOWN, OTHERWISE SAME AS FIG 1)

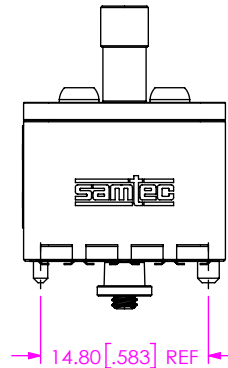
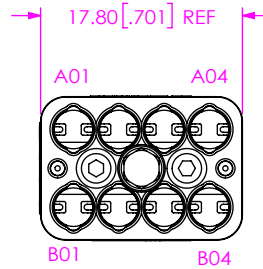


FIG 8
BE40B-J-M-2-04 AS SHOWN
(DIFFERENT AS SHOWN, OTHERWISE SAME AS FIG 1)

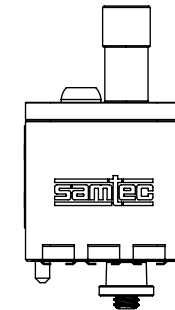
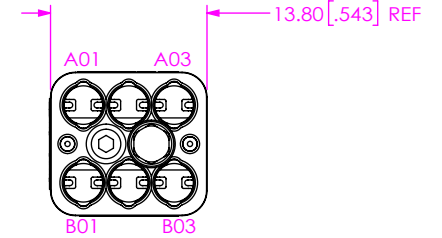


FIG 9
BE40B-J-M-2-03 AS SHOWN
(DIFFERENT AS SHOWN, OTHERWISE SAME AS FIG 1)

PROPRIETARY NOTE

THIS DOCUMENT CONTAINS CONFIDENTIAL AND PROPRIETARY INFORMATION AND ALL DESIGN, MANUFACTURING, REPRODUCTION, USE, PATENT RIGHTS AND SALES RIGHTS ARE EXPRESSLY RESERVED BY SAMTEC, INC. THIS DOCUMENT SHALL NOT BE DISCLOSED, IN WHOLE OR PART, TO ANY UNAUTHORIZED PERSON OR ENTITY NOR REPRODUCED, TRANSFERRED OR INCORPORATED IN ANY OTHER PROJECT IN ANY MANNER WITHOUT THE EXPRESS WRITTEN CONSENT OF SAMTEC, INC.



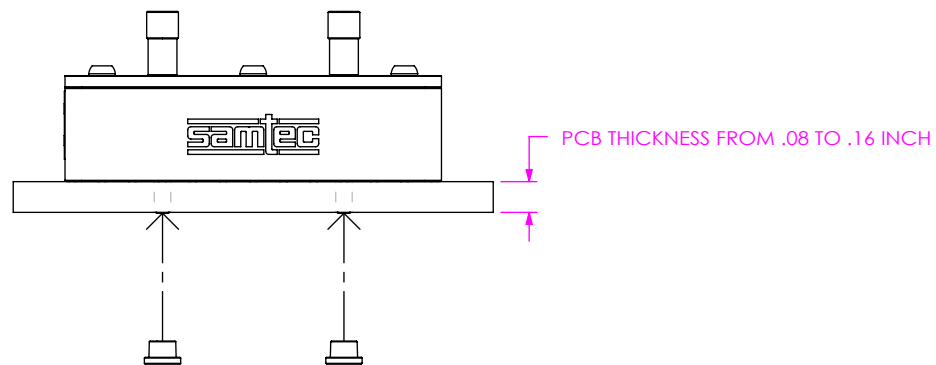
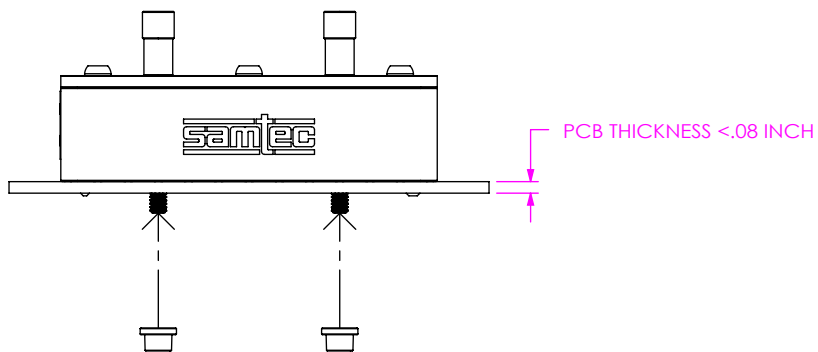
520 PARK EAST BLVD, NEW ALBANY, IN 47150
PHONE: 812-944-6733 FAX: 812-948-5047
e-Mail info@SAMTEC.com code 53322

SHEET SCALE: 3:2

DESCRIPTION:
40 GHz Bulls Eye® HEADER

DWG. NO.
BE40B-J-X-X-XX

BY: PETER D 3/13/2017 SHEET 5 OF 6



DIRECTION OF PCB NUTS

PROPRIETARY NOTE

THIS DOCUMENT CONTAINS CONFIDENTIAL AND PROPRIETARY INFORMATION AND ALL DESIGN, MANUFACTURING, REPRODUCTION, USE, PATENT RIGHTS AND SALES RIGHTS ARE EXPRESSLY RESERVED BY SAMTEC, INC. THIS DOCUMENT SHALL NOT BE DISCLOSED, IN WHOLE OR PART, TO ANY UNAUTHORIZED PERSON OR ENTITY NOR REPRODUCED, TRANSFERRED OR INCORPORATED IN ANY OTHER PROJECT IN ANY MANNER WITHOUT THE EXPRESS WRITTEN CONSENT OF SAMTEC, INC.



520 PARK EAST BLVD, NEW ALBANY, IN 47150
 PHONE: 812-944-6733 FAX: 812-948-5047
 e-Mail info@SAMTEC.com code 55322

SHEET SCALE: 1:1

DESCRIPTION: 40 GHz Bulls Eye[®] HEADER

DWG. NO. BE40B-J-X-X-XX

BY: PETER D 3/13/2017 SHEET 6 OF 6