

# 2SK2420

## External dimensions 1 ..... FM20

### Absolute Maximum Ratings (Ta = 25°C)

Symbol	Ratings	Unit
V <sub>DSS</sub>	60	V
V <sub>GSS</sub>	±20	V
I <sub>D</sub>	±30	A
I <sub>D</sub> (pulse) *1	±120	A
P <sub>D</sub>	40 (T <sub>c</sub> = 25°C)	W
EAS *2	38	mJ
T <sub>ch</sub>	150	°C
T <sub>stg</sub>	-55 to +150	°C

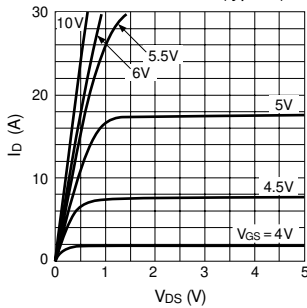
\*1: P<sub>W</sub> ≤ 100μs, duty cycle ≤ 1%

\*2: V<sub>DD</sub> = 50V, L = 50μH, I<sub>L</sub> = 30A, unclamped, R<sub>G</sub> = 50Ω, See Figure 1 on Page 5.

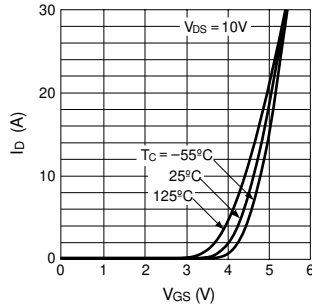
### Electrical Characteristics (Ta = 25°C)

Symbol	Ratings			Unit	Conditions
	min	typ	max		
V <sub>(BR)</sub> DSS	60			V	I <sub>D</sub> = 100μA, V <sub>GS</sub> = 0V
I <sub>GSS</sub>			±100	nA	V <sub>GS</sub> = ±20V
I <sub>DSS</sub>			100	μA	V <sub>DS</sub> = 60V, V <sub>GS</sub> = 0V
V <sub>TH</sub>	2.0		4.0	V	V <sub>DS</sub> = 10V, I <sub>D</sub> = 250μA
Re (yfs)	13	20		S	V <sub>DS</sub> = 10V, I <sub>D</sub> = 15A
R <sub>DS(on)</sub>		21	28	mΩ	V <sub>GS</sub> = 10V, I <sub>D</sub> = 15A
C <sub>iss</sub>		2200		pF	V <sub>DS</sub> = 25V, f = 1.0MHz, V <sub>GS</sub> = 0V
C <sub>oss</sub>		850		pF	V <sub>DS</sub> = 25V, f = 1.0MHz, V <sub>GS</sub> = 0V
t <sub>on</sub>		210		ns	I <sub>D</sub> = 15A, V <sub>DD</sub> = 30V, R <sub>L</sub> = 2Ω, V <sub>GS</sub> = 10V, See Figure 2 on Page 5.
t <sub>off</sub>		145		ns	I <sub>D</sub> = 15A, V <sub>DD</sub> = 30V, R <sub>L</sub> = 2Ω, V <sub>GS</sub> = 10V, See Figure 2 on Page 5.

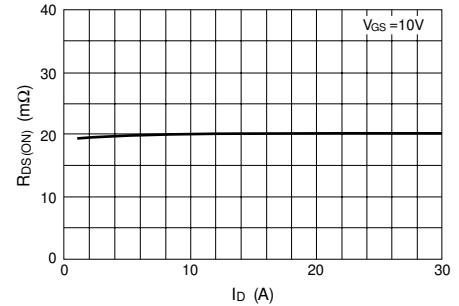
I<sub>D</sub> – V<sub>DS</sub> Characteristics (typical)



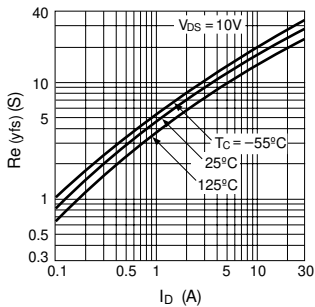
I<sub>D</sub> – V<sub>GS</sub> Characteristics (typical)



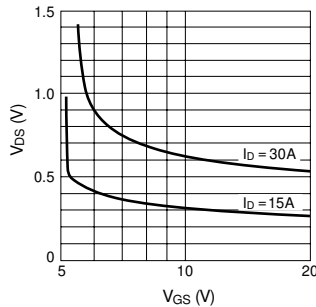
R<sub>DS(on)</sub> – I<sub>D</sub> Characteristics (typical)



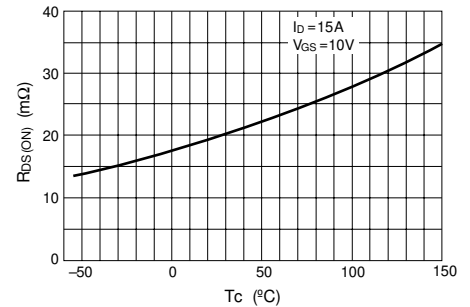
Re (yfs) – I<sub>D</sub> Characteristics (typical)



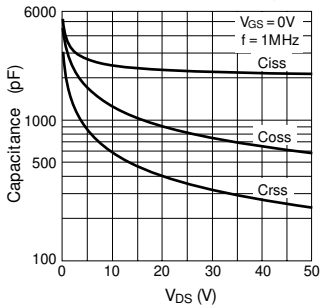
V<sub>DS</sub> – V<sub>GS</sub> Characteristics (typical)



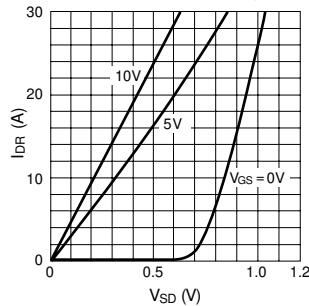
R<sub>DS(on)</sub> – T<sub>c</sub> Characteristics (typical)



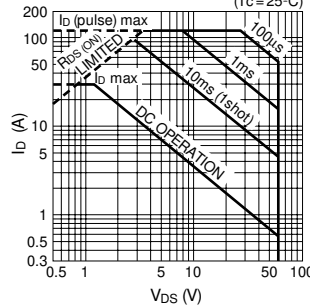
Capacitance – V<sub>DS</sub> Characteristics (typical)



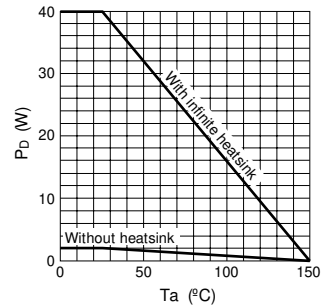
I<sub>DR</sub> – V<sub>SD</sub> Characteristics (typical)



Safe Operating Area (Tc = 25°C)



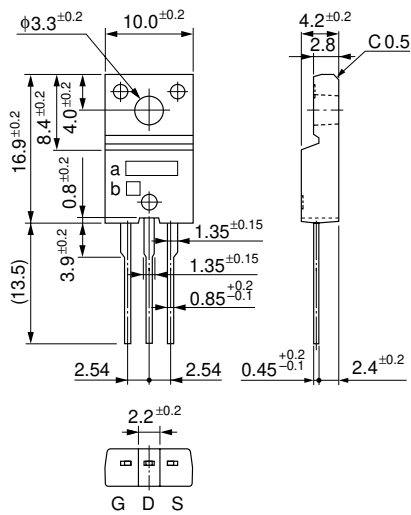
P<sub>D</sub> – T<sub>a</sub> Characteristics



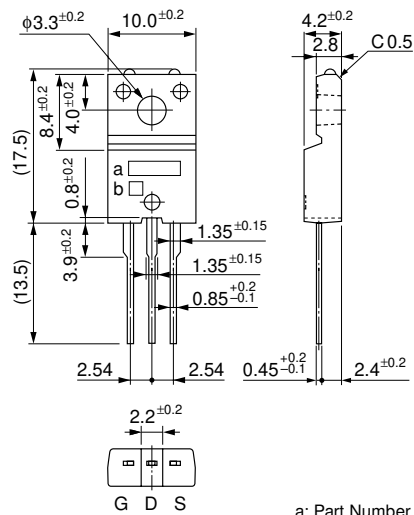
# External dimensions (Unit: mm)

## ① FM20 (TO-220F)

General product



UL approved product

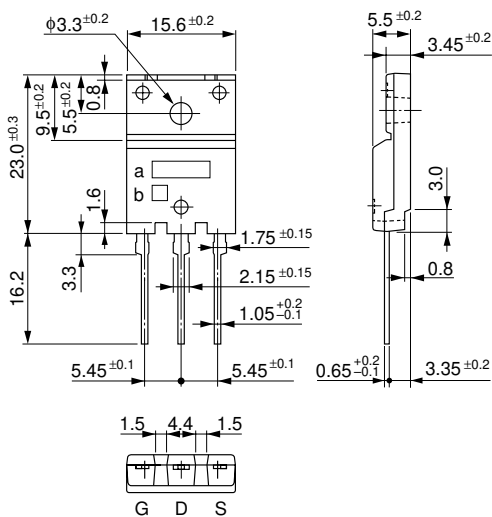


a: Part Number  
b: Lot Number

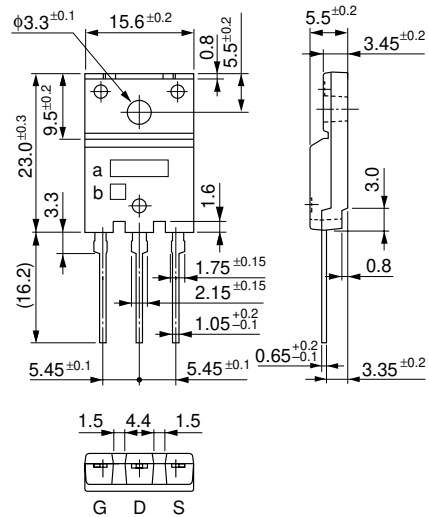
Weight: Approx 2.0g

## ② FM100 (TO-3PF)

General product



UL approved product



a: Part Number  
b: Lot Number

Weight: Approx 6.5g