



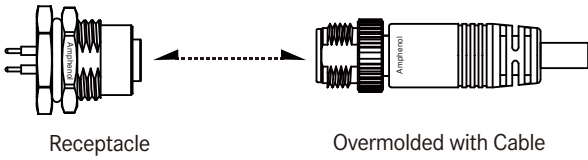
CATALOGUE

M Series Sensor Connector



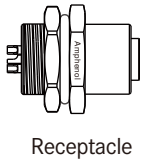
Range Overview

Receptacle to Overmolded with Cable

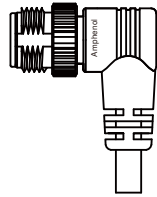


Receptacle

Overmolded with Cable

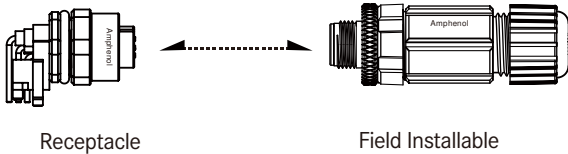


Receptacle



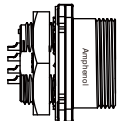
Overmolded with Cable

Receptacle to Field Installable

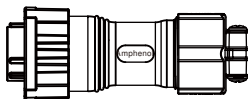


Receptacle

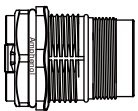
Field Installable



Receptacle



Field Installable

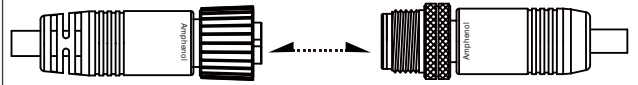


Receptacle



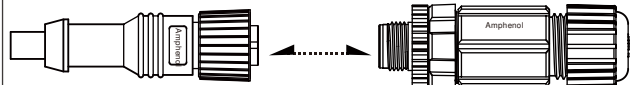
Field Installable

In Line



Overmolded with Cable

Overmolded with Cable



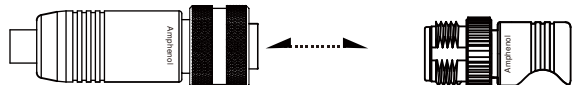
Overmolded with Cable

Field Installable



Field Installable

Field Installable



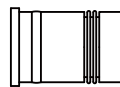
Overmolded with Cable

Overmolded with Cable

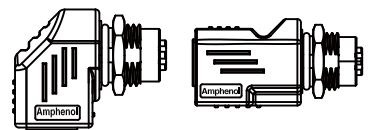


Field Installable

Others

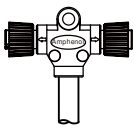


Insert



M12 to RJ45 Adaptor

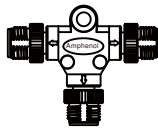
Accessories



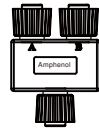
T Cable
See page 21-2



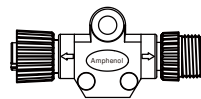
Y Cable
See page 21-3



T Adaptor
See page 21-5



Y Adaptor
See page 21-6



I Adaptor
See page 21-8



Waterproof Cap
See page 21-14

Specification

Identifications	M8, M10.5, M12 (A, B, D code), Heavy Duty Shielded Connector, M23
Description	Receptacle Overmolded with Cable Field Installable
Current Rating / Data	1.5A~28A
Material	Contacts: Copper Alloy, Gold Plated Connector Body (Housing) : Nylon+GF or PU, UL Recognized Metal Screw Nut: Zinc Alloy or Copper Ally, Nickel Plated
Waterproof Rating	IP65, IP67~68
Temperature Range	Receptacle: -40°C~105°C Overmolded with Cable: PVC Cable: -20°C~80°C PU Cable: -20°C~85°C Field Installable: -40°C~105°C * Higher working temperature upon request.
Contact Resistance	≤ 10mΩ
Standard Cable Length	01~99M
Mating Cycle	100* Minimum
Vibration	10 ~ 500 Hz and 0.35 mm
Standards	IEC 61076-2-101 IEC 61076-2-104

* Design and specification are subject to change without notice.

Ordering Information

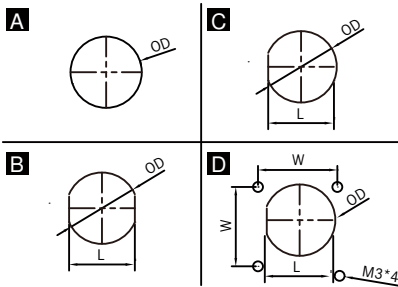
	1	2	3	4	5	6	7	8	9	10
Specification / Size										
<u>>M8 Size</u>										
(8) M8	<u>>Heavy Duty Shielded Connector,</u>									
(8P) M8 (Plastic)	(HB20) Metal, Salt Spray Test 500H, 10A									
(8A) M8 W/ KEY	(LB20) Metal, Salt Spray Test 48H, 10A									
(8AP) M8 W/ KEY (Plastic)	(HC20) Metal, Salt Spray Test 500H, 20A									
<u>>M10.5 Size</u>										
(105) M10.5	(LC20) Metal, Salt Spray Test 48H, 20A									
<u>>M12 Size:</u>										
(12) M12 A-Coded	(HD20) Metal, Salt Spray Test 500H, 5A									
(12L) M12 A-Coded inserted with LED	(LD20) Metal, Salt Spray Test 48H, 5A									
(12P) M12 A-Coded (Plastic)	(LJ23) Metal, Salt Spray Test 48H, 28A									
(12S) M12 A-Coded (Shielded)										
(12B) M12 B-Coded										
(SBP) M12 B-Coded (Plastic)										
(SBS) M12 B-Coded (Shielded)										
(12D) M12 D-Coded										
(SDP) M12 D-Coded (Plastic)										
(SDS) M12 D-Coded (Shielded)										
Number of Contacts										
02, 03.....,14...Contacts										
EX. (02) = 2 Contacts										
Connector Body (Style)										
<u>> For Receptacle</u>			<u>> For Overmolded with Cable</u>			<u>> For Field installable</u>				
(P) Panel	(A) With Strain Relief	(B) Without Strain Relief	(B) Without Strain Relief	(D) With Ground Pin						
(A) Without Strain Relief	(D) With Ground Pin									
Connector (Housing) Gender										
(M) Male Connector	(F) Female Connector									
Contact Gender										
(M) Male	(I) I style (Male+Female)									
(F) Female										
Assemble Style										
<u>> For Receptacle</u>			<u>> For Field Installable</u>			<u>> For Overmolded with Cable</u>				
(S) Solder Type	(A) Field installable(Solder)	(M) Overmolded with Cable								
(P) 180° PCB Type	(B) Field installable(Screw)									
(R) 90° PCB Type	(C) Field installable(Crimp)									
(C) Crimp Type	(D) Field Installable (IDC)									
Mating Style										
(S) Screw Thread	(Q) Quick									
Backshell										
<u>> For Receptacle</u>			<u>> For Receptacle</u>			<u>> For Overmolded with Cable</u>		<u>> For Field Installable</u>		
(C) Circular (Rear Fastened)	(W) Square Front Fastened with Screw	(L) Straight	(R) Right Angle	(L) Straight	(R) Right Angle					
(F) Hexagonal Front Fastened	(N) Square Rear Fastened with Nut									
(H) Rear Hexagonal (Rear Fastened)										
Waterproof Rating										
(5) IP65 (Quick Type)	(8) IP 68									
(7) IP 67										
Cable information										
<u>> For Receptacle</u>			<u>> For Overmolded with Cable</u>			<u>> For Receptacle with wire harness</u>				
(001) / (002) : PG9	(□)+(■) : Cable Type + Cable Length	(□)+(■) : Cable Type + Wire Length								
(003) / (004) / (005) : M16	EX. (A01) = UL2464 Cable + 1M	EX. (A15) = UL 1007 (For M8) + 150mm								
(006) : M12	(□) : Cable Type (■) : Cable Length	(□) Cable Type								
	(A) PVC UL2464 Cable From 1M to 99M	(A) UL 1007 (For M8)								
	(B) PU VW-1 Cable EX.(01)= 1M	(B) UL1061 (For M12-PG9 W/ O Logo)								
		(C) UL1061 (For M12-M16 W / O Logo)								
		(■) Wire length								
		(15) 150mm								
		(30) 300mm								
		(50) 500mm								

* UL2517 / UL20549 available by 2014

Physical Dimension

Receptacle

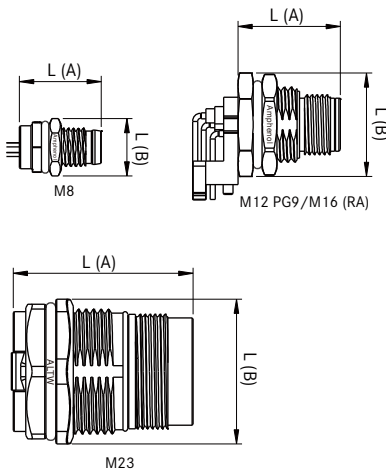
Panel Cut-Out



Size		Dimension			Type	L / W	OD
Size	Thread Description	Female			Male		
M105	M10.5 X 0.75	-	-	-	A	-	10.9
M8	M8 X 1.0	B	7.1	8.1	B	7.1	8.1
		-	-	-	A	-	8.1
M12	M12 X 1.0 - PG9	B	13.6	15.4	B	13.6	15.4
	M12 X 1.0 - M16.0 X 1.5	B	13.6	16.1	B	13.6	16.1
	M12.0 X 1.0	B	10.5	12.2	B	10.5	12.2
HDSC*	M22 X 1.0	-	-	-	C	19.2	20.2
		-	-	-	D	19.2 / 23.0	20.2
M23	M23 X 1.0	-	-	-	C	24.4	25.1

*HDSC: Heavy Duty Shielded Connector

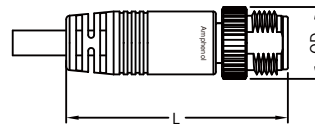
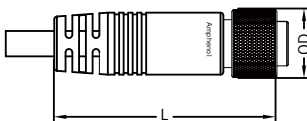
Connector Dimension



Series	Conn. Gender	Receptacle				Panel Thickness		
		Female		Male		Front Fastened	Rear Fastened	
Type	L (A)	L (B)	L (A)	L (B)				
M8	Straight	18.0	13.8	16.4	11.5	3.0 mm Max.	3.5 mm Max.	
M105	Straight	-	-	18.0	15.0	-	6.0 mm Max.	
M12	PG9/ M16	Straight	20.0	20.8	20.5	20.8	4.5mm Max. 4.0mm Max.(Plastic)	4.5mm Max.
		Right Angle	20.0	20.8	20.5	20.8		
	M12 * 1.0	Right Angle	16.9	15.0	16.2	15.0	3.0mm Max.	
HDSC*	Straight	-	-	23.5	29.0	9.0mm Min.	5.0 mm Max.	
M23	Straight	-	-	36.0	29.0	6.0 mm Max.	-	

*HDSC: Heavy Duty Shielded Connector

Overmolded with Cable



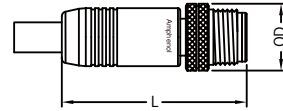
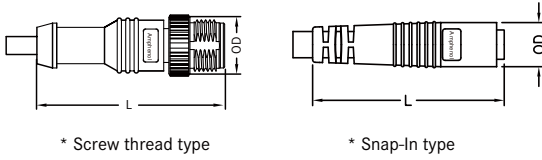
Size		Dimension	
Size	Thread Description	L	OD
Female			
M105	M10.5 X 0.75	36.5	8.4

Size		Dimension			
Size	Thread Description	L		OD	
		Female	Male	Female	Male
M105	M10.5 X 0.75	41.5	-	12.0	-
M8	M8 X 1.0	38.1	42.7	10.1	10.5
M12	M12.0 X 1.0	43.3	44.4	14.5	14.4

Dimensions are shown in millimeters

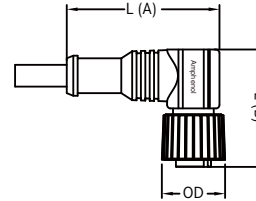
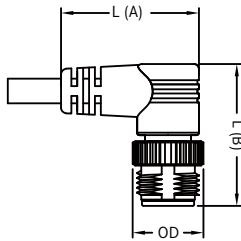
M Series Sensor Connector I Physical Dimension

Receptacle I Overmolded with Cable I Field Installable



Size		Dimension		L		OD	
Size	Type	Female	Male	Female	Male	Female	Male
M8	Screw Thread M8 X 1.0	36.0	40.5	10.1	10.5		
M8	Snap-In M8 X 1.0	36.5	-	8.4	-		
M105	Screw Thread M10.5 X 0.75	37.2	-	12.0	-		
M12	Screw Thread M12.0 X 1.0	43.3	44.4	14.5	14.4		

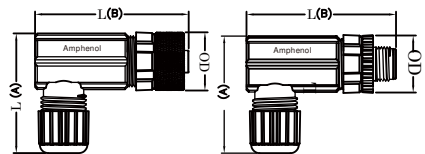
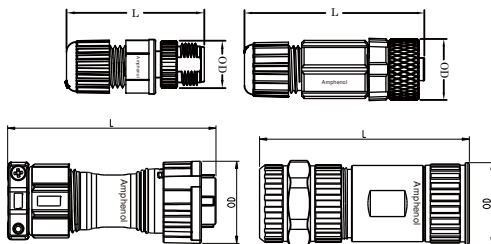
Size		Dimension		L		OD	
Size	Thread Description	Female	Male	Female	Male	Female	Male
M12	M12.0 X 1.0	39.2	40.1	14.5	14.5		



Size		Dimension		L [A]		L [B]		OD	
Size	Thread Description	Female	Male	Female	Male	Female	Male	Female	Male
M105	M10.5 X 0.75	24.0	-	24.0	-	12.0	-		
M8	M8 X 1.0	20.7	20.7	20.0	25.5	10.1	10.5		
M12	M12.0 X 1.0	28.0	28.0	27.9	28.9	14.5	14.4		

Size		Dimension		L [A]		L [B]		OD	
Size	Thread Description	Female	Male	Female	Male	Female	Male	Female	Male
M105	M10.5 X 0.75	19.0	-	24.0	-	12.0	-		
M8	M8 X 1.0	25.0	25.0	21.0	25.6	10.1	10.5		
M12	M12.0 X 1.0	35.0	35.0	26.9	27.9	14.5	14.4		

Field Installable



Size		Dimension		L		OD		
Size	Type	Pin Type	Female	Male	Female	Male	Female	Male
M8	M8 X 1.0	Screw In	55.4	59.1	16.7	16.7		
M12	M12.0 X 1.0	Solder	40.5	41.8	14.5	14.4		
		Screw In	61.3	61.3	20.8	20.8		
M12 Plastic	M12.0 X 1.0	Solder	40.5	41.8	14.8	13.8		
		Screw In	61.3	61.3	20.8	20.4		
HDSC*	M22 X 1.0	-	72.5	-	27.7	-		
M23	M23 X 1.0	-	73.0	-	28.5	-		

Size		Dimension		L [A]		L [B]		OD	
Size	Thread Description	Pin Type	Female	Male	Female	Male	Female	Male	
M12	M12.0 X 1.0	Screw In	38.9	38.9	52.3	52.3	20.8	20.8	
M12 Plastic			38.9	38.9	52.3	52.3	20.8	20.8	

Dimensions are shown in millimeters

*HDSC: Heavy Duty Shielded Connector

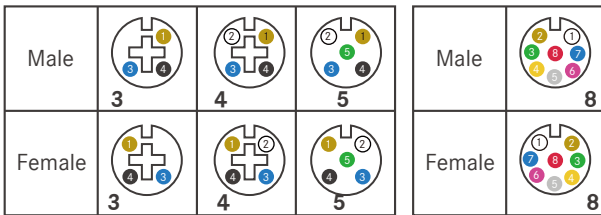
* Design and specification are subject to change without notice.

Contact Configuration

	M8			M105 (2A)	M12 A Code (3~5P: 4A 8P: 2A)	M12 B Code (4A)	M12 D Code (4A)	M12 I Style (4A)				
	(1.5A)	(3A)		(2A)	(3~5P: 4A 8P: 2A)	(4A)	(4A)	(4A)				
4 5	MM or FF	MM or FF	MM or FF	MF or FM	MM or FF	MF or FM	MM or FF	MF or FM	MM or FF	MF or FM	MME or FFM	MF or FM
2Pin (02)												
	R C F			R C								
3Pin (03)												
	R C F	R C F	R C F	R C	R C F		R F		R F			
4Pin (04)												
	R C F	R C F	R C F	R C	R C F		R C F		R C F			
5Pin (05)												
	R C F			R C	R C F		R C F		R C F		R C F	
6Pin (06)												
	R C F											
7Pin (07)												
8Pin (08)												
					R C F							
10Pin (10)												
12Pin (12)												
14Pin (14)												

More to know:

No. of Poles & Contact Configuration (Connection side view)



Color Identification:
1 = Brown, 2 = White, 3 = Blue, 4 = Black, 5 = Green

Color Identification:
1 = White, 2 = Brown, 3 = Green, 4 = Yellow,
5 = Gray, 6 = Pink, 7 = Blue, 8 = Red

HDSC* (5A)		HDSC* (10A)		HDSC* (20A)		M23 (28A)	
MM or FF	MF or FM	MM or FF	MF or FM	MM or FF	MF or FM	MM or FF	MF or FM
					R F		
					R F		
			R F				
			R F				
						R F	R F
			R F				
	R F						
	R F						
	R F						

*HDSC: Heavy Duty Shielded Connector

M12 Panel Version	Screw Thread Size	Logo
001	M12XPG9	With Logo
002	M12XPG9	Without Logo
003	M12XM16.0X1.5	With Logo
004	M12XM16.0X1.5	Without Logo
005	M12XM16.0X1.5	Without Logo
006	M12X1.0	With Logo
007	M12X1.0	Without Logo

* Design and specification are subject to change without notice.

R: receptacle
C: overmolded with cable
F: field installable

- 1**
- 1.5A (M8)
 - 2A (M105/M12 A)
 - 3A (M8)
 - 4A (M12 A/M12 B/M12 D/M12 I Style)
 - 5A (HDSC*)
 - 10A (HDSC*)
 - 20A (HDSC*)
 - 28A (M23)

2

Contact Number:
 Ex.2 contacts (02)

4

Connector (Housing) Gender:
 Male(M) or Female(F)

5

Contact Gender:
 Male(M) or Female(F)
 Male + Female (I)

6

More to Choose:





- Solder (S)
 - Solder Cup
- PCB Type
 - 90° PCB (R) - 180° PCB (P)





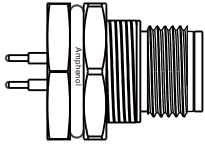
More to know:

A-Code B-Code D-Code I-Style

Product Features

Receptacle



Mating Style 7



Screw Thread (S)

Backshell 8



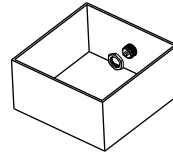
Circular (C)



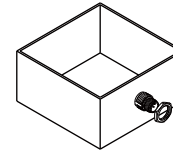
Hexagonal (H)(F)



Square (N)(W)

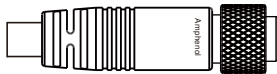


Rear Fastened



Front Fastened (P)

Overmolded with Cable



Mating Style 7

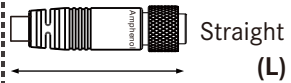


Screw Thread (S)
(For M12)




Quick (Q)
(For M8)

Backshell 8



Straight
(L)

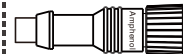


Right Angle
(R)

Connector Body (Style) 3




With Strain Relief (A)



Without Strain Relief (B)

Field Installable

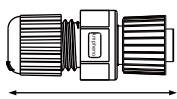


Mating Style 7

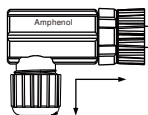


Screw Thread (S)

Backshell 8

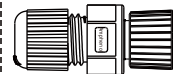


Straight (L)



Right Angle (R)

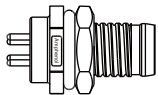
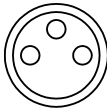

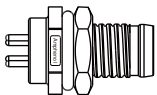





Connector Body (Style) 3




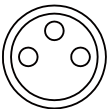

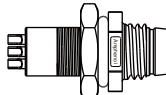





Without Strain Relief (B)

Find Our Standard Products

∟ M8 (Metal) > Receptacle > Male Connector > Front Fastened

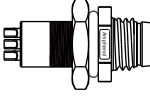
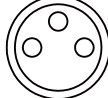

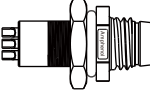





> IEC 61076-2-104						
						
Backshell: Hexagonal						
Type	2 Contacts	3 Contacts	4 Contacts	5 Contacts	6 Contacts	
PCB Pin	-	8-03PMMP-SF7001	8-04PMMP-SF7001	-	-	
Solder Pin	-	8-03PMMS-SF7001	8-04PMMS-SF7001	-	-	
Wire Leads (150mm)	-	8-03PMMS-SF715	8-04PMMS-SF715	-	-	
Wire Leads (300mm)	-	8-03PMMS-SF730	8-04PMMS-SF730	-	-	
Wire Leads (500mm)	-	8-03PMMS-SF750	8-04PMMS-SF750	-	-	
> with alignment Key						
						
Backshell: Hexagonal						
Type	2 Contacts	3 Contacts	4 Contacts	5 Contacts	6 Contacts	
PCB Pin	8A-02PMMP-SF7001	8A-03PMMP-SF7001	8A-04PMMP-SF7001	8A-05PMMP-SF7001	8A-06PMMP-SF7001	
Solder Pin	8A-02PMMS-SF7001	8A-03PMMS-SF7001	8A-04PMMS-SF7001	8A-05PMMS-SF7001	8A-06PMMS-SF7001	

∟ M8 (Metal) > Receptacle > Male Connector > Rear Fastened

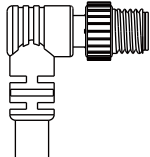
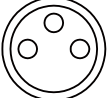

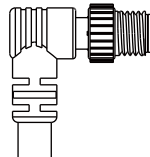





> IEC 61076-2-104						
						
Backshell: Hexagonal						
Type	2 Contacts	3 Contacts	4 Contacts	5 Contacts	6 Contacts	
PCB Pin	-	8-03PMMP-SH7001	8-04PMMP-SH7001	-	-	
Solder Pin	-	8-03PMMS-SH7001	8-04PMMS-SH7001	-	-	
Wire Leads (150mm)	-	8-03PMMS-SH715	8-04PMMS-SH715	-	-	
Wire Leads (300mm)	-	8-03PMMS-SH730	8-04PMMS-SH730	-	-	
Wire Leads (500mm)	-	8-03PMMS-SH750	8-04PMMS-SH750	-	-	
> with alignment Key						
						
Backshell: Hexagonal						
Type	2 Contacts	3 Contacts	4 Contacts	5 Contacts	6 Contacts	
Solder Pin	8A-02PMMS-SH7001	8A-03PMMS-SH7001	8A-04PMMS-SH7001	8A-05PMMS-SH7002	8A-06PMMS-SH7002	

* Design and specification are subject to change without notice.

∟ M8 (Metal) Receptacle > Female Connector > Rear Fastened


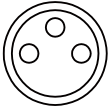
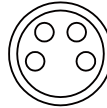






> IEC 61076-2-104						
						
Backshell: Hexagonal						
Type	2 Contacts	3 Contacts	4 Contacts	5 Contacts	6 Contacts	
Solder Pin	-	8-03PFFS-SH7001	8-04PFFS-SH7001	-	-	
Wire Leads (150mm)	-	8-03PFFS-SH715	8-04PFFS-SH715	-	-	
Wire Leads (300mm)	-	8-03PFFS-SH730	8-04PFFS-SH730	-	-	
Wire Leads (500mm)	-	8-03PFFS-SH750	8-04PFFS-SH750	-	-	
> with alignment Key						
						
Backshell: Hexagonal						
Type	2 Contacts	3 Contacts	4 Contacts	5 Contacts	6 Contacts	
Solder Pin	8A-02PFFS-SH7001	8A-03PFFS-SH7001	8A-04PFFS-SH7001	8A-05PFFS-SH7002	8A-06PFFS-SH7002	

∟ M8 (Metal) > Overmolded with cable > Male Connector > Right Angle

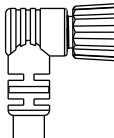
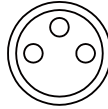
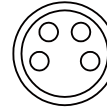
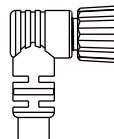





> IEC 61076-2-104						
						
Type	2 Contacts	3 Contacts	4 Contacts	5 Contacts	6 Contacts	
With Strain Relief	-	8-03AMMM-SR7	8-04AMMM-SR7	-	-	
Without Strain Relief	-	8-03BMMM-SR7	8-04BMMM-SR7	-	-	
> with alignment Key						
						
Type	2 Contacts	3 Contacts	4 Contacts	5 Contacts	6 Contacts	
With Strain Relief	8A-02AMMM-SR7	8A-03AMMM-SR7	8A-04AMMM-SR7	8A-05AMMM-SR7	8A-06AMMM-SR7	

Cable Type	1M	3M	5M	10M
PVC	A01	A02	A05	A10
PU	B01	B02	B05	B10

➤ M8 (Metal) > Overmolded with cable > Male Connector > Straight

> IEC 61076-2-104					
					
Type	2 Contacts	3 Contacts	4 Contacts	5 Contacts	6 Contacts
With Strain Relief	-	8-03AMMM-SL7	8-04AMMM-SL7	-	-
Without Strain Relief	-	8-03BMMM-SL7	8-04BMMM-SL7	-	-
> with alignment Key					
					
Type	2 Contacts	3 Contacts	4 Contacts	5 Contacts	6 Contacts
With Strain Relief	8A-02AMMM-SL7	8A-03AMMM-SL7	8A-04AMMM-SL7	8A-05AMMM-SL7	8A-06AMMM-SL7


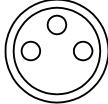
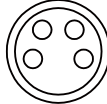
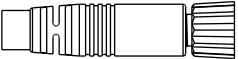



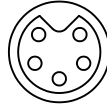

➤ M8 (Metal) > Overmolded with cable > Female Connector > Right Angle

> IEC 61076-2-104					
					
Type	2 Contacts	3 Contacts	4 Contacts	5 Contacts	6 Contacts
With Strain Relief	-	8-03AFFM-SR7	8-04AFFM-SR7	-	-
Without Strain Relief	-	8-03BFFM-SR7	8-04BFFM-SR7	-	-
> with alignment Key					
					
Type	2 Contacts	3 Contacts	4 Contacts	5 Contacts	6 Contacts
With Strain Relief	8A-02AFFM-SR7	8A-03AFFM-SR7	8A-04AFFM-SR7	8A-05AFFM-SR7	8A-06AFFM-SR7

Cable Type	1M	3M	5M	10M
PVC	A01	A02	A05	A10
PU	B01	B02	B05	B10

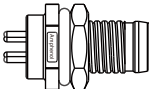
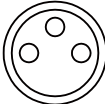
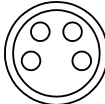
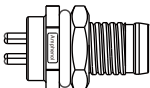





* Design and specification are subject to change without notice.

∟ M8 (Metal) > Overmolded with cable > Female Connector > Straight

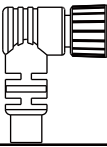
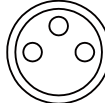
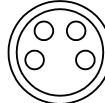
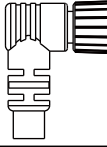





> IEC 61076-2-104					
					
Type	2 Contacts	3 Contacts	4 Contacts	5 Contacts	6 Contacts
With Strain Relief	-	8-03AFFM-SL7	8-04AFFM-SL7	-	-
Without Strain Relief	-	8-03BFFM-SL7	8-04BFFM-SL7	-	-
> with alignment Key					
					
Type	2 Contacts	3 Contacts	4 Contacts	5 Contacts	6 Contacts
With Strain Relief	8A-02AFFM-SL7	8A-03AFFM-SL7	8A-04AFFM-SL7	8A-05AFFM-SL7	8A-06AFFM-SL7

Cable Type	1M	3M	5M	10M
PVC	A01	A02	A05	A10
PU	B01	B02	B05	B10

∟ M8 (Plastic) > Receptacle > Male Connector > Front Fastened

> IEC 61076-2-104						
						
Backshell: Hexagonal						
Type	2 Contacts	3 Contacts	4 Contacts	5 Contacts	6 Contacts	
PCB Pin	-	8P-03PMMP-SF7001	8P-04PMMP-SF7001	-	-	
Solder Pin	-	8P-03PMMS-SF7001	8P-04PMMS-SF7001	-	-	
> with alignment Key						
						
Backshell: Hexagonal						
Type	2 Contacts	3 Contacts	4 Contacts	5 Contacts	6 Contacts	
PCB Pin	8AP-02PMMP-SF7001	8AP-03PMMP-SF7001	8AP-04PMMP-SF7001	8AP-05PMMP-SF7001	8AP-06PMMP-SF7001	
Solder Pin	8AP-02PMMS-SF7001	8AP-03PMMS-SF7001	8AP-04PMMS-SF7001	8AP-05PMMS-SF7001	8AP-06PMMS-SF7001	

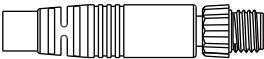
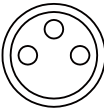
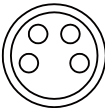
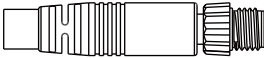





∟ M8 (Plastic) > Overmolded with cable > Male Connector > Right Angle

> IEC 61076-2-104						
						
Type	2 Contacts	3 Contacts	4 Contacts	5 Contacts	6 Contacts	
With Strain Relief	-	8P-03AMMM-SR7	8P-04AMMM-SR7	-	-	
Without Strain Relief	-	8P-03BMMM-SR7	8P-04BMMM-SR7	-	-	
> with alignment Key						
						
Type	2 Contacts	3 Contacts	4 Contacts	5 Contacts	6 Contacts	
With Strain Relief	8AP-02AMMM-SR7	8AP-03AMMM-SR7	8AP-04AMMM-SR7	8AP-05AMMM-SR7	8AP-06AMMM-SR7	

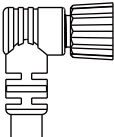
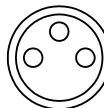

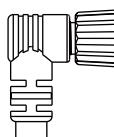





Cable Type	1M	3M	5M	10M
PVC	A01	A02	A05	A10
PU	B01	B02	B05	B10

* Design and specification are subject to change without notice.

≧ M8 (Plastic) > Overmolded with cable > Male Connector > Straight


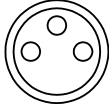
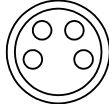
> IEC 61076-2-104					
					
Type	2 Contacts	3 Contacts	4 Contacts	5 Contacts	6 Contacts
With Strain Relief	-	8P-03AMMM-SL7	8P-04AMMM-SL7	-	-
Without Strain Relief	-	8P-03BMMM-SL7	8P-04BMMM-SL7	-	-
> with alignment Key					
					
Type	2 Contacts	3 Contacts	4 Contacts	5 Contacts	6 Contacts
With Strain Relief	8AP-02AMMM-SL7	8AP-03AMMM-SL7	8AP-04AMMM-SL7	8AP-05AMMM-SL7	8AP-06AMMM-SL7







≧ M8 (Plastic) > Overmolded with cable > Female Connector > Right Angle

> IEC 61076-2-104					
					
Type	2 Contacts	3 Contacts	4 Contacts	5 Contacts	6 Contacts
With Strain Relief	-	8P-03AFFM-SR7	8P-04AFFM-SR7	-	-
Without Strain Relief	-	8P-03BFFM-SR7	8P-04BFFM-SR7	-	-
> with alignment Key					
					
Type	2 Contacts	3 Contacts	4 Contacts	5 Contacts	6 Contacts
With Strain Relief	8AP-02AFFM-SR7	8AP-03AFFM-SR7	8AP-04AFFM-SR7	8AP-05AFFM-SR7	8AP-06AFFM-SR7

Cable Type	1M	3M	5M	10M
PVC	A01	A02	A05	A10
PU	B01	B02	B05	B10

∟ M8 (Plastic) > Overmolded with cable > Female Connector > Straight


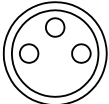
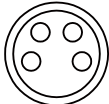
> IEC 61076-2-104					
					
Type	2 Contacts	3 Contacts	4 Contacts	5 Contacts	6 Contacts
With Strain Relief	-	8P-03AFFM-SL7	8P-04AFFM-SL7	-	-
Without Strain Relief	-	8P-03BFFM-SL7	8P-04BFFM-SL7	-	-
* Mating style (Quick) also available for 3 & 4 contacts					

> with alignment Key					
					
Type	2 Contacts	3 Contacts	4 Contacts	5 Contacts	6 Contacts
With Strain Relief	8AP-02AFFM-SL7	8AP-03AFFM-SL7	8AP-04AFFM-SL7	8AP-05AFFM-SL7	8AP-06AFFM-SL7




Cable Type	1M	3M	5M	10M
PVC	A01	A02	A05	A10
PU	B01	B02	B05	B10

* Mating style (Quick) also available for 3 & 4 contacts

∟ M8 (Plastic) > Field Installable > Male Connector > Straight

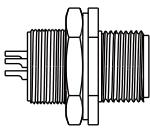
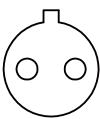
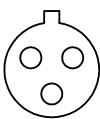
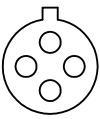
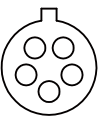
					
Type	Contact Type	3 Contacts	4 Contacts	5 Contacts	6 Contacts
Without Strain Relief	Solder	-	-	-	-
	Screw-in	8P-03BMMB-SL7001	8P-04BMMB-SL7001		

∟ M8 (Plastic) > Field Installable > Female Connector > Straight

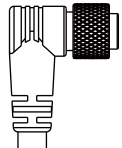

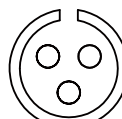
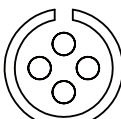
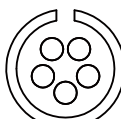
					
Type	Contact Type	3 Contacts	4 Contacts	5 Contacts	6 Contacts
Without Strain Relief	Solder	-	-	-	-
	Screw-in	-	8P-04BFFB-SL7001	-	-

* Design and specification are subject to change without notice.

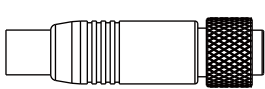


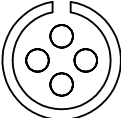
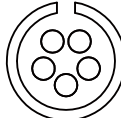
▾ **M10.5 (Metal) > Receptacle > Male Connector > Rear Fastened**

				
Backshell: Hexagonal Backshell: Circular				
Type	2 Contacts	3 Contacts	4 Contacts	5 Contacts
Backshell: Hexagonal Solder Pin (180°)	105-02PMFS-SH7001	105-03PMFS-SH7001	105-04PMFS-SH7001	105-05PMFS-SH7001
Backshell: Circular Solder Pin (180°)	105-02PMFS-SC7001	105-03PMFS-SC7001	105-04PMFS-SC7001	105-05PMFS-SC7001

▾ **M10.5 (Metal) > Overmolded with cable > Male Connector > Right Angle**

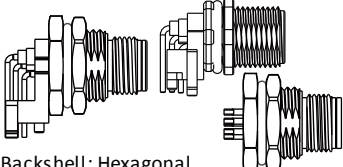
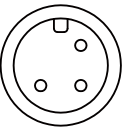
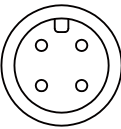
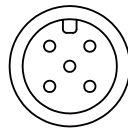
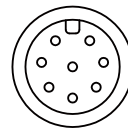
				
Type	2 Contacts	3 Contacts	4 Contacts	5 Contacts
With Strain Relief	105-02AMMM-SR7A	105-03AMMM-SR7A	105-04AMMM-SR7A	105-05AMMM-SR7A
Without Strain Relief	105-02BFMM-SR7A	105-03BFMM-SR7A	105-04BFMM-SR7A	105-05BFMM-SR7A

▾ **M10.5 (Metal) > Overmolded with cable > Male Connector > Straight**

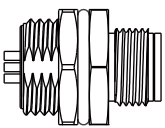
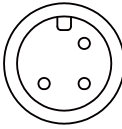
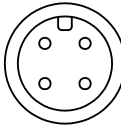
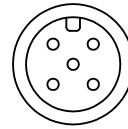
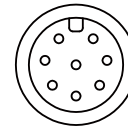
				
Type	2 Contacts	3 Contacts	4 Contacts	5 Contacts
With Strain Relief	105-02AFMM-SL7A	105-03AFMM-SL7A	105-04AFMM-SL7A	105-05AFMM-SL7A
Without Strain Relief	105-02BFMM-SL7A	105-03BFMM-SL7A	105-04BFMM-SL7A	105-05BFMM-SL7A

Cable Type	1M	3M	5M	10M
PVC	A01	A02	A05	A10
PU	B01	B02	B05	B10

∟ M12 A (Metal) > Receptacle > Male Connector > Front Fastened

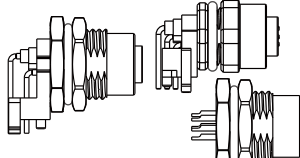
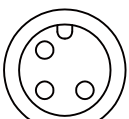

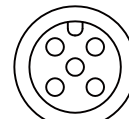
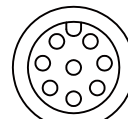
 <p>Backshell: Hexagonal</p>					
Type	Mounting Thread	3 Contacts	4 Contacts	5 Contacts	8 Contacts
PCB Pin (180°)	PG9	12-03PMMP-SF8001	12-04PMMP-SF8001	12-05PMMP-SF8001	12-08PMMP-SF8001
	M16.0	12-03PMMP-SF8003 12-03PMMP-SF8004	12-04PMMP-SF8003 12-04PMMP-SF8004	12-05PMMP-SF8003 12-05PMMP-SF8004	12-08PMMP-SF8003 12-08PMMP-SF8004
PCB Pin (90°)	M12	12-03PMMR-SF7001	12-04PMMR-SF7001	12-05PMMR-SF7001	12-08PMMR-SF7001
	M12 (Shielded)	12S-03PMMR-SF7001	12S-04PMMR-SF7001	12S-05PMMR-SF7001	12S-08PMMR-SF7001
	PG9	12-03PMMR-SF8001	12-04PMMR-SF8001	12-05PMMR-SF8001	-
	M16.0	12-03PMMR-SF8003	12-04PMMR-SF8003	12-05PMMR-SF8003	-
Solder Pin (180°)	PG9	12-03PMMS-SF8001	12-04PMMS-SF8001	12-05PMMS-SF8001	12-08PMMS-SF8001
	M16.0	12-03PMMS-SF8003 12-03PMMS-SF8004	12-04PMMS-SF8003 12-04PMMS-SF8004	12-05PMMS-SF8003 12-05PMMS-SF8004	12-08PMMS-SF8003 12-08PMMS-SF8004
Wire Leads (150mm)	PG9	12-03PMMS-SF8B15	12-04PMMS-SF8B15	12-05PMMS-SF8B15	12-08PMMS-SF8B15
	M16.0	12-03PMMS-SF8C15	12-04PMMS-SF8C15	12-05PMMS-SF8C15	12-08PMMS-SF8C15
Wire Leads (300mm)	PG9	12-03PMMS-SF8B30	12-04PMMS-SF8B30	12-05PMMS-SF8B30	12-08PMMS-SF8B30
	M16.0	12-03PMMS-SF8C30	12-04PMMS-SF8C30	12-05PMMS-SF8C30	12-08PMMS-SF8C30
Wire Leads (500mm)	PG9	12-03PMMS-SF8B50	12-04PMMS-SF8B50	12-05PMMS-SF8B50	12-08PMMS-SF8B50
	M16.0	12-03PMMS-SF8C50	12-04PMMS-SF8C50	12-05PMMS-SF8C50	12-08PMMS-SF8C50

∟ M12 A (Metal) > Receptacle > Male Connector > Rear Fastened

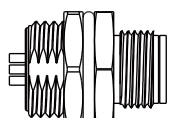
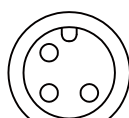


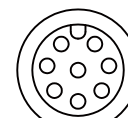
					
Type	Mounting Thread	3 Contacts	4 Contacts	5 Contacts	8 Contacts
Solder Pin (180°)	PG9	12-03PMMS-SH8001	12-04PMMS-SH8001	12-05PMMS-SH8001	12-08PMMS-SH8001
	M16.0	12-03PMMS-SH8003 12-03PMMS-SH8004	12-04PMMS-SH8003 12-04PMMS-SH8004	12-05PMMS-SH8003 12-05PMMS-SH8004	12-08PMMS-SH8003 12-08PMMS-SH8004
Wire Leads (150mm)	PG9	12-03PMMS-SH8B15	12-04PMMS-SH8B15	12-05PMMS-SH8B15	12-08PMMS-SH8B15
	M16.0	12-03PMMS-SH8C15	12-04PMMS-SH8C15	12-05PMMS-SH8C15	12-08PMMS-SH8C15
Wire Leads (300mm)	PG9	12-03PMMS-SH8B30	12-04PMMS-SH8B30	12-05PMMS-SH8B30	12-08PMMS-SH8B30
	M16.0	12-03PMMS-SH8C30	12-04PMMS-SH8C30	12-05PMMS-SH8C30	12-08PMMS-SH8C30
Wire Leads (500mm)	PG9	12-03PMMS-SH8B50	12-04PMMS-SH8B50	12-05PMMS-SH8B50	12-08PMMS-SH8B50
	M16.0	12-03PMMS-SH8C50	12-04PMMS-SH8C50	12-05PMMS-SH8C50	12-08PMMS-SH8C50

* Design and specification are subject to change without notice.

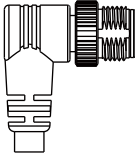
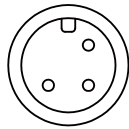
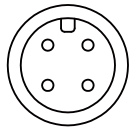
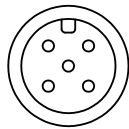
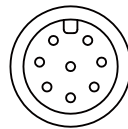
∟ M12 A (Metal) > Receptacle > Female Connector > Front Fastened

					
Backshell: Hexagonal					
Type	Mounting Thread	3 Contacts	4 Contacts	5 Contacts	8 Contacts
PCB Pin (180°)	PG9	12-03PFFP-SF8001	12-04PFFP-SF8001	12-05PFFP-SF8001	12-08PFFP-SF8001
	M16.0	12-03PFFP-SF8003 12-03PFFP-SF8004 12-03PFFP-SF8005	12-04PFFP-SF8003 12-04PFFP-SF8004 12-04PFFP-SF8005	12-05PFFP-SF8003 12-05PFFP-SF8004 12-05PFFP-SF8005	12-08PFFP-SF8003 12-08PFFP-SF8004 12-08PFFP-SF8005
		PCB Pin (90°)	M12	12-03PFFR-SF7001	12-04PFFR-SF7001
PCB Pin (90°)	M12 (Shielded)	12S-03PFFR-SF7001	12S-04PFFR-SF7001	12S-05PFFR-SF7001	12S-08PFFR-SF7001
	PG9	12-03PFFR-SF8001	12-04PFFR-SF8001	12-05PFFR-SF8001	-
	M16.0	12-03PFFR-SF8003	12-04PFFR-SF8003	12-05PFFR-SF8003	-
Solder Pin (180°)	PG9	12-03PFFS-SF8001	12-04PFFS-SF8001	12-05PFFS-SF8001	12-08PFFS-SF8001
	M16.0	12-03PFFS-SF8003 12-03PFFS-SF8004	12-04PFFS-SF8003 12-04PFFS-SF8004	12-05PFFS-SF8003 12-05PFFS-SF8004	12-08PFFS-SF8003 12-08PFFS-SF8004
Wire Leads (150mm)	PG9	12-03PFFS-SF8B15	12-04PFFS-SF8B15	12-05PFFS-SF8B15	12-08PFFS-SF8B15
	M16.0	12-03PFFS-SF8C15	12-04PFFS-SF8C15	12-05PFFS-SF8C15	12-08PFFS-SF8C15
Wire Leads (300mm)	PG9	12-03PFFS-SF8B30	12-04PFFS-SF8B30	12-05PFFS-SF8B30	12-08PFFS-SF8B30
	M16.0	12-03PFFS-SF8C30	12-04PFFS-SF8C30	12-05PFFS-SF8C30	12-08PFFS-SF8C30
Wire Leads (500mm)	PG9	12-03PFFS-SF8B50	12-04PFFS-SF8B50	12-05PFFS-SF8B50	12-08PFFS-SF8B50
	M16.0	12-03PFFS-SF8C50	12-04PFFS-SF8C50	12-05PFFS-SF8C50	12-08PFFS-SF8C50

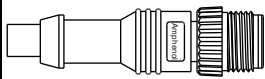
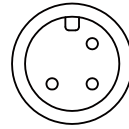
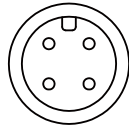
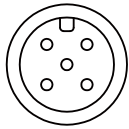
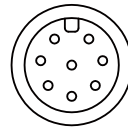
∟ M12 A (Metal) > Receptacle > Female Connector > Rear Fastened

					
Type	Mounting Thread	3 Contacts	4 Contacts	5 Contacts	8 Contacts
Solder Pin (180°)	PG9	12-03PFFS-SH8001	12-04PFFS-SH8001	12-05PFFS-SH8001	12-08PFFS-SH8001
	M16.0	12-03PFFS-SH8003 12-03PFFS-SH8004	12-04PFFS-SH8003 12-04PFFS-SH8004	12-05PFFS-SH8003 12-05PFFS-SH8004	12-08PFFS-SH8003 12-08PFFS-SH8004
Wire Leads (150mm)	PG9	12-03PFFS-SH8B15	12-04PFFS-SH8B15	12-05PFFS-SH8B15	12-08PFFS-SH8B15
Wire Leads (300mm)	PG9	12-03PFFS-SH8B30	12-04PFFS-SH8B30	12-05PFFS-SH8B30	12-08PFFS-SH8B30
Wire Leads (500mm)	PG9	12-03PFFS-SH8B50	12-04PFFS-SH8B50	12-05PFFS-SH8B50	12-08PFFS-SH8B50

∟ M12 A (Metal) > Overmolded with cable > Male Connector > Right Angle

				
Type	3 Contacts	4 Contacts	5 Contacts	8 Contacts
With Strain Relief	12-03AMMM-SR7	12-04AMMM-SR7	12-05AMMM-SR7	12-08AMMM-SR7
Without Strain Relief	12-03BMMM-SR7 12-03BMMM-SR8	12-04BMMM-SR7 12-04BMMM-SR8	12-05BMMM-SR7 12-05BMMM-SR8	12-08BMMM-SR7 12-08BMMM-SR8

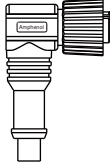
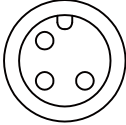
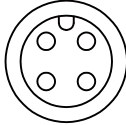
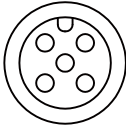
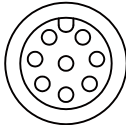
∟ M12 A (Metal) > Overmolded with cable > Male Connector > Straight

				
Type	3 Contacts	4 Contacts	5 Contacts	8 Contacts
With Strain Relief	12-03AMMM-SL7	12-04AMMM-SL7	12-05AMMM-SL7	12-08AMMM-SL7
Without Strain Relief	12-03BMMM-SL7 12-03BMMM-SL8	12-04BMMM-SL7 12-04BMMM-SL8	12-05BMMM-SL7 12-05BMMM-SL8	12-08BMMM-SL7 12-08BMMM-SL8
	12S-03BMMM-SL7 (Shielded)	12S-04BMMM-SL7 (Shielded)	12S-05BMMM-SL7 (Shielded)	12S-08BMMM-SL7 (Shielded)


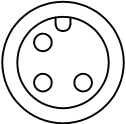
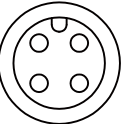
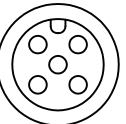
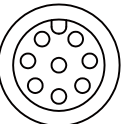
Cable Type	1M	3M	5M	10M
PVC	A01	A02	A05	A10
PU	B01	B02	B05	B10

* Design and specification are subject to change without notice.

➤ M12 A (Metal) > Overmolded with cable > Female Connector > Right Angle

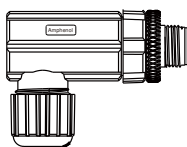
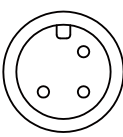
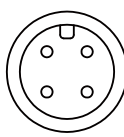
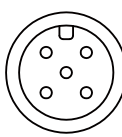
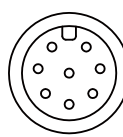
				
Type	3 Contacts	4 Contacts	5 Contacts	8 Contacts
With Strain Relief	12-03AFFM-SR7	12-04AFFM-SR7	12-05AFFM-SR7	12-08AFFM-SR7
Without Strain Relief	12L-03BFFM-SR7 (With LED)	12-04BFFM-SR8	12-05BFFM-SR8	12-08BFFM-SR8
	12-03BFFM-SR8			

➤ M12 A (Metal) > Overmolded with cable > Female Connector > Straight

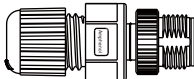
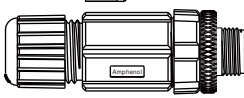
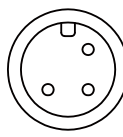
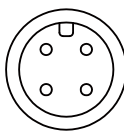
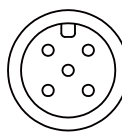
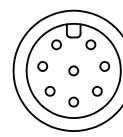
				
Type	3 Contacts	4 Contacts	5 Contacts	8 Contacts
With Strain Relief	12-03AFFM-SL7	12-04AFFM-SL7	12-05AFFM-SL7	12-08AFFM-SL7
Without Strain Relief	12S-03BFFM-SL7 (Shielded)	12S-04BFFM-SL7 (Shielded)	12S-05BFFM-SL7 (Shielded)	12S-08BFFM-SL7 (Shielded)
	12-03BFFM-SL8	12-04BFFM-SL8	12-05BFFM-SL8	12-08BFFM-SL8

Cable Type	1M	3M	5M	10M
PVC	A01	A02	A05	A10
PU	B01	B02	B05	B10

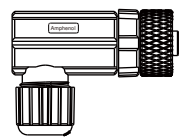
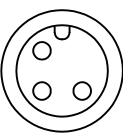
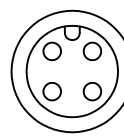
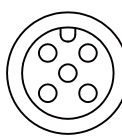
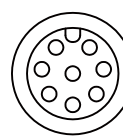
➤ M12 A (Metal) > Field Installable > Male Connector > Right Angle

					
Type	Contact Type	3 Contacts	4 Contacts	5 Contacts	8 Contacts
Without Strain Relief	Screw Type	12-03BMMB-SR700 1	12-04BMMB-SR700 1	12-05BMMB-SR700 1	-

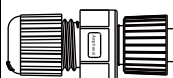

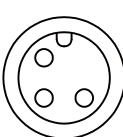
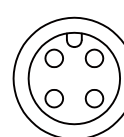

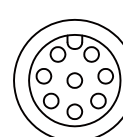
➤ M12 A (Metal) > Field Installable > Male Connector > Straight

 Solder Type  Screw Type					
Type	Contact Type	3 Contacts	4 Contacts	5 Contacts	8 Contacts
Without Strain Relief	Solder Type	12-03BMMA-SL800 1	12-04BMMA-SL800 1	12-05BMMA-SL800 1	12-08BMMA-SL800 1
	Screw Type	12-03BMMB-SL700 1	12-04BMMB-SL700 1	12-05BMMB-SL700 1	-

➤ M12 A (Metal) > Field Installable > Female Connector > Right Angle

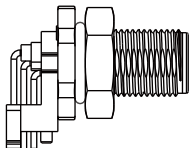
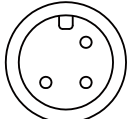
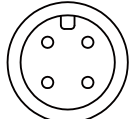
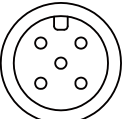
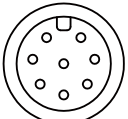
					
Type	Contact Type	3 Contacts	4 Contacts	5 Contacts	8 Contacts
Without Strain Relief	Screw Type	12-03BFFB-SR700 1	12-04BFFB-SR700 1	12-05BFFB-SR700 1	-

➤ M12 A (Metal) > Field Installable > Female Connector > Straight

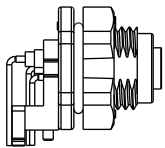
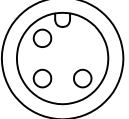
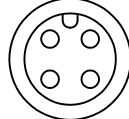

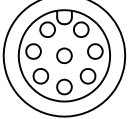
 Solder Type  Screw Type					
Type	Contact Type	3 Contacts	4 Contacts	5 Contacts	8 Contacts
Without Strain Relief	Solder Type	12-03BFFA-SL800 1	12-04BFFA-SL800 1	12-05BFFA-SL800 1	12-08BFFA-SL800 1
	Screw Type	12-03BFFB-SL700 1	12-04BFFB-SL700 1	12-05BFFB-SL700 1	-

* Design and specification are subject to change without notice.

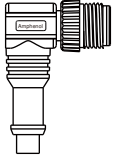
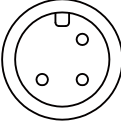
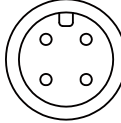
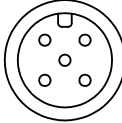
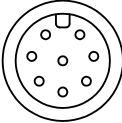
∟ M12 A (Plastic) > Receptacle > Male Connector > Front Fastened

					
Backshell: Hexagonal					
Type	Mounting Thread	3 Contacts	4 Contacts	5 Contacts	8 Contacts
PCB Pin (90°)	M12	12P-03PMMR-SF8001	12P-04PMMR-SF8001	12P-05PMMR-SF8001	-

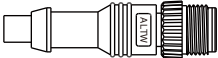
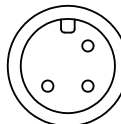
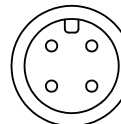
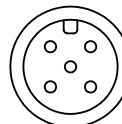
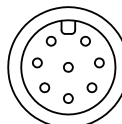
∟ M12 A (Plastic) > Receptacle > Female Connector > Front Fastened

					
Backshell: Hexagonal					
Type	Mounting Thread	3 Contacts	4 Contacts	5 Contacts	8 Contacts
PCB Pin (180°)	M16.0	12P-03PFFP-SF8003	12P-04PFFP-SF8003	12P-05PFFP-SF8003	12P-08PFFP-SF8003
PCB Pin (90°)	M16.0	12P-03PFFR-SF8003	12P-04PFFR-SF8003	12P-05PFFR-SF8003	-
Solder Pin (180°)	M16.0	12P-03PFFS-SF8003	12P-04PFFS-SF8003	12P-05PFFS-SF8003	12P-08PFFS-SF8003

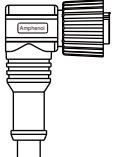
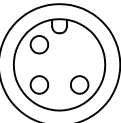
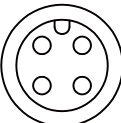
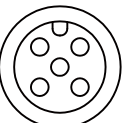
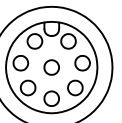
➤ M12 A (Plastic) > Overmolded with cable > Male Connector > Right Angle

				
Type	3 Contacts	4 Contacts	5 Contacts	8 Contacts
Without Strain Relief	12P-03BMMM-SR8	12P-04BMMM-SR8	12P-05BMMM-SR8	12P-08BMMM-SR8

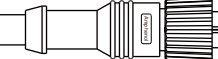
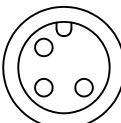
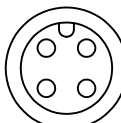
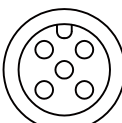
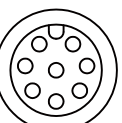
➤ M12 A (Plastic) > Overmolded with cable > Male Connector > Straight

				
Type	3 Contacts	4 Contacts	5 Contacts	8 Contacts
Without Strain Relief	12P-03BMMM-SL8	12P-04BMMM-SL8	12P-05BMMM-SL8	12P-08BMMM-SL8

➤ M12 A (Plastic) > Overmolded with cable > Female Connector > Right Angle

				
Type	3 Contacts	4 Contacts	5 Contacts	8 Contacts
Without Strain Relief	12P-03BFFM-SR8	12P-04BFFM-SR8	12P-05BFFM-SR8	12P-08BFFM-SR8

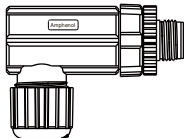
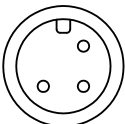
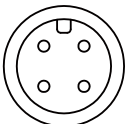
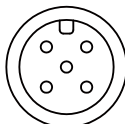
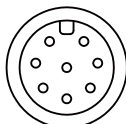
➤ M12 A (Plastic) > Overmolded with cable > Female Connector > Straight

				
Type	3 Contacts	4 Contacts	5 Contacts	8 Contacts
Without Strain Relief	12P-03BFFM-SL8	12P-04BFFM-SL8	12P-05BFFM-SL8	12P-08BFFM-SL8

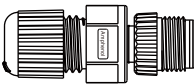
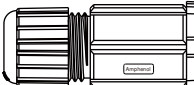
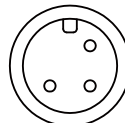
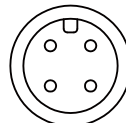
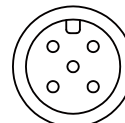
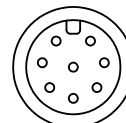
Cable Type	1M	3M	5M	10M
PVC	A01	A02	A05	A10
PU	B01	B02	B05	B10

* Design and specification are subject to change without notice.

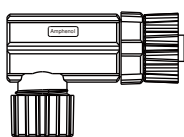
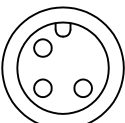
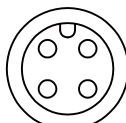
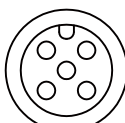
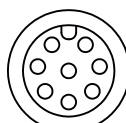
∟ M12 A (Plastic) > Field Installable > Male Connector > Right Angle

					
Type	Contact Type	3 Contacts	4 Contacts	5 Contacts	8 Contacts
Without Strain Relief	Solder Type	-	-	-	-
	Screw Type	12P-03BMMB-SR7001	12P-04BMMB-SR7001	12P-05BMMB-SR7001	-

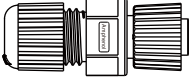
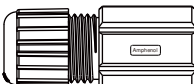
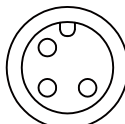
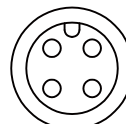
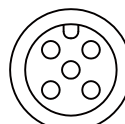
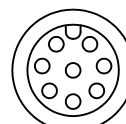
∟ M12 A (Plastic) > Field Installable > Male Connector > Straight

 Solder Type  Screw Type					
Type	Contact Type	3 Contacts	4 Contacts	5 Contacts	8 Contacts
Without Strain Relief	Solder Type	12P-03BMMA-SL7001 12P-03BMMA-SL8001	12P-04BMMA-SL7001 12P-04BMMA-SL8001	12P-05BMMA-SL7001 12P-05BMMA-SL8001	12P-08BMMA-SL8001
	Screw Type	12P-03BMMB-SL7001	12P-04BMMB-SL7001	12P-05BMMB-SL7001	

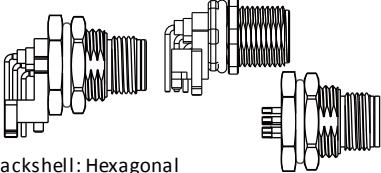
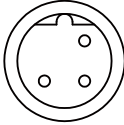
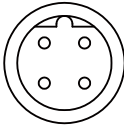
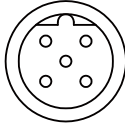
∟ M12 A (Plastic) > Field Installable > Female Connector > Right Angle

					
Type	Contact Type	3 Contacts	4 Contacts	5 Contacts	8 Contacts
Without Strain Relief	Solder Type	-	-	-	-
	Screw Type	12P-03BFFB-SR7001	12P-04BFFB-SR7001	12P-05BFFB-SR7001	-

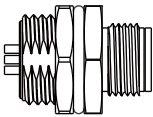
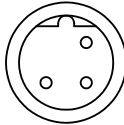
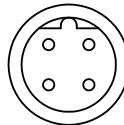
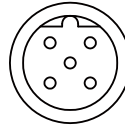
∟ M12 A (Plastic) > Field Installable > Female Connector > Straight

 Solder Type  Screw Type					
Type	Contact Type	3 Contacts	4 Contacts	5 Contacts	8 Contacts
Without Strain Relief	Solder Type	12P-03BFFA-SL8001	12P-04BFFA-SL8001	12P-05BFFA-SL8001	12P-08BFFA-SL8001
	Screw Type	12P-03BFFB-SL7001	12P-04BFFB-SL7001	12P-05BFFB-SL7001	

∨ M12 B (Metal) > Receptacle > Male Connector > Front Fastened

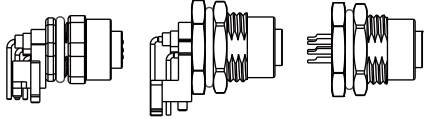
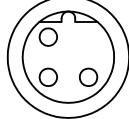
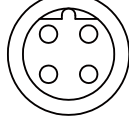

				
Backshell: Hexagonal		3 Contacts	4 Contacts	5 Contacts
Type	Mounting Thread	3 Contacts	4 Contacts	5 Contacts
PCB Pin (180°)	PG9	12B-03PMMP-SF8001	12B-04PMMP-SF8001	12B-05PMMP-SF8001
	M16	12B-03PMMP-SF8003	12B-04PMMP-SF8003 12B-04PMMP-SF8004	12B-05PMMP-SF8003 12B-05PMMP-SF8004
PCB Pin (90°)	M12	-	-	SBS-05PMMR-SF7001
	PG9	12B-03PMMR-SF8001	12B-04PMMR-SF8001	12B-05PMMR-SF8001 12B-05PMMR-SF7001
	M16	12B-03PMMR-SF8003	12B-04PMMR-SF8003	12B-05PMMR-SF8003
Solder Pin (180°)	PG9	12B-03PMMS-SF8001	12B-04PMMS-SF8001	12B-05PMMS-SF8001
	M16	12B-03PMMS-SF8003	12B-04PMMS-SF8003 12B-04PMMS-SF8004	12B-05PMMS-SF8003 12B-05PMMS-SF8004
Wire Leads (150mm)	PG9	-	-	12B-05PMMS-SF8B15
	M16	-	-	12B-05PMMS-SF8C15
Wire Leads (300mm)	PG9	-	-	12B-05PMMS-SF8B30
	M16	-	-	12B-05PMMS-SF8C30
Wire Leads (500mm)	PG9	-	-	12B-05PMMS-SF8B50
	M16	-	-	12B-05PMMS-SF8C50

∨ M12 B (Metal) > Receptacle > Male Connector > Rear Fastened

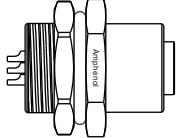
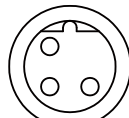
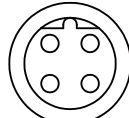

				
Type	Mounting Thread	3 Contacts	4 Contacts	5 Contacts
PCB Pin (180°)	PG9	12B-03PMMS-SH8001	12B-04PMMS-SH8001	12B-05PMMS-SH8001
	M16	12B-03PMMS-SH8003	12B-04PMMS-SH8003 12B-04PMMS-SH8004	12B-05PMMS-SH8003 12B-05PMMS-SH8004
Wire Leads (150mm)	PG9	-	-	12B-05PMMS-SH8B15
	M16	-	-	12B-05PMMS-SH8C15
Wire Leads (300mm)	PG9	-	-	12B-05PMMS-SH8B30
	M16	-	-	12B-05PMMS-SH8C30
Wire Leads (500mm)	PG9	-	-	12B-05PMMS-SH8B50
	M16	-	-	12B-05PMMS-SH8C50

* Design and specification are subject to change without notice.

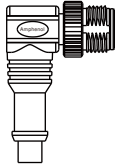
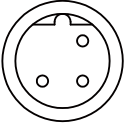
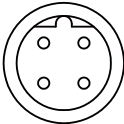
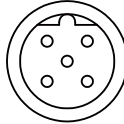
∟ M12 B (Metal) Receptacle > Female Connector > Front Fastened

				
Backshell: Hexagonal				
Type	Mounting Thread	3 Contacts	4 Contacts	5 Contacts
PCB Pin (180°)	PG9	12B-03PFFP-SF8001	12B-04PFFP-SF8001	12B-05PFFP-SF8001
	M16	12B-03PFFP-SF8003	12B-04PFFP-SF8003 12B-04PFFP-SF8004 12B-04PFFP-SF8005	12B-05PFFP-SF8003 12B-05PFFP-SF8004 12B-05PFFP-SF8005
PCB Pin (90°)	M12	-	-	SBS-05PFFR-SF7001
	PG9	12B-03PFFR-SF8001	12B-04PFFR-SF8001	12B-05PFFR-SF8001 12B-05PFFR-SF7001
	M16	12B-03PFFR-SF8003	12B-04PFFR-SF8003	12B-05PFFR-SF8003
Solder Pin (180°)	PG9	12B-03PFFS-SF8001	12B-04PFFS-SF8001	12B-05PFFS-SF8001
	M16	12B-03PFFS-SF8003	12B-04PFFS-SF8003 12B-04PFFS-SF8004	12B-05PFFS-SF8003 12B-05PFFS-SF8004
Wire Leads (150mm)	PG9	-	-	12B-05PFFS-SF8B15
	M16	-	-	12B-05PFFS-SF8C15
Wire Leads (300mm)	PG9	-	-	12B-05PFFS-SF8B30
	M16	-	-	12B-05PFFS-SF8C30
Wire Leads (500mm)	PG9	-	-	12B-05PFFS-SF8B50
	M16	-	-	12B-05PFFS-SF8C50

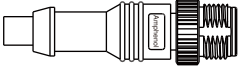
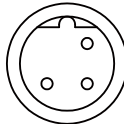
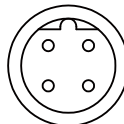
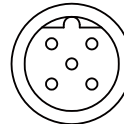
∟ M12 B (Metal) > Receptacle > Female Connector > Rear Fastened

				
Type	Mounting Thread	3 Contacts	4 Contacts	5 Contacts
PCB Pin (180°)	PG9	12B-03PFFS-SH8001	12B-04PFFS-SH8001	12B-05PFFS-SH8001
	M16	12B-03PFFS-SH8003	12B-04PFFS-SH8003 12B-04PFFS-SH8004	12B-05PFFS-SH8003 12B-05PFFS-SH8004
Wire Leads (150mm)	PG9	-	-	12B-05PFFS-SH8B15
Wire Leads (300mm)	PG9	-	-	12B-05PFFS-SH8B30
Wire Leads (500mm)	PG9	-	-	12B-05PFFS-SH8B50

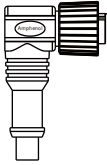
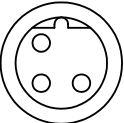
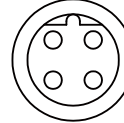
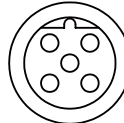
∟ **M12 B (Metal) > Overmolded with cable > Male Connector > Right Angle**

			
Type	3 Contacts	4 Contacts	5 Contacts
Without Strain Relief	12B-03BMMM-SR8	12B-04BMMM-SR8	12B-05BMMM-SR8

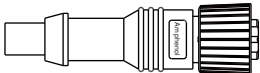
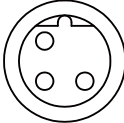

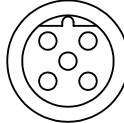
∟ **M12 B (Metal) > Overmolded with cable > Male Connector > Straight**

			
Type	3 Contacts	4 Contacts	5 Contacts
Without Strain Relief	12B-03BMMM-SL8	12B-04BMMM-SL8	12B-05BMMM-SL8

∟ **M12 B (Metal) > Overmolded with cable > Female Connector > Right Angle**

			
Type	3 Contacts	4 Contacts	5 Contacts
Without Strain Relief	12B-03BFFM-SR8	12B-04BFFM-SR8	12B-05BFFM-SR8

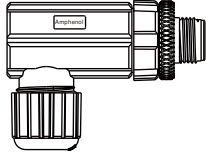
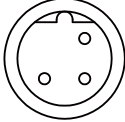
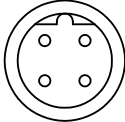
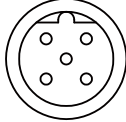
∟ **MM12 B (Metal) > Overmolded with cable > Female Connector > Straight**

			
Type	3 Contacts	4 Contacts	5 Contacts
Without Strain Relief	12B-03BFFM-SL8	12B-04BFFM-SL8	12B-05BFFM-SL8

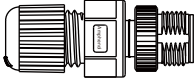

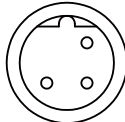
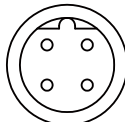
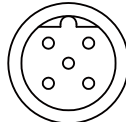
Cable Type	1M	3M	5M	10M
PVC	A01	A02	A05	A10
PU	B01	B02	B05	B10

* Design and specification are subject to change without notice.

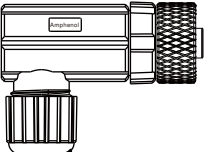
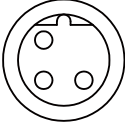


∟ M12 B (Metal) > Field Installable > Male Connector > Right Angle

				
Type	Contact Type	3 Contacts	4 Contacts	5 Contacts
Without Strain Relief	Screw Type	12B-03BMMB-SR700 1	12B-04BMMB-SR700 1	12B-05BMMB-SR700 1

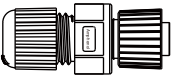

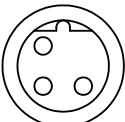
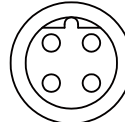

∟ M12 B (Metal) > Field Installable > Male Connector > Straight

 Solder Type  Screw Type				
Type	Contact Type	3 Contacts	4 Contacts	5 Contacts
Without Strain Relief	Solder Type	12B-03BMMA-SL800 1	12B-04BMMA-SL800 1	12B-05BMMA-SL800 1
	Screw Type	12B-03BMMB-SL700 1	12B-04BMMB-SL700 1	12B-05BMMB-SL700 1

∟ M12 B (Metal) > Field Installable > Female Connector > Right Angle

				
Type	Contact Type	3 Contacts	4 Contacts	5 Contacts
Without Strain Relief	Screw Type	12B-03BFFB-SR700 1	12B-04BFFB-SR700 1	12B-05BFFB-SR700 1

∟ M12 B (Metal) > Field Installable > Female Connector > Straight

 Solder Type  Screw Type				
Type	Contact Type	3 Contacts	4 Contacts	5 Contacts
Without Strain Relief	Solder Type	12B-03BFFA-SL800 1	12B-04BFFA-SL800 1	12B-05BFFA-SL800 1
	Screw Type	12B-03BFFB-SL700 1	12B-04BFFB-SL700 1	12B-05BFFB-SL700 1

∟ M12 B (Plastic) > Receptacle > Male Connector > Front Fastened

Backshell: Hexagonal				
Type	Mounting Thread	3 Contacts	4 Contacts	5 Contacts
PCB Pin (90°)	M12	-	-	SBP-05PMMR-SF8001

∟ M12 B (Plastic) > Receptacle > Female Connector > Front Fastened

Backshell: Hexagonal				
Type	Mounting Thread	3 Contacts	4 Contacts	5 Contacts
PCB Pin (90°)	M12	-	-	SBP-05PFFR-SF8001

∟ M12 B (Plastic) > Overmolded with cable > Male Connector > Right Angle

Type	3 Contacts	4 Contacts	5 Contacts
Without Strain Relief	SBP-03BMMM-SR8	SBP-04BMMM-SR8	SBP-05BMMM-SR8

∟ M12 B (Plastic) > Overmolded with cable > Male Connector > Straight

Type	3 Contacts	4 Contacts	5 Contacts
Without Strain Relief	SBP-03BMMM-SL8	SBP-04BMMM-SL8	SBP-05BMMM-SL8

Cable Type	1M	3M	5M	10M
PVC	A01	A02	A05	A10
PU	B01	B02	B05	B10

* Design and specification are subject to change without notice.

M Series Sensor Connector | Find Our Standard Products

M12 B Code (Plastic)

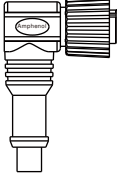
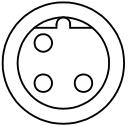
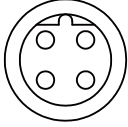
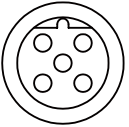
Overmolded with cable > Female Connector

Field Installable > Male Connector

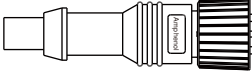
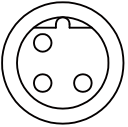
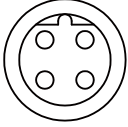
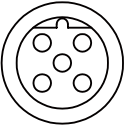
IP 67 . 68 9

Receptacle | Unmated
Overmolded with Cable | Mated
Field Installable | Mated

∟ M12 B (Plastic) > Overmolded with cable > Female Connector > Right Angle

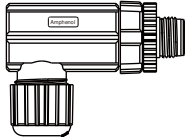
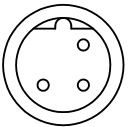
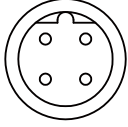
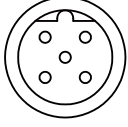
			
Type	3 Contacts	4 Contacts	5 Contacts
Without Strain Relief	SBP-03BFFM-SR8	SBP-04BFFM-SR8	SBP-05BFFM-SR8

∟ M12 B (Plastic) > Overmolded with cable > Female Connector > Straight

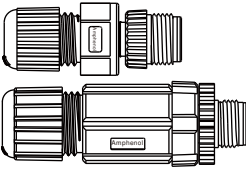
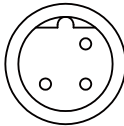
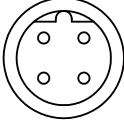
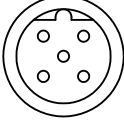
			
Type	3 Contacts	4 Contacts	5 Contacts
Without Strain Relief	SBP-03BFFM-SL8	SBP-04BFFM-SL8	SBP-05BFFM-SL8

Cable Type	1M	3M	5M	10M
PVC	A01	A02	A05	A10
PU	B01	B02	B05	B10

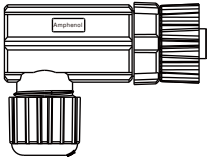
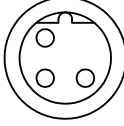
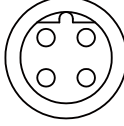

∟ M12 B (Plastic) > Field Installable > Male Connector > Right Angle

				
Type	Contact Type	3 Contacts	4 Contacts	5 Contacts
Without Strain Relief	Screw Type	SBP-03BMMB-SR7001	SBP-04BMMB-SR7001	SBP-05BMMB-SR7001

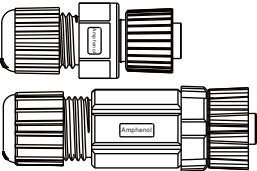
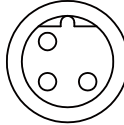
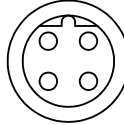
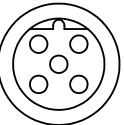
∟ **M12 B (Plastic) > Field Installable > Male Connector > Straight**

		Solder Type			
		Screw Type			
Type	Contact Type	3 Contacts	4 Contacts	5 Contacts	
Without Strain Relief	Solder Type	SBP-03BMMA-SL800 1	SBP-04BMMA-SL800 1	SBP-05BMMA-SL800 1	
	Screw Type	SBP-03BMMB-SL700 1	SBP-04BMMB-SL700 1	SBP-05BMMB-SL700 1	

∟ **M12 B (Plastic) > Field Installable > Female Connector > Right Angle**

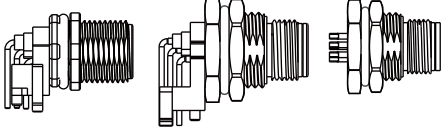
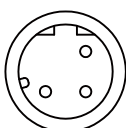
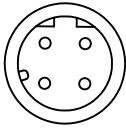
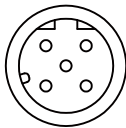
				
Type	Contact Type	3 Contacts	4 Contacts	5 Contacts
Without Strain Relief	Screw Type	SBP-03BFFB-SR700 1	SBP-04BFFB-SR700 1	SBP-05BFFB-SR700 1

∟ **M12 B (Plastic) > Field Installable > Female Connector > Straight**

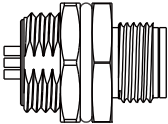
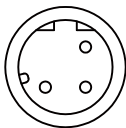
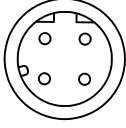
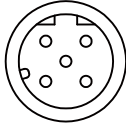
		Solder Type			
		Screw Type			
Type	Contact Type	3 Contacts	4 Contacts	5 Contacts	
Without Strain Relief	Solder Type	SBP-03BFFA-SL800 1	SBP-04BFFA-SL800 1	SBP-05BFFA-SL800 1	
	Screw Type	SBP-03BFFB-SL700 1	SBP-04BFFB-SL700 1	SBP-05BFFB-SL700 1	

* Design and specification are subject to change without notice.

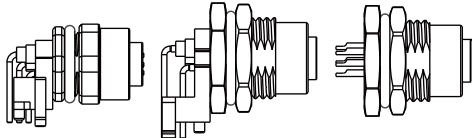
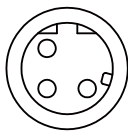
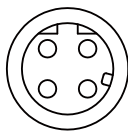
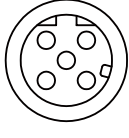
∟ M12 D (Metal) > Receptacle > Male Connector > Front Fastened

				
Backshell: Hexagonal				
Type	Mounting Thread	3 Contacts	4 Contacts	5 Contacts
PCB Pin (180°)	PG9	-	12D-04PMMP-SF8001	12D-05PMMP-SF8001
	M16.0	-	12D-04PMMP-SF8003 12D-04PMMP-SF8004	12D-05PMMP-SF8003 12D-05PMMP-SF8004
PCB Pin (90°)	PG9	-	12D-04PMMR-SF7001 12D-04PMMR-SF8001	-
	M12	-	12D-04PMMR-SF7007	-
	M12 (Shielded)	-	SDS-04PMMR-SF7007	-
Solder Pin (180°)	PG9	12D-03PMMS-SF8001	12D-04PMMS-SF8001	12D-05PMMS-SF8001
	M16.0	-	12D-04PMMS-SF8003 12D-04PMMS-SF8004	12D-05PMMS-SF8003 12D-05PMMS-SF8004
Wire Leads (150mm)	PG9	-	12D-04PMMS-SF8B15	-
	M16.0	-	12D-04PMMS-SF8C15	-
Wire Leads (300mm)	PG9	-	12D-04PMMS-SF8B30	-
	M16.0	-	12D-04PMMS-SF8C30	-
Wire Leads (500mm)	PG9	-	12D-04PMMS-SF8B50	-
	M16.0	-	12D-04PMMS-SF8C50	-

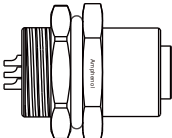
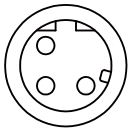
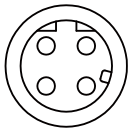
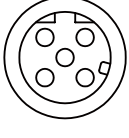
∟ M12 D (Metal) > Receptacle > Male Connector > Rear Fastened

				
Type	Mounting Thread	3 Contacts	4 Contacts	5 Contacts
Solder Pin (180°)	PG9	12D-03PMMS-SH8001	12D-04PMMS-SH8001	12D-05PMMS-SH8001
	M16.0	-	12D-04PMMS-SH8003 12D-04PMMS-SH8004	12D-05PMMS-SH8003 12D-04PMMS-SH8004
Wire Leads (150mm)	PG9	-	12D-04PMMS-SH8B15	-
	M16.0	-	12D-04PMMS-SH8C15	-
Wire Leads (300mm)	PG9	-	12D-04PMMS-SH8B30	-
	M16.0	-	12D-04PMMS-SH8C30	-
Wire Leads (500mm)	PG9	-	12D-04PMMS-SH8B50	-
	M16.0	-	12D-04PMMS-SH8C50	-

∟ M12 D (Metal) > Receptacle > Female Connector > Front Fastened

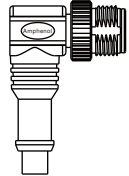
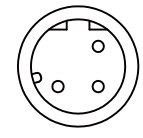
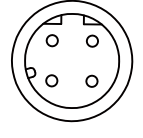
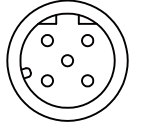
				
Backshell: Hexagonal				
Type	Mounting Thread	3 Contacts	4 Contacts	5 Contacts
PCB Pin (180°)	PG9	12D-03PFFP-SF8001	12D-04PFFP-SF8001	12D-05PFFP-SF8001
	M16.0	-	12D-04PFFP-SF8003 12D-04PFFP-SF8004 12D-04PFFP-SF8005	12D-05PFFP-SF8003 12D-05PFFP-SF8004 12D-05PFFP-SF8005
PCB Pin (90°)	PG9	12D-03PFFR-SF8001	12D-04PFFR-SF7001 12D-04PFFR-SF8001	12D-05PFFR-SF8001
	M16.0	12D-03PFFR-SF8003	12D-04PFFR-SF8003	12D-05PFFR-SF8003
	M12	-	12D-04PFFR-SF7007	-
	M12 (Shielded)		SDS-04PFFR-SF7007	
Solder Pin (180°)	PG9	12D-03PFFS-SF8001	12D-04PFFS-SF8001	12D-05PFFS-SF8001
	M16.0	12D-03PFFS-SF8003	12D-04PFFS-SF8003 12D-04PFFS-SF8004	12D-05PFFS-SF8003 12D-05PFFS-SF8004
Wire Leads (150mm)	PG9	-	12D-04PFFS-SF8B15	-
	M16.0	-	12D-04PFFS-SF8C15	-
Wire Leads (300mm)	PG9	-	12D-04PFFS-SF8B30	-
	M16.0	-	12D-04PFFS-SF8C30	-
Wire Leads (500mm)	PG9	-	12D-04PFFS-SF8B50	-
	M16.0	-	12D-04PFFS-SF8C50	-

∟ M12 D (Metal) > Receptacle > Female Connector > Rear Fastened

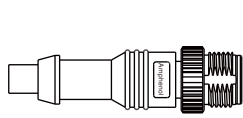
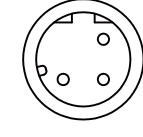
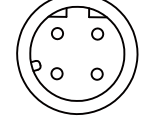
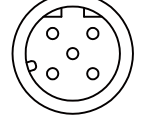
				
Type	Mounting Thread	3 Contacts	4 Contacts	5 Contacts
Solder Pin (180°)	PG9	12D-03PFFS-SH8001	12D-04PFFS-SH8001	12D-05PFFS-SH8001
	M16.0	12D-03PFFS-SH8003	12D-04PFFS-SH8003 12D-04PFFS-SH8004	12D-05PFFS-SH8003 12D-05PFFS-SH8004
Wire Leads (150mm)	PG9	-	12D-04PFFS-SH8B15	-
Wire Leads (300mm)	PG9	-	12D-04PFFS-SH8B30	-
Wire Leads (500mm)	PG9	-	12D-04PFFS-SH8B50	-

* Design and specification are subject to change without notice.

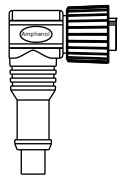
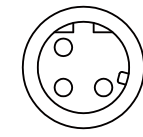
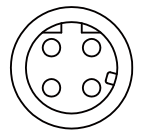
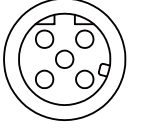
➤ **M12 D (Metal) > Overmolded with cable > Male Connector > Right Angle**

			
Type	3 Contacts	4 Contacts	5 Contacts
Without Strain Relief	12D-03BMMM-SR8	12D-04BMMM-SR8	12D-05BMMM-SR8

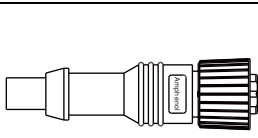
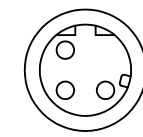
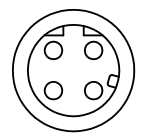
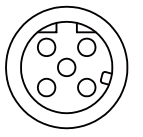
➤ **M12 D (Metal) > Overmolded with cable > Male Connector > Straight**

			
Type	3 Contacts	4 Contacts	5 Contacts
Without Strain Relief	12D-03BMMM-SL8	12D-04BMMM-SL8	12D-05BMMM-SL8

➤ **M12 D (Metal) > Overmolded with cable > Female Connector > Right Angle**

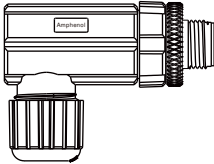
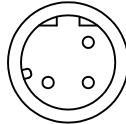
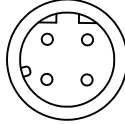
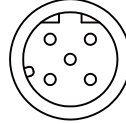
			
Type	3 Contacts	4 Contacts	5 Contacts
Without Strain Relief	12D-03BFFM-SR8	12D-04BFFM-SR8	12D-05BFFM-SR8

➤ **M12 D (Metal) > Overmolded with cable > Female Connector > Straight**

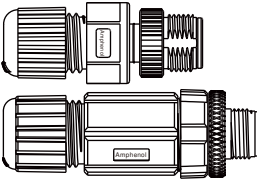
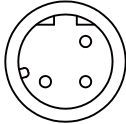
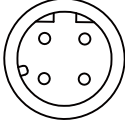
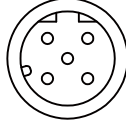
			
Type	3 Contacts	4 Contacts	5 Contacts
Without Strain Relief	12D-03BFFM-SL8	12D-04BFFM-SL8	12D-05BFFM-SL8

Cable Type	1M	3M	5M	10M
PVC	A01	A02	A05	A10
PU	B01	B02	B05	B10

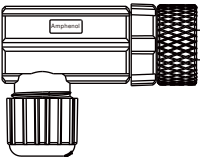
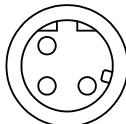
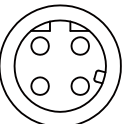
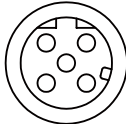
∟ M12 D (Metal) > Field Installable > Male Connector > Right Angle

				
Type	Contact Type	3 Contacts	4 Contacts	5 Contacts
Without Strain Relief	Screw Type	12D-03BMMB-SR7001	12D-04BMMB-SR7001	12D-05BMMB-SR7001

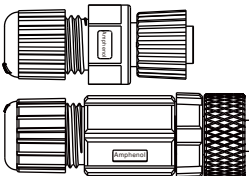
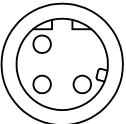
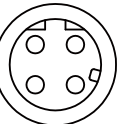
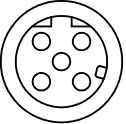
∟ M12 D (Metal) > Field Installable > Male Connector > Straight

				
Type	Contact Type	3 Contacts	4 Contacts	5 Contacts
Without Strain Relief	Solder Type	12D-03BMMA-SL8001	12D-04BMMA-SL8001	12D-05BMMA-SL8001
	Screw Type	12D-03BMMB-SL7001	12D-04BMMB-SL7001	12D-05BMMB-SL7001

∟ M12 D (Metal) > Field Installable > Female Connector > Right Angle

				
Type	Contact Type	3 Contacts	4 Contacts	5 Contacts
Without Strain Relief	Screw Type	12D-03BFFB-SR7001	12D-04BFFB-SR7001	12D-05BFFB-SR7001

∟ M12 D (Metal) > Field Installable > Female Connector > Straight

				
Type	Contact Type	3 Contacts	4 Contacts	5 Contacts
Without Strain Relief	Solder Type	12D-03BFFA-SL8001	12D-04BFFA-SL8001	12D-05BFFA-SL8001
	Screw Type	12D-03BFFB-SL7001	12D-04BFFB-SL7001	12D-05BFFB-SL7001

* Design and specification are subject to change without notice.

➤ M12 D (Plastic) > Receptacle > Male Connector > Front Fastened

Backshell: Hexagonal				
Type	Mounting Thread	3 Contacts	4 Contacts	5 Contacts
PCB Pin (90°)	M12	-	SDP-04PMMR-SF8001	-

➤ M12 D (Plastic) > Receptacle > Female Connector > Front Fastened

Backshell: Hexagonal				
Type	Mounting Thread	3 Contacts	4 Contacts	5 Contacts
PCB Pin (90°)	M12	-	SDP-04PFFR-SF8001	-

➤ M12 D (Plastic) > Overmolded with cable > Male Connector > Right Angle

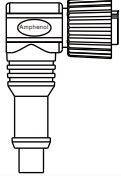
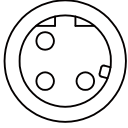
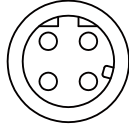
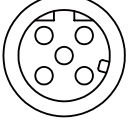
Type	3 Contacts	4 Contacts	5 Contacts
Without Strain Relief	SDP-03BMMM-SR8	SDP-04BMMM-SR8	SDP-05BMMM-SR8

➤ M12 D (Plastic) > Overmolded with cable > Male Connector > Straight

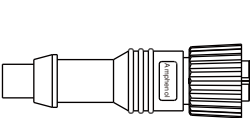
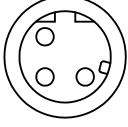
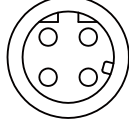
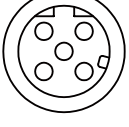
Type	3 Contacts	4 Contacts	5 Contacts
Without Strain Relief	SDP-03BMMM-SL8	SDP-04BMMM-SL8	SDP-05BMMM-SL8

Cable Type	1M	3M	5M	10M
PVC	A01	A02	A05	A10
PU	B01	B02	B05	B10

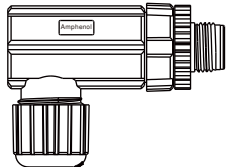
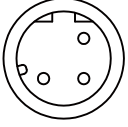
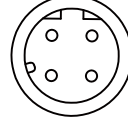
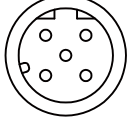
∟ M12 D (Plastic) > Overmolded with cable > Female Connector > Right Angle

			
Type	3 Contacts	4 Contacts	5 Contacts
Without Strain Relief	SDP-03BFFM-SR8	SDP-04BFFM-SR8	SDP-05BFFM-SR8

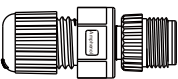
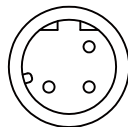
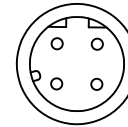
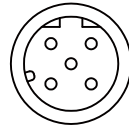

∟ M12 D (Plastic) > Overmolded with cable > Female Connector > Straight

			
Type	3 Contacts	4 Contacts	5 Contacts
Without Strain Relief	SDP-03BFFM-SL8	SDP-04BFFM-SL8	SDP-05BFFM-SL8

∟ M12 D (Plastic) > Field Installable > Male Connector > Right Angle

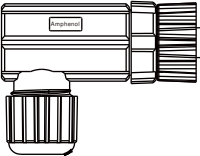
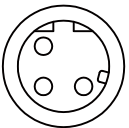
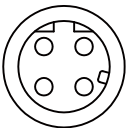
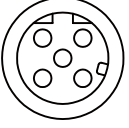
				
Type	Contact Type	3 Contacts	4 Contacts	5 Contacts
Without Strain Relief	Screw Type	SDP-03BMMB-SR700 1	SDP-04BMMB-SR700 1	SDP-05BMMB-SR700 1

∟ M12 D (Plastic) > Field Installable > Male Connector > Straight

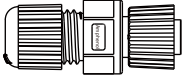

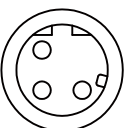
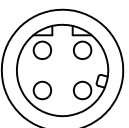
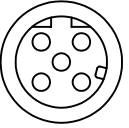
	Solder Type			
	Screw Type			
Type	Contact Type	3 Contacts	4 Contacts	5 Contacts
Without Strain Relief	Solder Type	SDP-03BMMA-SL800 1	SDP-04BMMA-SL800 1	SDP-05BMMA-SL800 1
	Screw Type	SDP-03BMMB-SL700 1	SDP-04BMMB-SL700 1	SDP-05BMMB-SL700 1

* Design and specification are subject to change without notice.

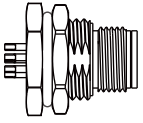
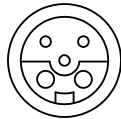
➤ M12 D (Plastic) > Field Installable > Female Connector > Right Angle

				
Type	Contact Type	3 Contacts	4 Contacts	5 Contacts
Without Strain Relief	Screw Type	SDP-03BFFB-SR7001	SDP-04BFFB-SR7001	SDP-05BFFB-SR7001

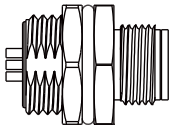

➤ M12 D (Plastic) > Field Installable > Female Connector > Straight

 Solder Type  Screw Type				
Type	Contact Type	3 Contacts	4 Contacts	5 Contacts
Without Strain Relief	Solder Type	SDP-03BFFA-SL8001	SDP-04BFFA-SL8001	SDP-05BFFA-SL8001
	Screw Type	SDP-03BFFB-SL7001	SDP-04BFFB-SL7001	SDP-05BFFB-SL7001

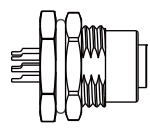

∟ **M12 I (Metal) > Receptacle > Male Connector (Housing) > Front Fastened (Male+Female Contact)**

		
Backshell: Hexagonal		
Type	Mounting Thread	5 Contacts
PCB Pin (180°)	PG9	12-05PMIP-SF8001
	M16.0	12-05PMIP-SF8003 12-05PMIP-SF8004
PCB Pin (90°)	PG9	12-05PMIR-SF8001
	M16.0	12-05PMIR-SF8003
Solder Pin (180°)	PG9	12-05PMIS-SF8001
	M16.0	12-05PMIS-SF8003 12-05PMIS-SF8004

∟ **M12 I (Metal) > Receptacle > Male Connector (Housing) > Rear Fastened (Male+Female Contact)**

		
Type	Mounting Thread	5 Contacts
Solder Pin (180°)	PG9	12-05PMIS-SH8001
	M16.0	12-05PMIS-SH8003 12-05PMIS-SH8004

∟ **M12 I (Metal) > Receptacle > Female Connector (Housing) > Front Fastened (Male+Female Contact)**

		
Backshell: Hexagonal		
Type	Mounting Thread	5 Contacts
PCB Pin (180°)	PG9	12-05PFIP-SF8001
	M16.0	12-05PFIP-SF8003 12-05PFIP-SF8004
PCB Pin (90°)	PG9	12-05PFIR-SF8001
	M16.0	12-05PFIR-SF8003
Solder Pin (180°)	PG9	12-05PFIS-SF8001
	M16.0	12-05PFIS-SF8003 12-05PFIS-SF8004

* Design and specification are subject to change without notice.

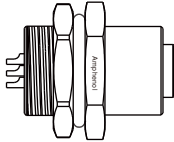
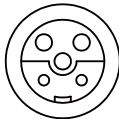
M12 I Style (Metal)

Receptacle > Female / Male Connector (Housing)
 Overmolded with cable > Male Connector (Housing)

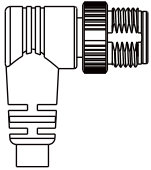

IP 67 . 68 9

Receptacle | Unmated
 Overmolded with Cable | Mated
 Field Installable | Mated

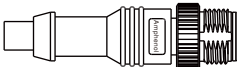
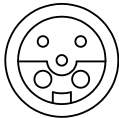
∟ **M12 I (Metal) > Receptacle > Female Connector (Housing) > Rear Fastened (Male+Female Contact)**

		
Type	Mounting Thread	5 Contacts
Solder Pin (180°)	PG9	12-05PFIS-SH8001
	M16.0	12-05PFIS-SH8003 12-05PFIS-SH8004

∟ **M12 I (Metal) > Overmolded with cable > Male Connector (Housing) > Right Angle (Male+Female Contact)**

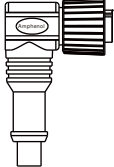

		
Type	5 Contacts	
With Strain Relief	12-05AMIM-SR7	
Without Strain Relief	12-05BMIM-SR8	

∟ **M12 I (Metal) > Overmolded with cable > Male Connector (Housing) > Straight (Male+Female Contact)**

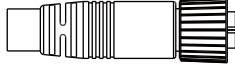

		
Type	5 Contacts	
With Strain Relief	12-05AMIM-SL7	
Without Strain Relief	12-05BMIM-SL8	

Cable Type	1M	3M	5M	10M
PVC	A01	A02	A05	A10
PU	B01	B02	B05	B10

∟ **M12 I (Metal) > Overmolded with cable > Female Connector (Housing) > Right Angle (Male+Female Contact)**

	
Type	5 Contacts
With Strain Relief	12-05AFIM-SR7
Without Strain Relief	12-05BFIM-SR8

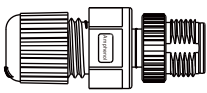

∟ **M12 I (Metal) > Overmolded with cable > Female Connector (Housing) > Straight**

	
Type	5 Contacts
With Strain Relief	12-05AFIM-SL7
Without Strain Relief	12-05BFIM-SL8

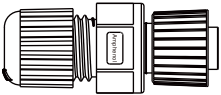
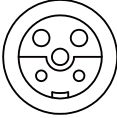
Cable Type	1M	3M	5M	10M
PVC	A01	A02	A05	A10
PU	B01	B02	B05	B10

* Design and specification are subject to change without notice.

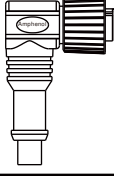
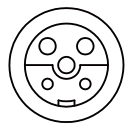
∨ **M12 I (Metal) > Field Installable>Male Connector (Housing) > Straight (Male+Female Contact)**

		
Type	Contact Type	5 Contacts
Without Strain Relief	Solder Type	12P-05BMIA-SL8001

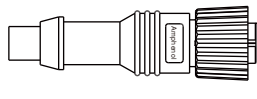
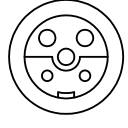
∨ **M12 I (Plastic) > Field Installable > Female Connector (Housing) > Straight (Male+Female Contact)**

		
Type	Contact Type	5 Contacts
Without Strain Relief	Solder Type	12P-05BFIA-SL8001

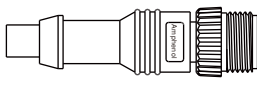
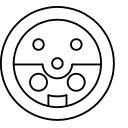
∟ **M12 I (Plastic) > Overmolded with cable > Female Connector (Housing) > Right Angle (Male+Female Contact)**

	
Type	5 Contacts
Without Strain Relief	12P-05BFIM-SR8

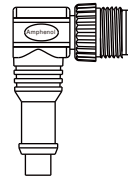
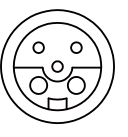
∟ **M12 I (Plastic) > Overmolded with cable > Female Connector (Housing) > Straight (Male+Female Contact)**

	
Type	5 Contacts
Without Strain Relief	12P-05BFIM-SL8

∟ **M12 I (Plastic) > Overmolded with cable > Male Connector (Housing) > Straight (Male+Female Contact)**

	
Type	5 Contacts
Without Strain Relief	12P-05BMIM-SL8

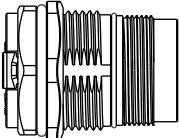

∟ **M12 I (Plastic) > Overmolded with cable > Male Connector (Housing) > Right Angle (Male+Female Contact)**

	
Type	5 Contacts
Without Strain Relief	12P-05BMIM-SR8

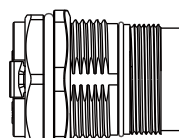

Cable Type	1M	3M	5M	10M
PVC	A01	A02	A05	A10
PU	B01	B02	B05	B10

* Design and specification are subject to change without notice.

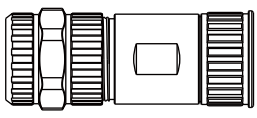

➤ **M23 (Metal) > Receptacle (Field Installable Type) > Male Connector (Housing) > Front Fastened**

		
Backshell: Hexagonal		
Type	Contact Gender	6 Contacts
Crimp Pin	Male	LJ23-06PMMC-SF7001

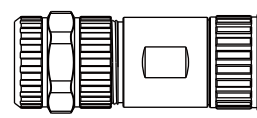

➤ **M23 (Metal) > Receptacle (Field Installable Type) > Male Connector (Housing) > Front Fastened**

		
Backshell: Hexagonal		
Type	Contact Gender	6 Contacts
Crimp Pin	Female	LJ23-06PMFC-SF7001

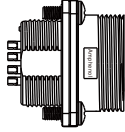


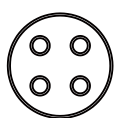
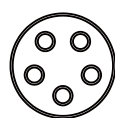
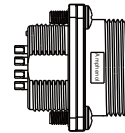




➤ **M23 (Metal) > Field Installable > Female Connector (Housing) > Straight**

			
Type	Contact Type	Contact Gender	6 Contacts
Without Strain Relief	Crimp Pin	Male	LJ23-06DFMC-SL7001

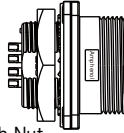



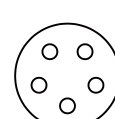
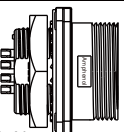
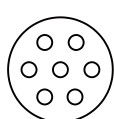
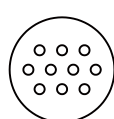
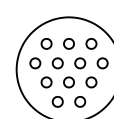
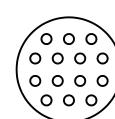
➤ **M23 (Metal) > Field Installable > Female Connector (Housing) > Straight**

			
Type	Contact Type	Contact Gender	6 Contacts
Without Strain Relief	Crimp Pin	Female	LJ23-06DFFC-SL7001 LJ23-06DFFC-SL7002

∟ Heavy Duty Shielded Connector (Metal) > Receptacle > Male Connector (Housing) > Front Fastened

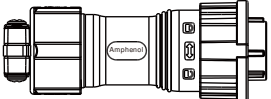
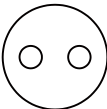
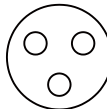
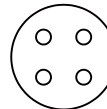
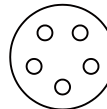
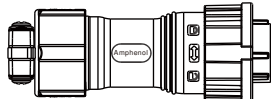
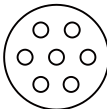
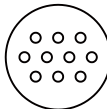
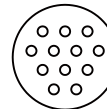
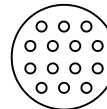
 <p>Backshell: Square Mating style: Screw Thread Mounting Thread: M3*4 pics</p>						
Current Rating	Contact Type	Salt Spray Test	2 Contacts	3 Contacts	4 Contacts	5 Contacts
10A	PCB Pin (180°) / Female	48H	-	-	LB20-04PMFS-SW8001	LB20-05PMFS-SW8001
		500H	-	-	HB20-04PMFS-SW8001	HB20-05PMFS-SW8001
20A	PCB Pin (180°) / Female	48H	LC20-02PMFS-SW8001	LC20-03PMFS-SW8001	-	-
		500H	HC20-02PMFS-SW8001	HC20-03PMFS-SW8001	-	-
 <p>Backshell: Square Mating style: Screw Thread Mounting Thread: M3*4 pics</p>						
Current Rating	Contact Type	Salt Spray Test	7 Contacts	10 Contacts	12 Contacts	14 Contacts
5A	PCB Pin (180°) / Female	48H	-	LD20-10PMFS-SW8001	LD20-12PMFS-SW8001	LD20-14PMFS-SW8001
		500H	-	HD20-10PMFS-SW8001	HD20-12PMFS-SW8001	HD20-14PMFS-SW8001
10A	PCB Pin (180°) / Female	48H	LB20-07PMFS-SW8001	-	-	-
		500H	HB20-07PMFS-SW8001	-	-	-

∟ Heavy Duty Shielded Connector (Metal) > Receptacle > Male Connector (Housing) > Rear Fastened

 <p>Backshell: Square Mating style: Screw Thread With Nut Mounting Thread: M20</p>						
Current Rating	Contact Type	Salt Spray Test	2 Contacts	3 Contacts	4 Contacts	5 Contacts
10A	PCB Pin (180°) / Female	48H	-	-	LB20-04PMFS-SN8001	LB20-05PMFS-SN8001
		500H	-	-	HB20-04PMFS-SN8001	HB20-05PMFS-SN8001
20A	PCB Pin (180°) / Female	48H	LC20-02PMFS-SN8001	LC20-03PMFS-SN8001	-	-
		500H	HC20-02PMFS-SN8001	HC20-03PMFS-SN8001	-	-
 <p>Backshell: Square Mating style: Screw Thread With Nut Mounting Thread: M20</p>						
Current Rating	Contact Type	Salt Spray Test	7 Contacts	10 Contacts	12 Contacts	14 Contacts
5A	PCB Pin (180°) / Female	48H	-	LD20-10PMFS-SN8001	LD20-12PMFS-SN8001	LD20-14PMFS-SN8001
		500H	-	HD20-10PMFS-SN8001	HD20-12PMFS-SN8001	HD20-14PMFS-SN8001
10A	PCB Pin (180°) / Female	48H	LB20-07PMFS-SN8001	-	-	-
		500H	HB20-07PMFS-SN8001	-	-	-

* Design and specification are subject to change without notice.

➤ Heavy Duty Shielded Connector (Metal) > Field Installable > Female Connector (Housing) > Straight

						
Without Strain Relief						
Current Rating	Contact Type	Salt Spray Test	2 Contacts	3 Contacts	4 Contacts	5 Contacts
10A	Solder Type / Male	48H	-	-	LB20-04BFMA-SL8001	LB20-05BFMA-SL8001
		500H	-	-	HB20-04BFMA-SL8001	HB20-05BFMA-SL8001
20A	Solder Type / Male	48H	LC20-02BFMA-SL8001	LC20-03BFMA-SL8001	-	-
		500H	HC20-02BFMA-SL8001	HC20-03BFMA-SL8001	-	-
						
Without Strain Relief						
Current Rating	Contact Type	Salt Spray Test	7 Contacts	10 Contacts	12 Contacts	14 Contacts
5A	Solder Type / Male	48H	-	LD20-10BFMA-SL8001	LD20-12BFMA-SL8001	LD20-14BFMA-SL8001
		500H	-	HD20-10BFMA-SL8001	HD20-12BFMA-SL8001	HD20-14BFMA-SL8001
10A	Solder Type / Male	48H	LB20-07BFMA-SL8001	-	-	-
		500H	HB20-07BFMA-SL8001	-	-	-

Amphenol LTW Technology Co., Ltd. (Headquarter)

9F., No.657-12, Zhongzheng Rd., Xinzhuang Dist., New Taipei City 242, Taiwan
Telephone: +886-2-29085626 Fax: +886-2-29029787
www.amphenolltw.com

Shulin plant, Taiwan

No.10, Shutan St., Shulin Dist., New Taipei City 238, Taiwan

Kunshan plant, China

No. 62 Da Tung Road, Peng Lang Street, Kunshan City , Jiangsu Province, China
Telephone: +86-512-5761-0501
Fax: : +86-512-5761-0515

For further information, please contact :

Sales & Marketing Department | Email : sales@ltw-tech.com



Scan to visit our website