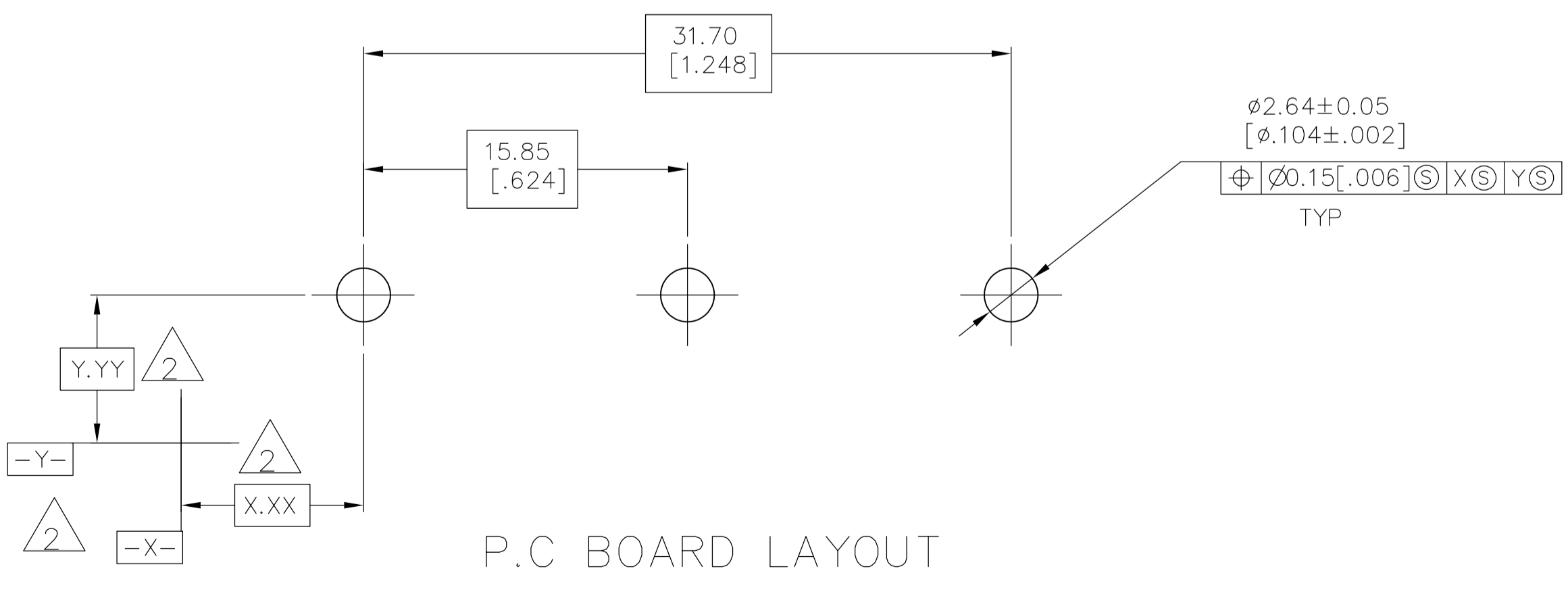
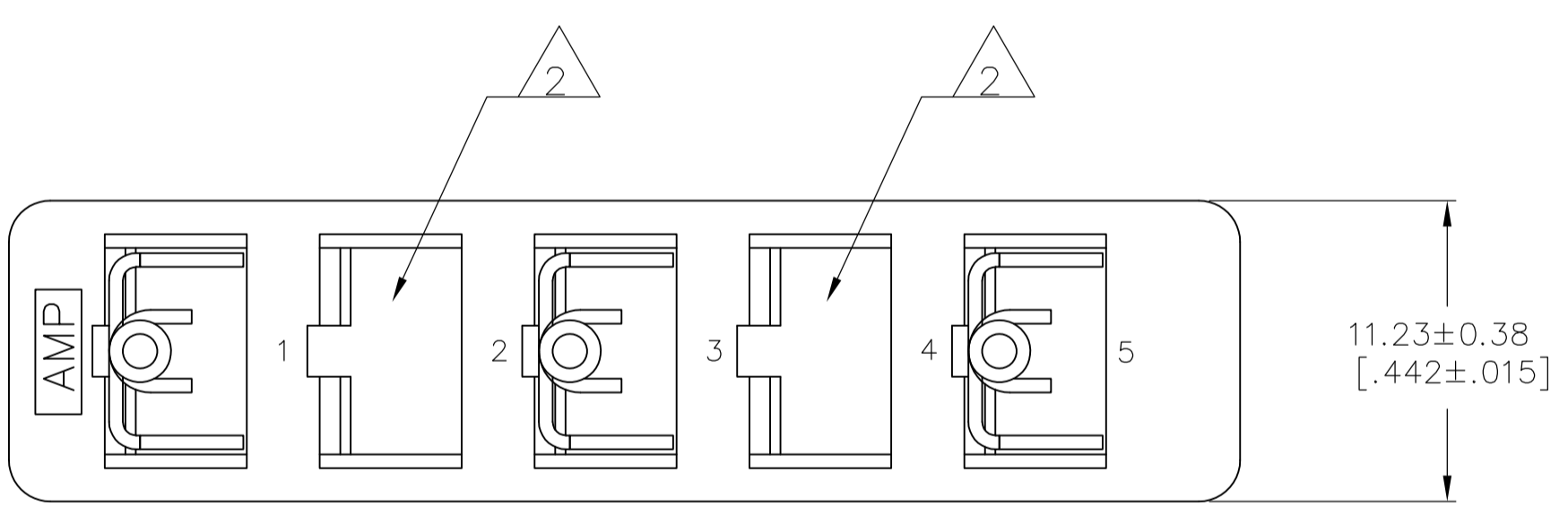
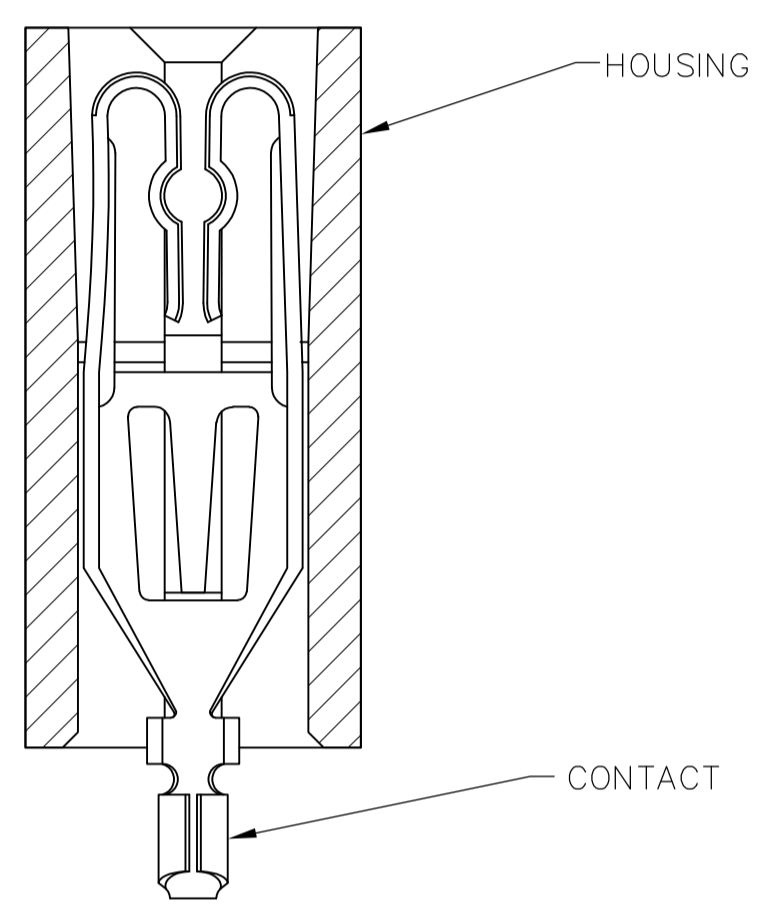
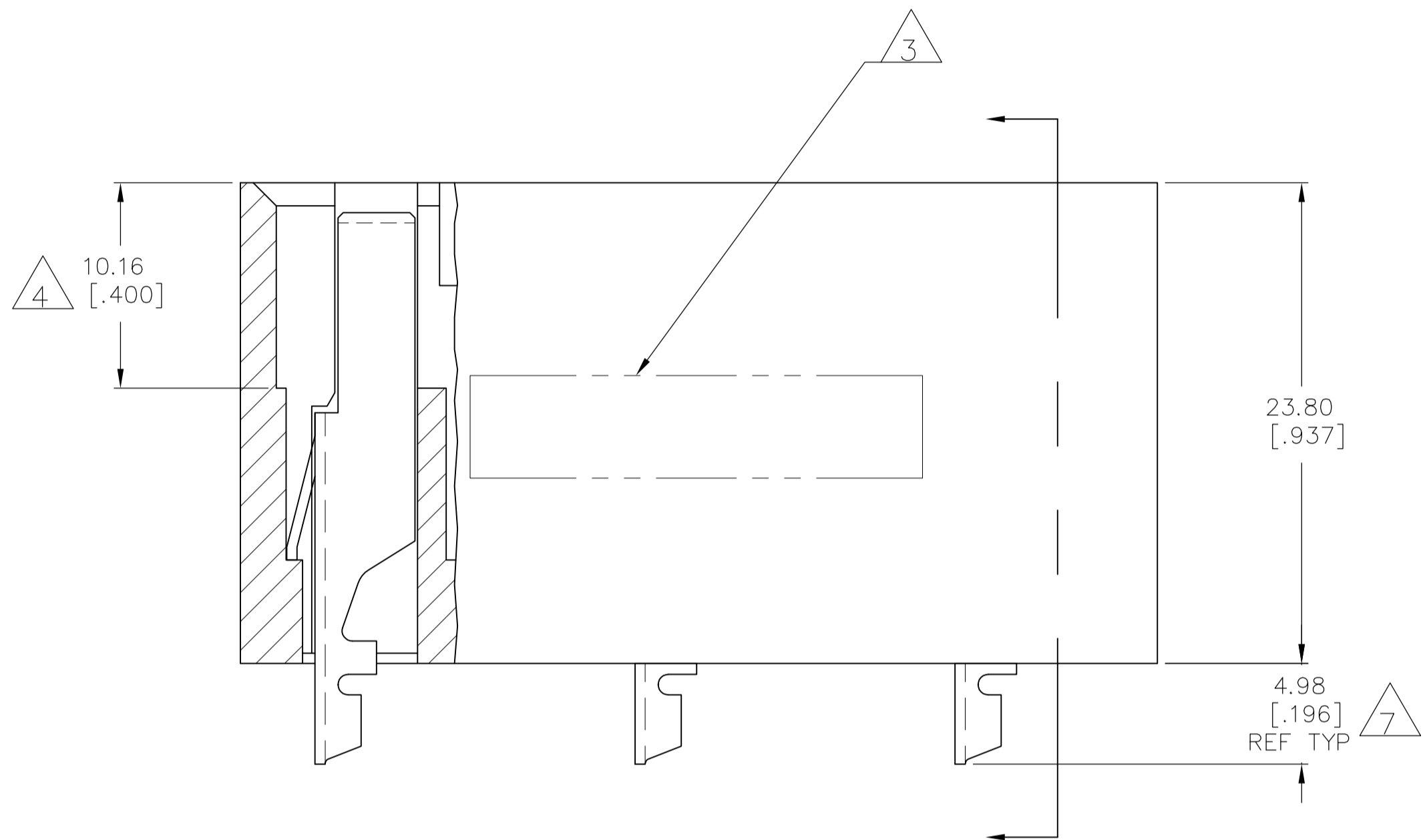
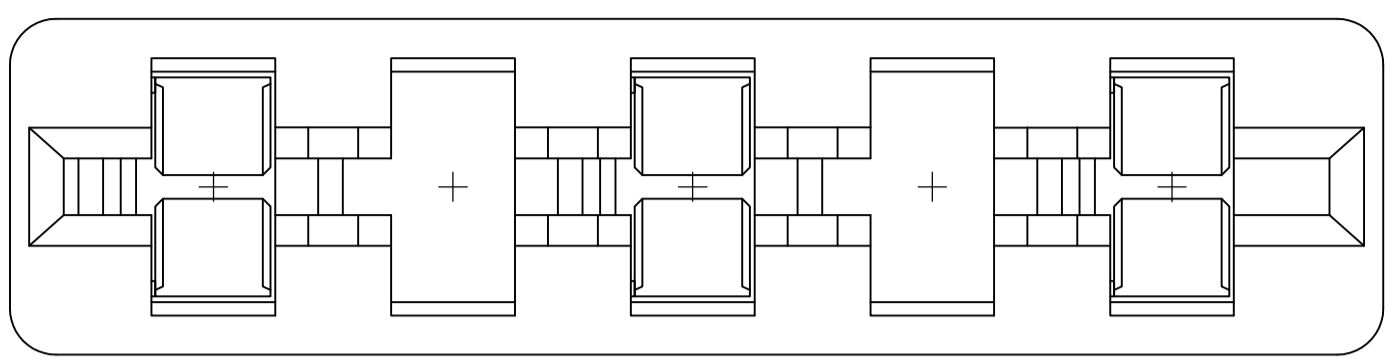


REVISIONS					
P	LTR	DESCRIPTION	DATE	DWN	APVD
C		REVISED PER ECO-16-006308	08AUG2016	NK	MM



- 1 INSERT A 1.57[.062] THICK DUMMY PC BOARD INTO CARD SLOT DURING SOLDERING PROCESS.
- 2 DATUMS AND DIMENSIONS ARE ESTABLISHED BY CUSTOMER.
- 3 PART NUMBER AND DATE CODE(OPTIONAL), LOCATED APPROXIMATELY AS SHOWN.
- 4 .400 DIMENSION REFERENCES CARD SLOT DEPTH.
- 5 HOUSING—GLASS FILLED POLYESTER, WHITE. CONTACTS—ALLOY CDA-194.
- 6 CONTACTS—3.81 μ m[.000150] MIN TIN—LEAD OVER 0.76 μ m[.000030] MIN NICKEL.
- 7 PIN LENGTH RECOMMENDED FOR USE WITH 3.18 \pm 0.51[.125 \pm .020] THICK PRINTED CIRCUIT BOARD.
- 8 CONTACTS—3.81 μ m[.000150] MIN MATTE TIN OVER 0.76 μ m[.000030] MIN NICKEL.

5-145339-1
~~145339-1~~
 PART NO.

THIS DRAWING IS A CONTROLLED DOCUMENT.		DWN: M. MORRIS 25SEPT98	TE Connectivity	
DIMENSIONS: mm [INCHES]		CHK: C. REIFSNYDER 25SEPT98	NAME: CONNECTOR ASSY, 5 POSITION, SELECTIVELY LOADED, HIGH CURRENT	
TOLERANCES UNLESS OTHERWISE SPECIFIED:		APP'D: C. REIFSNYDER 25SEPT98	PRODUCT SPEC: 108-9045	
0 PLC	± -	APPLICATION SPEC: 114-9005		
1 PLC	± -	SIZE: A1		
2 PLC	± 0.13[.005]	CAGE CODE: 00779		
3 PLC	± -	DRAWING NO: 145339		
4 PLC	± -	RESTRICTED TO: -		
ANGLES	+ -	SCALE: 4:1		
MATERIAL: 5	FINISH: 6	SHEET 1 OF 1		
CUSTOMER DRAWING		REV C		