




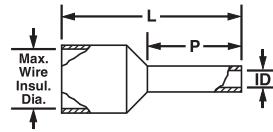
## Insulated Ferrules – Twin Wire DIN End Sleeve

### Type FTD

- Meets DIN standards for twin wire containment
- Polypropylene insulation housing conforms to DIN color requirements
- Funnel entry for faster insertion and lower installed cost



- Designed with a seamless barrel to contain loose wire strands for superior terminations
- Eases insertion of wire into terminal block
- Suitable for limited space panel applications
- Multiple pin lengths available for a variety of terminal blocks



Part Number	Wire Size		Color Code	Max. Wire Insul. Dia.		Figure Dimensions						Wire Strip Length		Recommended Installation Tool	Std. Pkg. Qty.
	AWG	mm <sup>2</sup>		In.	mm	L		P		ID		In.	mm		
FTD75-8-D*	22-20 AWG	0.5	White	0.87	2.2	0.59	15.0	0.31	8.0	0.06	1.5	7/16	11.2	CD-090**, CT-1002, +CT-1003, CT-1090, CT-1160, CT-1170, CT-1123, CT-2523CH***	500
FTD76-8-D	18 AWG	0.75	Gray	0.09	2.4	0.59	15.0	0.31	8.0	0.07	1.8	7/16	11.2		
FTD76-10-D		0.75		0.09	2.4	0.67	17.0	0.39	10.0	0.07	1.8	9/16	14.0		
FTD77-8-D	-	1.0	Red	0.11	2.7	0.59	15.0	0.31	8.0	0.08	2.1	7/16	11.2		
FTD77-10-D		1.0		0.11	2.7	0.67	17.0	0.39	10.0	0.08	2.1	9/16	14.0		
FTD78-8-D	16 AWG	1.5	Black	0.12	3.0	0.63	16.0	0.31	8.0	0.09	2.3	7/16	11.2		
FTD78-12-D		1.5		0.12	3.0	0.79	20.0	0.47	12.0	0.09	2.3	21/32	16.8		
FTD80-10-TL	14 AWG	2.5	Blue	0.15	3.7	0.73	20.0	0.39	10.0	0.11	2.9	9/16	14.0		
FTD80-13-TL		2.5		0.15	3.7	0.85	21.5	0.51	13.0	0.11	2.9	23/32	18.2		
FTD81-12-C	12 AWG	4.0	Gray	0.17	4.3	0.91	23.0	0.47	12.0	0.15	3.8	21/32	16.8		
FTD82-14-C	10 AWG	6.0	Yellow	0.19	4.8	0.98	25.0	0.55	14.0	0.18	4.6	3/4	19.0		
FTD83-14-C	8 AWG	10.0	Red	0.28	7.1	1.02	26.0	0.55	14.0	0.26	6.6	3/4	19.0		
FTD84-16-C	6 AWG	16.0	Blue	0.35	8.9	1.22	31.0	0.63	16.0	0.33	8.4	13/16	21.0	CT-1005	


\*UL listed with 20 AWG only, UL486F scope is 1/0-20AWG. White is DIN color for 20 AWG  
 +Tool/part is not a UL listed combination. For crimping tool information see [www.panduit.com/tools](http://www.panduit.com/tools).  
 \*\*For use with CT-2300/ST or CT-2500CH crimp head  
 \*\*\*Crimp head for use with CT-2500/L tool



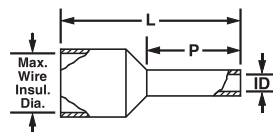
## Insulated Ferrules on Strips – Single Wire

### Type FSD

- Polypropylene insulation housing available in DIN standard colors in strips of 50
- Continuously molded design provides consistent placement of ferrules in tool to ensure fast, reliable terminations



- Available in #20 – 14 AWG featuring a seamless barrel design to contain loose wire strands for superior terminations
- Designed for use with the Semiautomatic Ferrule Crimping Tool CT-1000 for medium volume applications



Part Number	Wire Size		Color Code	Max. Wire Insul. Dia.		Figure Dimensions						Wire Strip Length		Recommended Installation Tool	Std. Pkg. Qty.	
	AWG	mm <sup>2</sup>		In.	mm	L		P		ID		In.	mm			
<b>DIN End Sleeves</b>																
FSD75-8-DSL10	20 AWG	0.50	White	0.10	2.6	0.60	15.2	0.31	8.0	0.04	1.0	13/32	10.0	CT-1000	500	
FSD76-8-DSL8	18 AWG	0.75	Gray	0.11	2.7	0.60	15.2	0.31	8.0	0.06	1.5	13/32	10.0			
FSD77-8-DSL2	-	1.00	Red	0.12	3.0	0.60	15.2	0.31	8.0	0.07	1.8	13/32	10.0			
FSD78-8-DSL0	16 AWG	1.50	Black	0.13	3.2	0.60	15.2	0.31	8.0	0.09	2.3	13/32	10.0			
FSD80-8-DSL6	14 AWG	2.50	Blue	0.16	4.0	0.60	15.2	0.31	8.0	0.09	2.3	13/32	10.0			

For crimping tool information see [www.panduit.com/tools](http://www.panduit.com/tools).