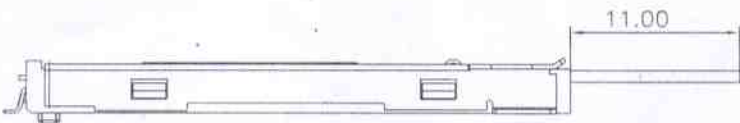
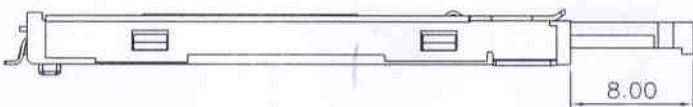
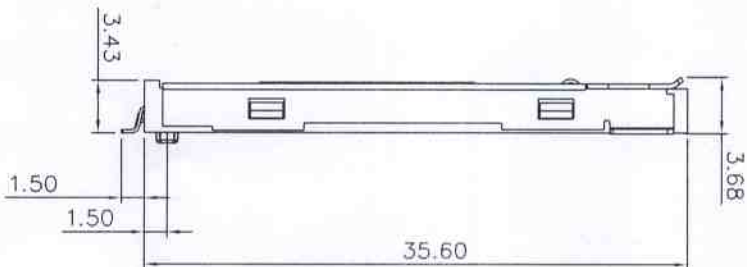
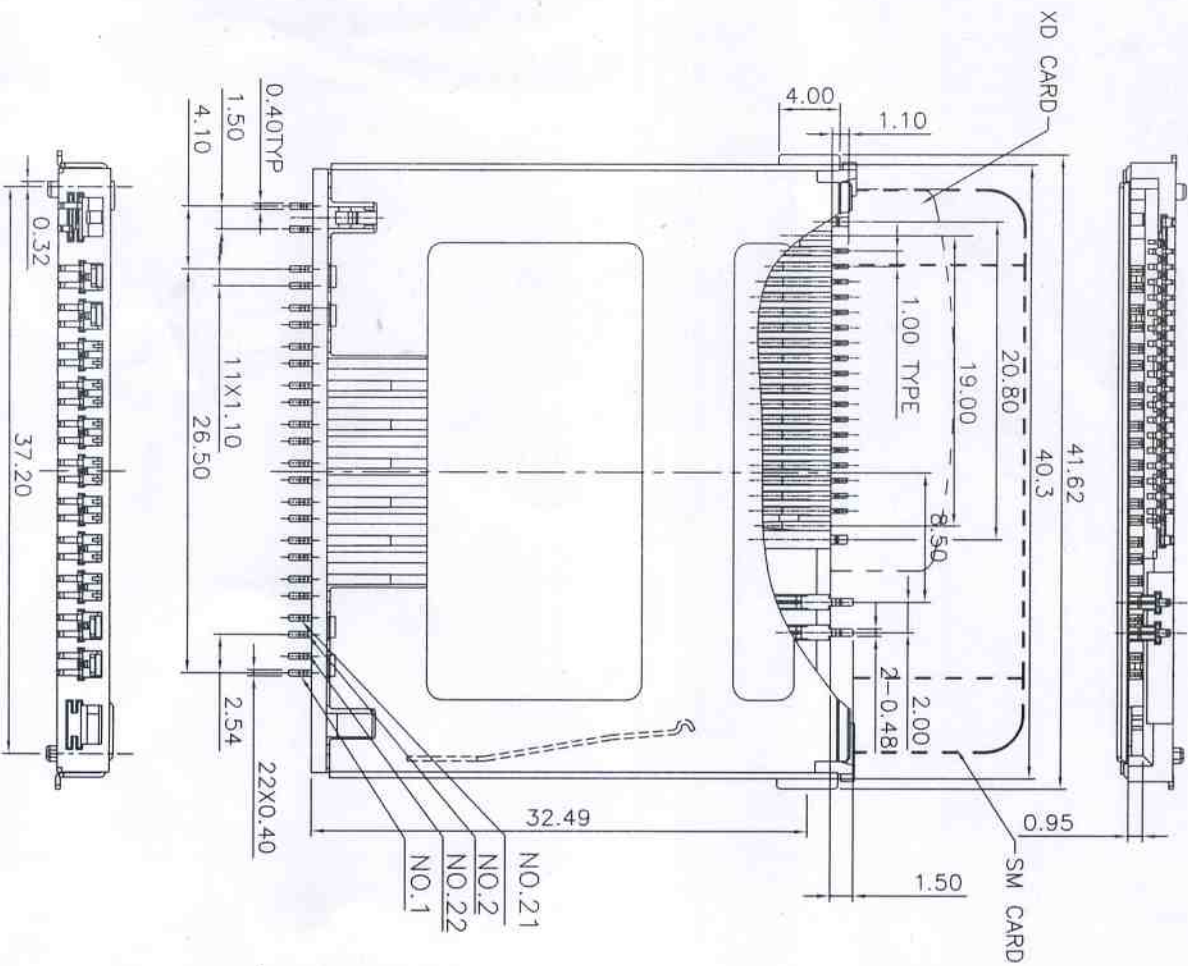


NOTE:
The switch contacts are constructed to close when the card is inserted.



INSERTED XD CARD

INSERTED SM CARD

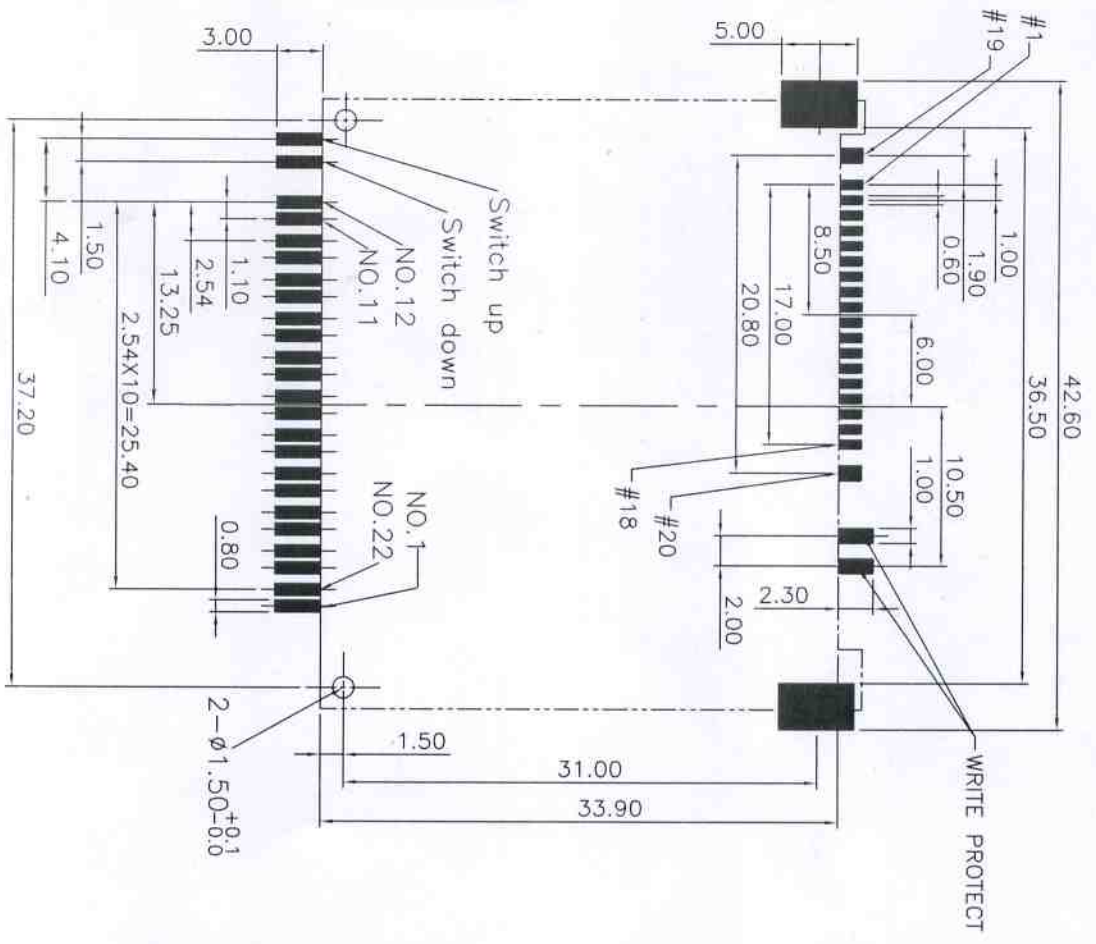
THE PART NUMBER:
101-00002-**

- 29: 100VAC/50/60Hz, 150W
- 30: 100VAC/50/60Hz, 150W
- 31: 100VAC/50/60Hz, 150W
- 32: 100VAC/50/60Hz, 150W
- 33: 100VAC/50/60Hz, 150W
- 34: 100VAC/50/60Hz, 150W
- 64: 100VAC/50/60Hz, 150W
- 65: 100VAC/50/60Hz, 150W
- 66: 100VAC/50/60Hz, 150W
- 67: 100VAC/50/60Hz, 150W
- 68: 100VAC/50/60Hz, 150W
- 69: 100VAC/50/60Hz, 150W

GENERAL TOLERANCE		FILE NO.3	PART. NO.		DRAWN	DREAM	MATERIAL	DATE	SCALE	NO SCALE
K:±0.50	K:±1.5'	REV.	101-00002		101-00002-**			5/22/2006	UNIT	
M:±0.38	M:±1.2'	SIZE	E		SM+XD CONN.-1	杨金功				
N:±0.25	N:±1'	A4	SHEET		1 DF 3	李中				
			TITLE		SM+XD CONN.-1	杨金功				
			CHECKED		APPROVED					
			DRAWN							
			SHEET		1 DF 3					
			SM		Shouh Min Industry (ShenZhen)CO.,LTD					

REV	CON. NO.	MODIFY CONTENT	DATE
D	ES 00512/004	杨金功	5/22/2006
E	ES 00605/053	杨金功	5/22/2006

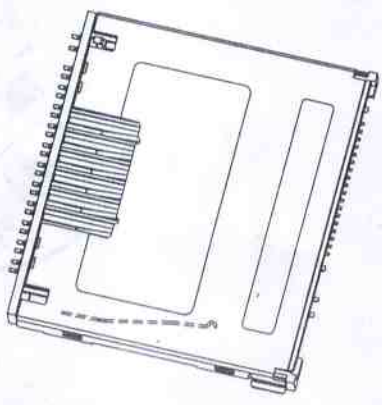
REV	ECN NO.	MODIFY CONTENT	DATE
D	ES.00512.00A	新增料號	10/09/05
E	ES.00605.05J	新增料號	5/22/2006



RECOMMENDED PCB LAYOUT
(General tolerance±0.05)

NOTE:

- 1.0 MATERIALS & PLATINGS TABLE
- 2.0 MECHANICAL CHARACTERISTICS
 - 2.1 Insertion Force: 9.8 N (MAX)
 - 2.2 Extraction Force: 1.47 N (MIN)
 - 2.3 Mating cycle: 10000 cycles
- 3.0 ELECTRICAL CHARACTERISTICS
 - 3.1 Current rating : 0.5 A
 - 3.2 Operating voltage : 3.3V
 - 3.3 Contact resistance: 40m ohms max.
 - 3.4 Insulation resistance: 1000M ohms min. at 500 VDC
 - 3.5 Dielectric withstanding voltage:250 VAC/1minute
 - 3.6 Operating Temperature: -0°C~+55°C
 - 3.7 Storage Temperature: -20°C~+65°C
 - 3.8 Operation/Storage humidity: 95% or less



GENERAL	TOLERANCE	FILE NO.	PART. NO.	DRAWN	MATERIAL	SCALE	NO SCALE
X.±0.50	X.±1.5*	101-00002	101-00002-***	DREAM	DATE	UNIT	
X.±0.38	X.±1.2*	REV. E	SM+XD CONN.-1	CHECKED	5/22/2006		
XX±0.25	XX±1*	SIZE A4	2 DF 3	APPROVED			
						Shouh Min Industry (ShenZhen)CO.,LTD	

SMART MEDIA CARD

PIN#	PIN NAME	I/O	PIN FUNCTION	NOTE
1	GND		GROUND	
2	CLE	1	COMMAND LATCH ENABLE	
3	ALE	1	ADDRESS LATCH ENABLE	
4	-WE	1	WRITE ENABLE	
5	-WP	1	WRITE PROTECT	FLASH MEMORY ONLY
6	D0	I/O	DATA 0	
7	D1	I/O	DATA 1	
8	D2	I/O	DATA 2	
9	D3	I/O	DATA3	
10	GND		GROUND	
11	-CD	0	CARD DETECT	
12	VCC		VCC	
13	D4	I/O	DATA 4	
14	D5	I/O	DATA 5	
15	D6	I/O	DATA 6	
16	D7	I/O	DATA 7	
17	LVD	0	LOW VOLTAGE DETECT	
18	GND	1	GROUND	
19	R/-B	0(00)	READY/BUSY	
20	-RE	1	READ ENABLE	
21	-CE	1	CARD ENABLE	
22	VCC		VCC	

XD DEFINITION

PIN NO.	FUNCTION
Y19	GND/(CARD DETECT)
2	READY/BUSY
3	READ ENABLE
4	CARD ENABLE
5	COMMAND LATCH ENABLE
6	ADDRESS LATCH ENABLE
7	WRITE ENABLE
8	WRITE PROTECT
9	GND
10	DATA0
11	DATA1
12	DATA2
13	DATA3
14	DATA4
15	DATA5
16	DATA6
17	DATA7
18/20	VCC

REV	ECN NO.	MODIFY CONTENT	DATE
D	ES.00512.004	物料变更	12/1/2005
E	ES.00605.053	物料变更	5/22/2006

GENERAL TOLERANCE		FILE NO.	PART. NO.		DRAWN	MATERIAL	
x±0.50	x.±.5°	101-00002	101-00002-**	DREAM		DATE	SCALE
x±0.38	.x.±.2°	REV.	TITLE	CHECKED		5/22/2006	UNIT
xx±0.25	.xx±.1°	SIZE	SM+XD CONN.-1	APPROVED			RD SCALE
		A4	3 DF 3				mm

SM Shouh Min Industry (ShenZhen)CO.,LTD

