

Printed-circuit board connector - PC 4 HV/ 9-STF-7,62 - 1880148

Please be informed that the data shown in this PDF Document is generated from our Online Catalog. Please find the complete data in the user's documentation. Our General Terms of Use for Downloads are valid (<http://phoenixcontact.com/download>)

Plug component, Nominal current: 20 A, Rated voltage (III/2): 1000 V, Number of positions: 9, Pitch: 7.62 mm, Connection method: Screw connection, Color: green, Contact surface: Tin



The figure shows a 5-pos. version of the product



Key commercial data

| | |
|--------------------------------------|-----------|
| Packing unit | 1 pc |
| Weight per Piece (excluding packing) | 44.34 GRM |
| Custom tariff number | 85366990 |
| Country of origin | Germany |

Technical data

Dimensions

| | |
|-------------|----------|
| Height | 19.7 mm |
| Pitch | 7.62 mm |
| Dimension a | 60.96 mm |

General

| | |
|----------------------------------|-----------------|
| Range of articles | PC 4 HV/...-STF |
| Insulating material group | I |
| Rated surge voltage (III/3) | 8 kV |
| Rated surge voltage (III/2) | 8 kV |
| Rated surge voltage (II/2) | 6 kV |
| Rated voltage (III/3) | 800 V |
| Rated voltage (III/2) | 1000 V |
| Rated voltage (II/2) | 1000 V |
| Connection in acc. with standard | EN-VDE |
| Nominal current I_N | 20 A |

Printed-circuit board connector - PC 4 HV/ 9-STF-7,62 - 1880148

Technical data

General

| | |
|---|-------------------|
| Nominal cross section | 4 mm ² |
| Maximum load current | 20 A |
| Insulating material | PA |
| Inflammability class according to UL 94 | V0 |
| Internal cylindrical gage | A4 |
| Stripping length | 10 mm |
| Number of positions | 9 |
| Screw thread | M3 |
| Tightening torque, min | 0.5 Nm |
| Tightening torque max | 0.6 Nm |

Connection data

| | |
|---|----------------------|
| Conductor cross section solid min. | 0.2 mm ² |
| Conductor cross section solid max. | 4 mm ² |
| Conductor cross section stranded min. | 0.2 mm ² |
| Conductor cross section stranded max. | 4 mm ² |
| Conductor cross section stranded, with ferrule without plastic sleeve min. | 0.25 mm ² |
| Conductor cross section stranded, with ferrule without plastic sleeve max. | 4 mm ² |
| Conductor cross section stranded, with ferrule with plastic sleeve min. | 0.25 mm ² |
| Conductor cross section stranded, with ferrule with plastic sleeve max. | 4 mm ² |
| Conductor cross section AWG/kcmil min. | 24 |
| Conductor cross section AWG/kcmil max | 10 |
| 2 conductors with same cross section, solid min. | 0.2 mm ² |
| 2 conductors with same cross section, solid max. | 2.5 mm ² |
| 2 conductors with same cross section, stranded min. | 0.2 mm ² |
| 2 conductors with same cross section, stranded max. | 1.5 mm ² |
| 2 conductors with same cross section, stranded, ferrules without plastic sleeve, min. | 0.25 mm ² |
| 2 conductors with same cross section, stranded, ferrules without plastic sleeve, max. | 1.5 mm ² |
| 2 conductors with same cross section, stranded, TWIN ferrules with plastic sleeve, min. | 0.5 mm ² |
| 2 conductors with same cross section, stranded, TWIN ferrules with plastic sleeve, max. | 2.5 mm ² |
| Minimum AWG according to UL/CUL | 30 |
| Maximum AWG according to UL/CUL | 10 |

Printed-circuit board connector - PC 4 HV/ 9-STF-7,62 - 1880148

Classifications

eCl@ss

| | |
|------------|----------|
| eCl@ss 4.0 | 272607xx |
| eCl@ss 4.1 | 27260701 |
| eCl@ss 5.0 | 27260701 |
| eCl@ss 5.1 | 27260701 |
| eCl@ss 6.0 | 27260704 |

ETIM

| | |
|----------|----------|
| ETIM 3.0 | EC001121 |
| ETIM 4.0 | EC002638 |
| ETIM 5.0 | EC002638 |

UNSPSC

| | |
|---------------|----------|
| UNSPSC 6.01 | 30211810 |
| UNSPSC 7.0901 | 39121409 |
| UNSPSC 11 | 39121409 |
| UNSPSC 12.01 | 39121409 |
| UNSPSC 13.2 | 39121409 |

Approvals

Approvals


Approvals

CSA / UL Recognized / cUL Recognized / GOST / GOST / cULus Recognized

Ex Approvals

Approvals submitted


Approval details

| | | |
|---|-------|-------|
|  | | |
| | B | C |
| mm ² /AWG/kcmil | 28-10 | 28-10 |


Printed-circuit board connector - PC 4 HV/ 9-STF-7,62 - 1880148

Approvals

| | B | C |
|--------------------------------|-------|-------|
| Nominal current I _N | 20 A | 20 A |
| Nominal voltage U _N | 600 V | 600 V |

UL Recognized 


| | B | C |
|--------------------------------|-------|-------|
| mm ² /AWG/kcmil | 30-10 | 30-10 |
| Nominal current I _N | 20 A | 20 A |
| Nominal voltage U _N | 600 V | 600 V |

cUL Recognized 

| | B | C |
|--------------------------------|-------|-------|
| mm ² /AWG/kcmil | 30-10 | 30-10 |
| Nominal current I _N | 20 A | 20 A |
| Nominal voltage U _N | 600 V | 600 V |

GOST 

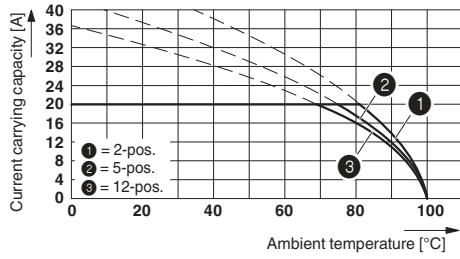
GOST 

cULus Recognized 

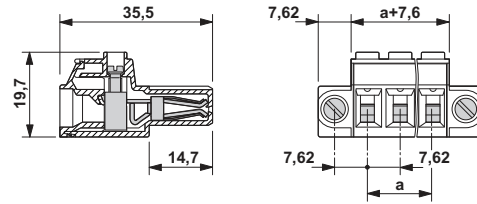
Drawings

Printed-circuit board connector - PC 4 HV/ 9-STF-7,62 - 1880148

Diagram



Dimensioned drawing



Derating curve for: PC 4 HV/...-ST-7,62 with PC 4/...-G-7,62