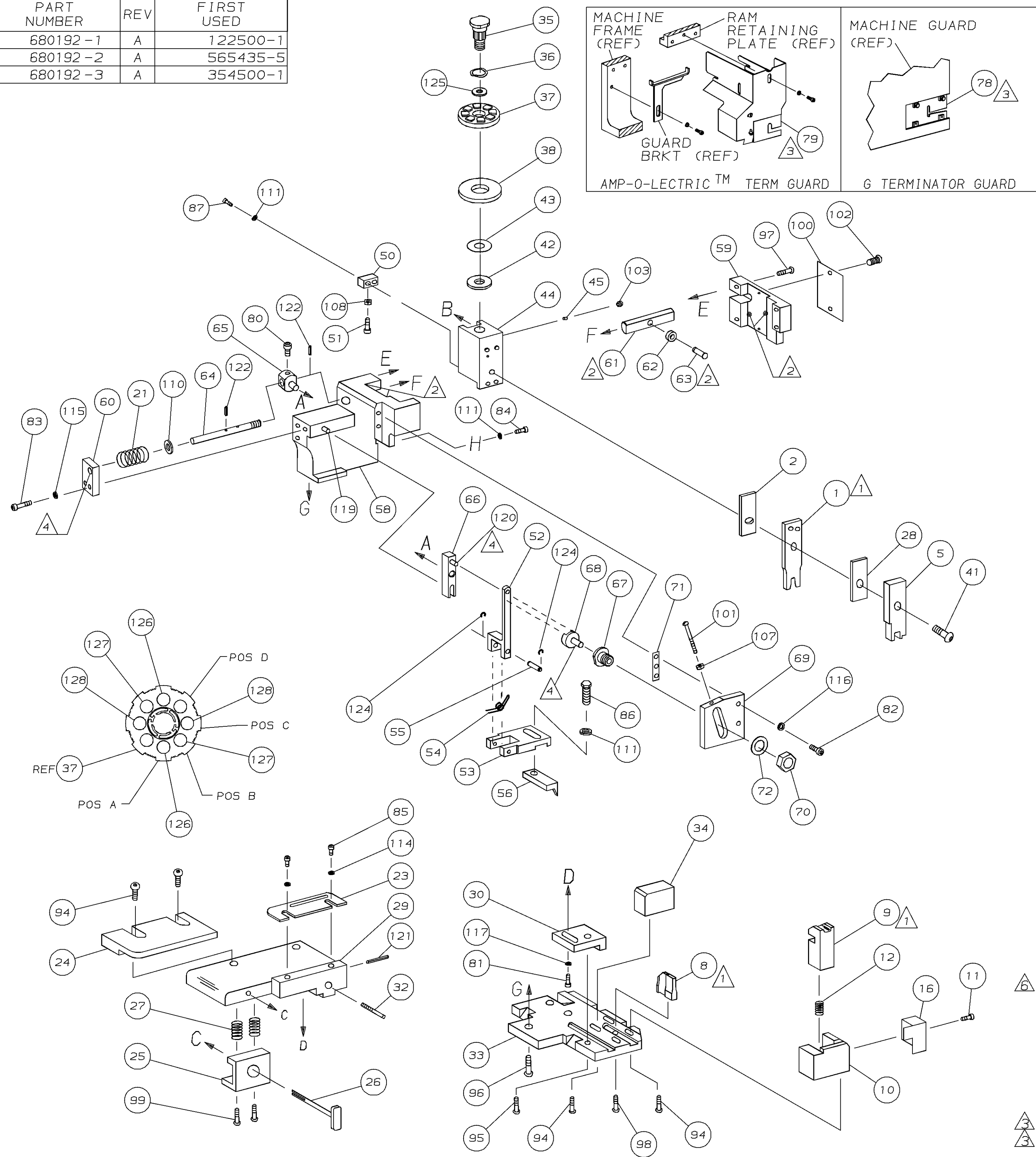
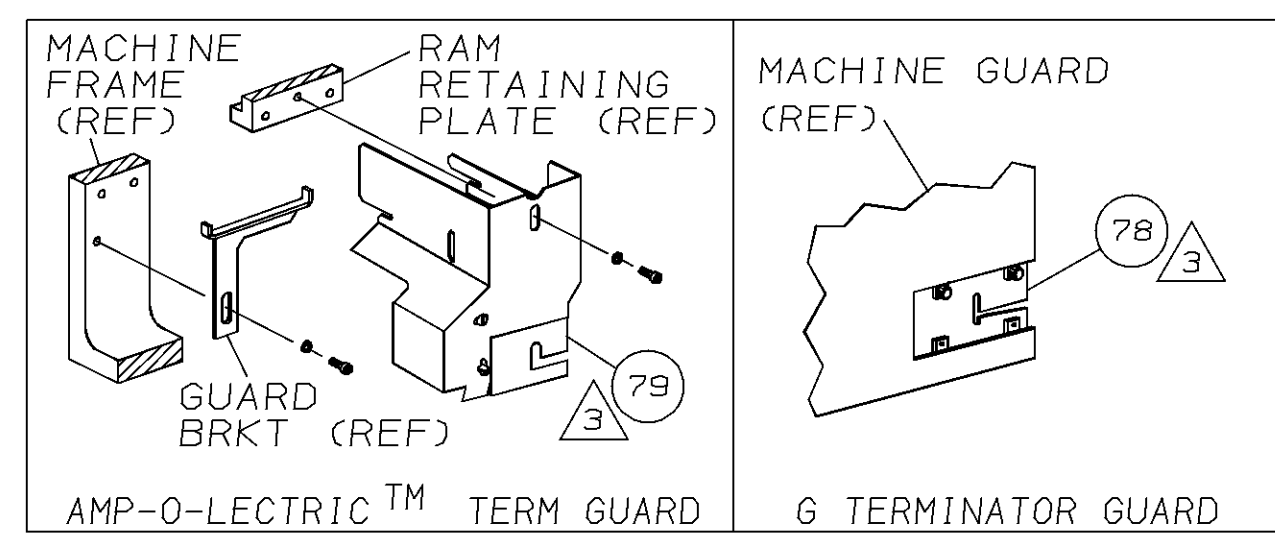


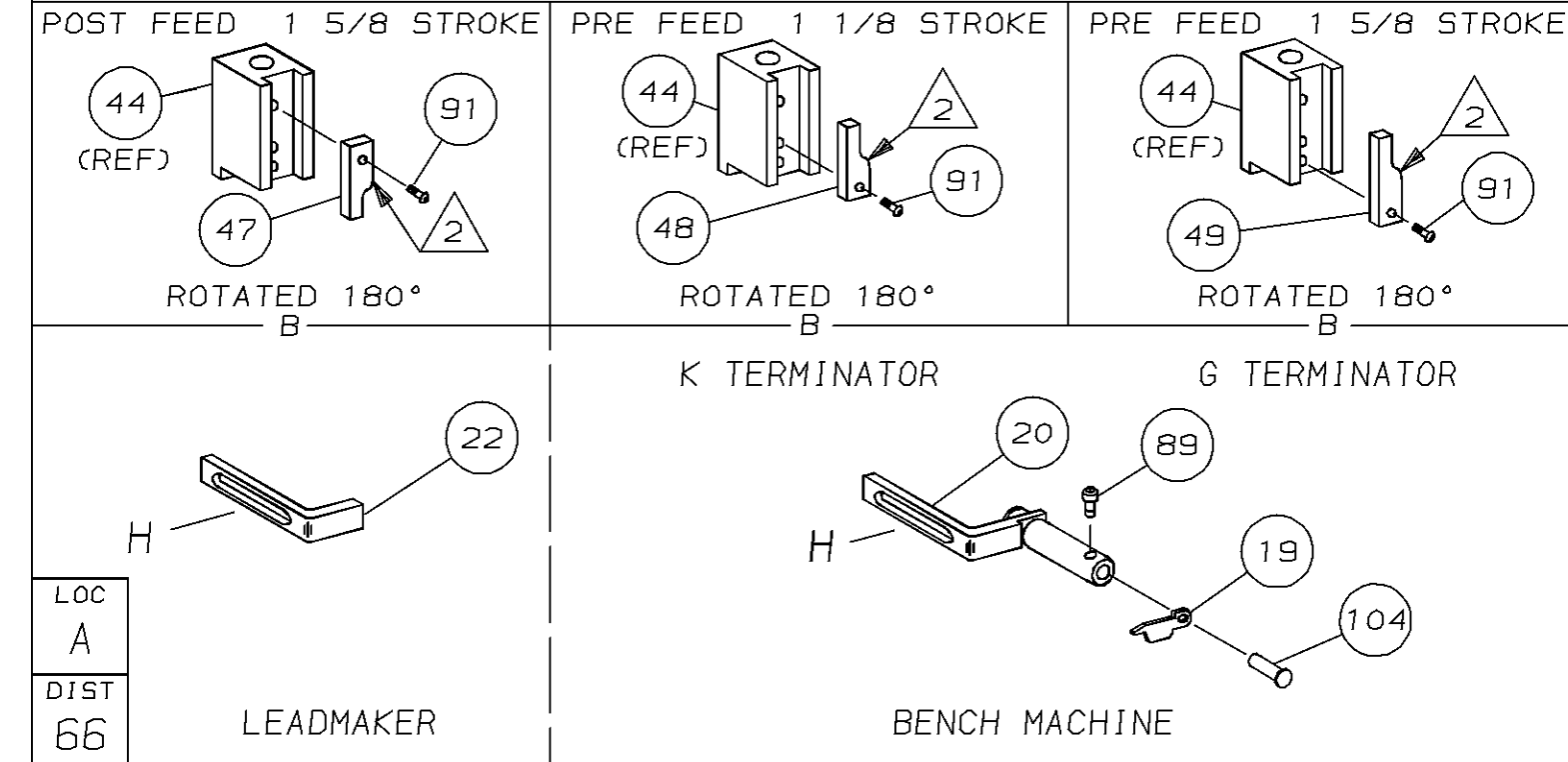
PART NUMBER	REV	FIRST USED
680192-1	A	122500-1
680192-2	A	565435-5
680192-3	A	354500-1



WIRE STRIP LENGTH		TERM APPL	SPEC	FEED	APPL INSTRUCTION	SET UP GAGE	LAYOUT
-		-	-	.350	408-8040	458637-1	L1669

TERMINAL NAME: AMP-IN							
794101							
CRIMPING DATA							
PAD LTR	CRIMP HEIGHT		WIRE SIZE				
A	.038 ±.002 [0.97 ±0.05mm]		18				
B	.035 ±.002 [0.89 ±0.05mm]		20				
C	.032 ±.002 [0.81 ±0.05mm]		22				
D	NOT		USED				
CRIMP	SIZE	TYPE	RANGE				
WIRE	.070 [1.78mm]	F	22-18				
INSUL	-	-	-				

LEADMAKER				MECH POST FEED				
BENCH MODEL K				MECH PRE FEED				
BENCH MODEL G				MECH PRE FEED				
REF	REF	REF	-	B	22594-8	NUT, HEX (1/2-20)		70
REF	REF	REF	-	B	240628-1	PLATE, ADJUSTMENT		69
REF	REF	REF	-	B	240626-1	SHAFT, PIVOT		68
REF	REF	REF	-	B	240633-1	BUSHING		67
REF	REF	REF	-	A	455680-1	LEVER, INTERMEDIATE		66
REF	REF	REF	-	B	240629-1	BLOCK, PIVOT		65
REF	REF	REF	-	A	240632-2	SCREW, ADJ FEED ROD		64
REF	REF	REF	-	B	240659-3	PIN, CAM ROLLER		63
REF	REF	REF	-	B	240658-1	ROLLER, CAM		62
REF	REF	REF	-	B	454398-2	ROD, FEED		61
REF	REF	REF	-	A	454178-1	GUIDE, FEED ROD		60
REF	REF	REF	-	C	454220-1	CAP, RAM		59
REF	REF	REF	-	D	454485-1	HOUSING		58
REF	REF	REF	-					57
1	1	1	-	B	690542-2	PAWL, FEED		56
REF	REF	REF	-	B	240624-1	PIN, FEED FINGER		55
REF	REF	REF	-	B	691499-1	SPRING, FEED FINGER		54
REF	REF	REF	-	B	690541-1	HOLDER, FEED FINGER		53
REF	REF	REF	-	A	455679-1	LEVER, TERMINAL FEED ARM		52
1	1	1	-	A	811242-2	BUMPER, HOLDDOWN		51
1	1	1	-	A	690753-1	SPACER, TONKER		50
1	-	-	-	B	690602-6	CAM, PRE-FEED 1 5/8 ST		49
-	1	-	-	B	690602-5	CAM, PRE-FEED 1 1/8 ST		48
-	-	1	-	B	690501-4	CAM, POST-FEED 1 5/8 ST		47
1	1	1	-	B	459456-1	APPLICATOR, BASIC (SUBASSY)		46
1	1	1	-	A	690191-1	PLUG, NYLON		45
1	1	1	-	C	455673-6	RAM		44
1	1	1	-	A	690125-1	WASHER, LAMINATED		43
1	1	1	-	A	690124-1	WASHER, RAM		42
1	1	1	-	A	7-21002-9	BOLT, CRIMPER (5/16x1.00)		41
REF	REF	REF	-					40
REF	REF	REF	-					39
1	1	1	-	A	690223-2	SPACER, INSULATION DISC		38
1	1	1	-	D	354777-1	WIRE DISC, PLASTIC		37
1	1	1	-	A	22480-5	WASHER, SPRING		36
1	1	1	-	B	690212-1	POST, RAM		35
1	1	1	-	B	690786-1	SUPPORT, TERMINAL		34
REF	REF	REF	-	D	455675-1	PLATE, BASE		33
1	1	1	-	A	690432-3	SCREW, ADJUSTMENT		32
REF	REF	REF	-	B	455689-1	BLOCK, STRIP GUIDE ADJ		30
1	1	1	-	C	455671-1	PLATE, STRIP GUIDE		29
1	1	1	-	C	2-455888-0	SPACER, FRONT SHEAR DEP		28
2	2	2	-	A	1-22284-0	SPRING, DRAG		27
1	1	1	-	B	690546-1	LEVER, DRAG RELEASE		26
1	1	1	-	B	240792-1	DRAG, TERMINAL		25
1	1	1	-	D	5-690504-9	GUIDE, STRIP (REAR)		24
1	1	1	-	A	690438-1	GUIDE, STRIP (FRONT)		23
-	-	1	-	B	690472-8	STRIPPER		22
REF	REF	REF	-	A	4-22284-9	SPRING, FEED RETURN		21
1	1	-	-	A	679218-1	STRIPPER WIRE STOP ASSY		20
1	1	-	-	B	458949-1	STRIPPER		19
REF	REF	REF	-					18
REF	REF	REF	-					17
1	1	1	-	B	691667-1	GUARD, CHIP (FRONT)		16
REF	REF	REF	-					15
REF	REF	REF	-					14
REF	REF	REF	-					13
1	1	1	-	A	5-22280-0	SPRING, SHEAR		12
1	1	1	-	B	690461-1	STOP, SHEAR		11
1	1	1	-	C	690459-1	HOLDER, SHEAR (FRONT)		10
1	1	1	-	C	454276-1	SHEAR, FLOAT (FRONT)		9
1	1	1	-	C	1-683403-5	ANVIL		8
REF	REF	REF	-					7
REF	REF	REF	-					6
1	1	1	-	C	455889-9	DEPRESSOR, SHEAR (FRONT)		5
REF	REF	REF	-					4
REF	REF	REF	-					3
1	1	1	-	C	4-455888-8	SPACER, CRIMPER		2
1	1	1	-	C	2-456404-1	CRIMPER, WIRE		1



- 1 RECOMMENDED SPARE PARTS.
- 2 GREASE LIGHTLY.
- 3 GUARD MUST BE IN PLACE WHEN OPERATING APPLICATOR IN A BENCH MACHINE.
- 4 LUBRICATE DAILY USING NO. 20 MACHINE OIL.
- 5. ITEMS WITH QTY OF REF SPECIFIED (EXCEPT ITEMS 78 AND 79) ARE USED ON ITEM 46.
- 6 CUT TO LENGTH AT ASSY

QTY REQD PER ASSY	REF	REF	REF	U/M	DWG SIZE	PART NO	DESCRIPTION	ITEM NO
	REF	REF	REF	-		458109-1	WASHER, SPECIAL	72
	REF	REF	REF	-		690517-1	SPACER	71

QTY REQD PER ASSY				PARTS LIST			
REF	REF	REF	-	A	458109-1	WASHER, SPECIAL	72
REF	REF	REF	-	A	690517-1	SPACER	71

DIMENSIONS IN INCHES. DO NOT SCALE PRINT. TOLERANCES UNLESS OTHERWISE SPECIFIED.			MATL		HT TR	FIN
DR	8/24/95	APP	8-29-95			
M. O'BRINE			T. BEDDICK			
CHK	8-29-95	REL	1/5/96			
C. ERISMAN			B. MORGAN			
NAME SIDE FEED HDM APPLICATOR MACHINE REF MINI APPL						
SCALE			DWG NO		REV	
			680192		1 OF 1 A	

THIS DRAWING IS A CONTROLLED DOCUMENT FOR AMP INCORPORATED. IT IS SUBJECT TO CHANGE AND THE CONTROLLING ENGINEERING ORGANIZATION SHOULD BE CONTACTED FOR THE LATEST REVISION.

THIS INFORMATION IS CONFIDENTIAL AND IS DISCLOSED TO YOU ON CONDITION THAT NO FURTHER DISCLOSURE IS MADE BY YOU TO OTHER THAN AMP PERSONNEL WITHOUT WRITTEN AUTHORIZATION FROM AMP INCORPORATED, HARRISBURG, PA.

261080