

PRODUCT NUMBER

10079528-YXXXLF

LEAD FREE, RoHS COMPATIBLE, NOTE 8.
PACKAGING SEE NOTE 5

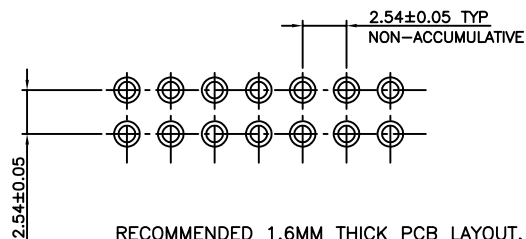
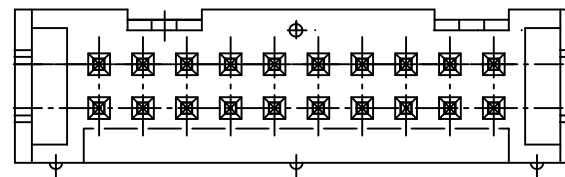
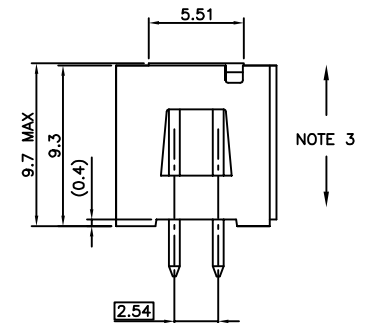
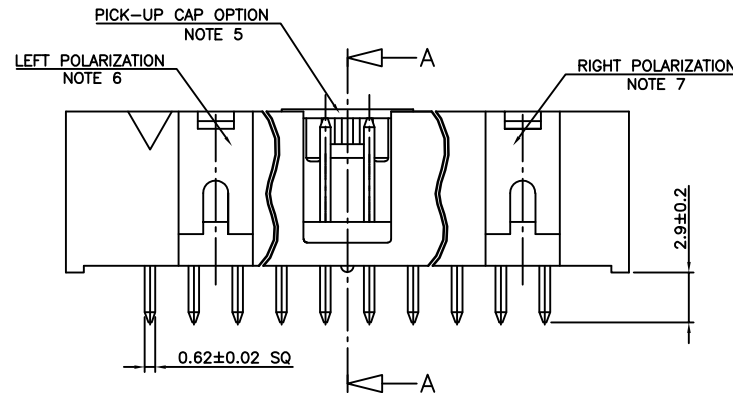
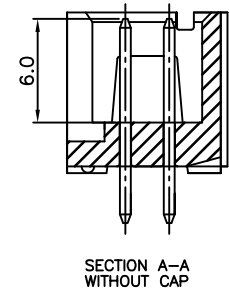
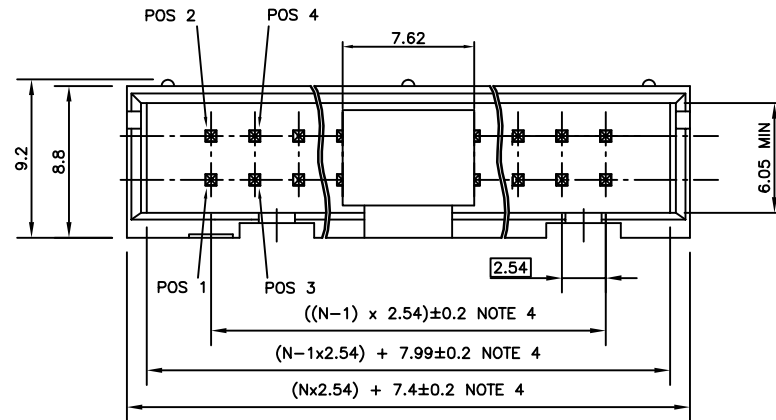
PLATING

- 1 - 0.76µm GOLD/GXT (PdNi WITH GOLD FLASH) ON CONTACT AREA
2µm MIN MATTE TIN ON TAILS.
1.27µm NICKEL MIN UNDERPLATING
- 3 - 0.38µm GOLD/GXT (PdNi WITH GOLD FLASH) ON CONTACT AREA
2µm MIN MATTE TIN ON TAILS.
1.27µm NICKEL MIN UNDERPLATING

STYLE	SIZE	OMIT PINS
06	2x03	
08	2x04	
10	2x05	
11	2x05	7
14	2x07	
16	2x08	
20	2x10	
26	2x13	
30	2x15	
34	2x17	
40	2x20	
41	2x20	20

NOTES:

- 1 - HOUSING MATERIAL: HIGH TEMPERATURE THERMOPLASTIC, UL94 V-0 COLOR BLACK.
- 2 - CONTACT MATERIAL: COPPER ALLOY
- 3 - MINIMUM PUSH OUT FORCE OF PIN IN EITHER DIRECTION : 20N BEFORE SOLDERING.
- 4 - TO DETERMINE DIMENSIONS :
N = NUMBER OF POSITIONS PER ROW
EXAMPLE : 8 POS N x 2.54 = 20.32mm
- 5 - PACKAGING.
A = TAPE & REEL WITH PICK-UP CAP.
SEE TA-893 FOR PRODUCT AVAILABILITY.
= TUBE WITHOUT PICK-UP CAP
- 6 - NO LEFT POLARIZATION ON STYLE 06, 08, 10, 14.
- 7 - NO RIGHT POLARIZATION ON STYLE 06, 08.
- 8. RoHS COMPLIANT & COMPATIBLE PRODUCT SPECIFICATIONS
 - a - PLATING:
 - "LF" MEANS THE PRODUCT IS LEAD-FREE AND RoHS COMPLIANT
2µm MINIMUM MATTE TIN ON TAILS OVER 1.27µm MINIMUM NICKEL UNDERPLATE.
 - b - THIS PRODUCT MEETS EUROPEAN UNION DIRECTIVES AND OTHER COUNTRY REGULATIONS AS PER GS-47-0004
 - c - MANUFACTURING PROCESS COMPATIBILITY
 - THE HOUSING WILL WITHSTAND EXPOSURE TO 260° PEAK TEMPERATURE FOR 10-30 SECONDS IN A CONVECTION INFRA-RED OR VAPOR PHASE REFLOW OVEN.
PHASE REFLOW OVEN.



RECOMMENDED 1.6MM THICK PCB LAYOUT,
STENCIL DESIGN RECOMMENDATIONS AS PER TA-894

mat'l. code		surface		tolerance		projection		product family	
NOTES 1, 2		ISO 1302		ISO 406 ISO 1101		mm		QKIE HDR	
ltr	ecn no	dr	date	tolerances unless otherwise specified		mm		title	
A	F07-0257	LMU	07.09.18	angles	linear	.x ± 0.3		QKIE HEADER	
B	F08-0146	YOY	08.04.11			xx ± 0.15		LOW PROFILE PIN IN PASTE 2.9	
C	B-19070	LMU	14.10.15			xxx ± 0.05		scale 1:1	
D	B-19564	BVE	14.11.27	dr	LMU	07.08.21		dwg no	
E	F-32955	LMU	19.03.18	engr	JCO	07.08.21		sheet 1 of 1 size	
				chr				10079528	
				appd	J COMPAGNON	07.08.21		A3	
sheet	revision							type	
index	sheet							CUSTOMER Drawing	