

MINIATURE CERAMIC SMD CRYSTAL (3.2 x 2.5 x 0.7mm)

FEATURES:

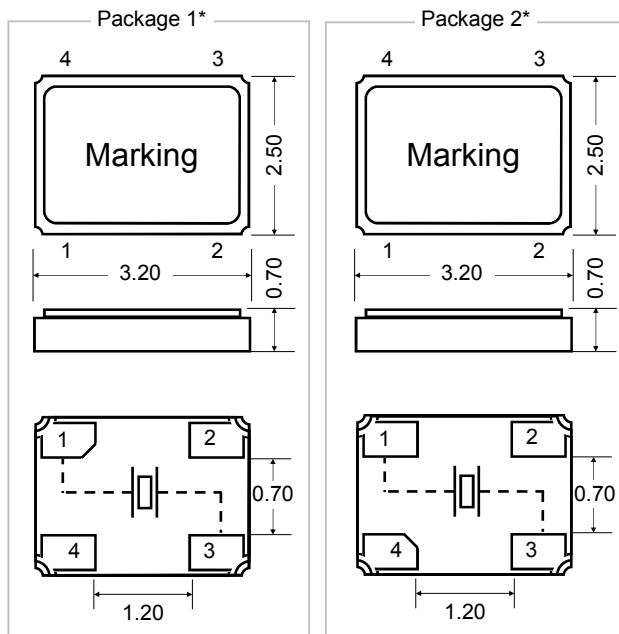
- WIDE FREQUENCY RANGE
- LOW COST SMD PACKAGE
- LOW PROFILE / SUITABLE FOR REFLOW
- AUTOMOTIVE GRADE AEC-Q200 QUALIFIED VERSION AVAILABLE



■ SPECIFICATION

FREQUENCY RANGE	8.000MHz ~ 156.25MHz
FREQUENCY TOLERANCE @ 25°C	±10ppm ~ ±50ppm (See P/N guide for other options)
FREQUENCY STABILITY	±10ppm ~ ±50ppm (See P/N guide for other options)
OPERATING TEMPERATURE RANGE	STD: 0°C ~ 70°C (See P/N guide for other options)
STORAGE TEMPERATURE RANGE	-55°C ~ 125°C
LOAD CAPACITANCE	STD: 18pF (See P/N guide for other options)
SHUNT CAPACITANCE	3.5pF max.
INSULATION RESISTANCE	500MΩ min. @ 100V _{DC} ± 15V _{DC}
DRIVE LEVEL	300μW max.
AGING @ 25°C ± 3°C	±2.0ppm / 1 st year max.
EQUIVALENT SERIES RESISTANCE	Fundamental: 8.000MHz ~ 9.000MHz: 800Ω max. 10.001MHz ~ 11.000MHz: 120Ω max. Fundamental: 11.001MHz ~ 12.000MHz: 120Ω max. 12.001MHz ~ 13.000MHz: 100Ω max. Fundamental: 13.001MHz ~ 16.000MHz: 80Ω max. 16.001MHz ~ 21.000MHz: 70Ω max. Fundamental: 21.001MHz ~ 30.000MHz: 60Ω max. 30.001MHz ~ 60.000MHz: 50Ω max. 3rd Overtone: 60.001MHz ~ 156.250MHz: 100Ω max.
OPERATION MODE	AT cut, Fundamental or 3rd Overtone

■ PACKAGE DIMENSIONS

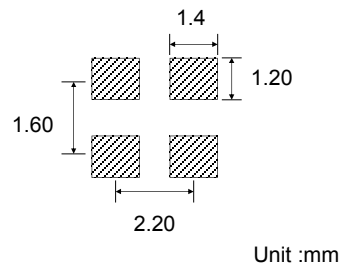


* Package 1 and 2 are provided interchangeably based on material availability.
 ** Different chamfer location between package 1 and 2.

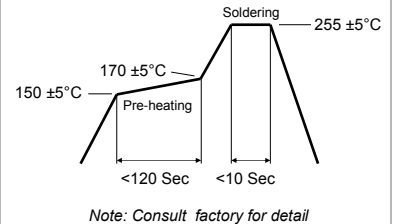
Pin Configuration	
1	Xtal
2	GND
3	Xtal
4	GND

Unit : mm

■ SOLDER PATTERN



■ REFLOW PROFILE



■ PART NUMBERING GUIDE

CS32 - F		00	00	HM	18	-	40.000M	-	TR
Mode F: Fundamental T: 3 rd overtone		Stability 00: ± 100ppm 50: ± 50ppm(standard) 30: ± 30ppm 25: ± 25ppm 15: ± 15ppm 10: ± 10ppm XX: Two digit for Stability		Load Capacitance 08: 8pF 20: 20pF 10: 10pF 22: 22pF 12: 12pF 24: 24pF 16: 16pF 28: 28pF 18: 18pF 32: 32pF S: Series		Options Q: AEC-Q200 Qualified TR: Tape reel			
Tolerance @ 25°C 00: ± 100ppm 50: ± 50ppm(standard) 30: ± 30ppm 25: ± 25ppm 10: ± 10ppm XX: Two digit Tolerance		Operating Temperature A: -55 F: -20 M: 70 S: 100 B: -50 G: -10 N: 75 T: 105 C: -40 H: 0 P: 80 U: 125 D: -35 J: 50 Q: 85 X: custom E: -30 K: 60 R: 90				Frequency M: MHz			

Transko Electronics, Inc reserves the right to make changes to the product (s), service (s), and specification (s) described herein without notice. See "Terms of Sale" for details on our website.